

# Chittagong Stock Exchange

13-Apr-22

## Weekly Market Summary

Week: 2022-04-10 to 2022-04-13 (4 days)

<b>Total Turnover (BDT) :</b>	730,140,722.00
<b>Volume of Share (Nos):</b>	23,643,286.00
<b>Total Contact(Nos)</b>	27,516
<b>Total Scrip Traded</b>	333

CATEGORY WISE TURNOVER		
Group	Turnover Value(BDT)	% of Total
A	528,878,606.20	72.43
B	157,884,916.20	21.62
N	35,903,301.90	4.92
Z	7,473,897.70	1.02

MAJOR INDICES IN THE WEEK						
Date	CASPI	CSE30	CSCX	CSE50	CSI	CSESMEX
04/07/2022	19501.7456	14074.4507	11700.3144	1,447.65	1,234.36	1,556.02
04/13/2022	19366.9069	14055.4794	11619.2936	1,441.42	1,226.93	1,598.76
change in %	-0.6914	-0.1348	-0.6925	-0.43	-0.60	2.75

SCRIP PERFORMANCE IN THE WEEK	
Advanced	74
Declined	234
No Change	25
Total Traded Issues	333

TOP TEN GAINER COMPANIES BY CLOSING PRICE							
Scrip ID	Scrip Name	Category	Week		Closing	Turnover (BDT)	
			Difference	Opening			
32025	JMI HOSPITAL REQUISITE MFG. LTD.	N	45.60	35.30	51.40	983,095.60	
32604	KRISHIBID SEED LIMITED	N	21.00	10.00	12.10	23.10	
16603	MOSTAFA METAL INDUSTRIES LTD.	N	16.14	22.30	25.90	2,089,858.00	
12043	ENVOY TEXTILES LIMITED	A	12.82	42.10	47.50	70,219.00	
11002	PEOPLES INSURANCE COMPANY LTD	A	12.64	60.90	68.60	1,055,795.60	
12024	H.R.TEXTILE MILLS LIMITED	A	12.53	73.40	82.60	2,851,264.80	
32007	IMAM BUTTON INDUSTRIES LTD	Z	12.31	39.80	44.70	898,246.50	
25012	IPDC FINANCE LIMITED	A	11.65	42.90	47.90	17,598,750.00	
21049	SEML IBBL SHARIAH FUND	A	9.37	9.60	10.50	10,500.00	
16040	COPPERTECH INDUSTRIES LTD.	B	8.52	38.70	42.00	140,700.00	

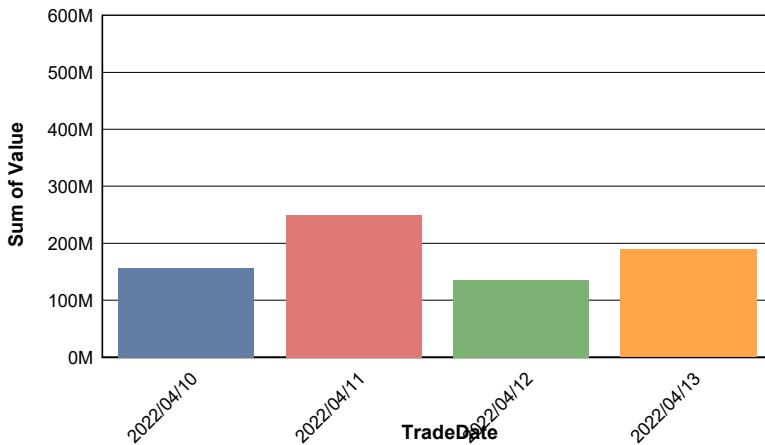
### TOP TEN LOSER COMPANIES BY CLOSING PRICE

Scrip ID	Scrip Name	Category	Week Difference	Opening	Closing	Turnover (BDT)
16601	NIALCO ALLOYS LIMITED	N	-8.66	42.70	39.00	292,400.00
22023	MERCANTILE BANK LIMITED	A	-7.45	16.10	14.90	184,680.40
12047	MOZAFFAR HOSSAIN SPINNING MILL	B	-7.19	38.90	36.10	397,010.00
20014	GBB POWER LIMITED	A	-6.97	30.10	28.00	10,430,109.00
22024	UTTARA BANK LIMITED	A	-6.42	24.90	23.30	4,120,773.60
12059	DRAGON SWEATER & SPINNING LTD.	A	-6.31	19.00	17.80	2,957,658.40
11030	TAKAFUL ISLAMI INSURANCE LTD.	A	-6.03	71.30	67.00	84,035.00
24004	BDCOM ONLINE LIMITED	A	-5.92	37.10	34.90	3,517,707.60
12004	APEX SPINNING & KNITTING MILLS	A	-5.81	156.40	147.30	269,170.10
11017	PIONEER INSURANCE COMPANY LTD	A	-5.71	99.80	94.10	225,154.30

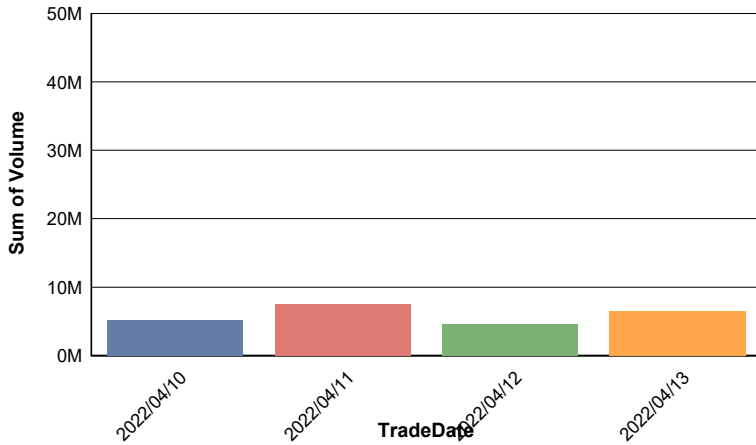
### TOP TEN COMPANIES BY TURNOVER

Scrip ID	Scrip Name	Turnover (BDT)	Volume
12046	PARAMOUNT TEXTILE LIMITED	51,255,237.00	599,294
13027	ORION PHARMA LIMITED	50,757,097.00	495,914
16032	BANGLADESH STEEL RE-ROLLING MILLS LTD	43,136,874.70	391,175
32003	BEXIMCO LIMITED	27,992,332.10	190,064
25021	GSP FINANCE CO.(BANGLADESH) LT	25,941,700.20	862,129
18010	SAIF POWERTEC LIMITED	23,559,593.50	627,671
13002	SQUARE PHARMACEUTICALS LIMITED	22,908,853.20	102,483
22036	UNION BANK LIMITED	22,771,066.00	1,931,905
25010	LANKABANGLA FINANCE LIMITED	22,141,723.30	716,690
32009	BRITISH AMERICAN TOBACCO BD CO	20,202,101.50	35,011

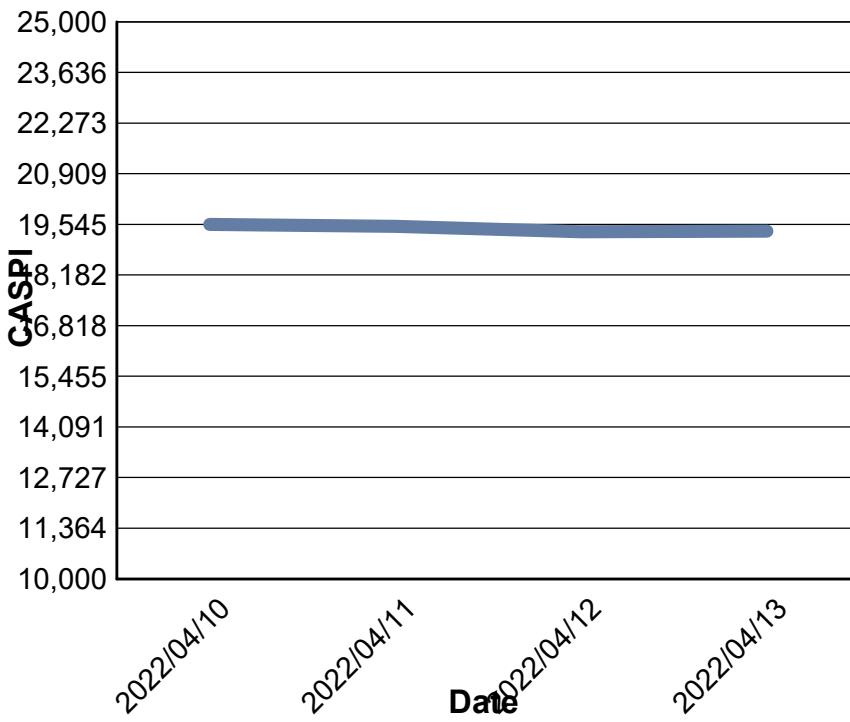
### Data for Turnover Value



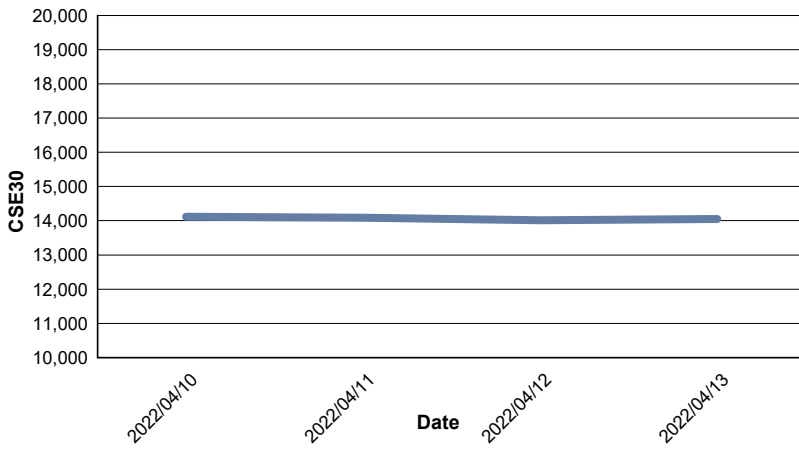
### Data for Turnover Volume



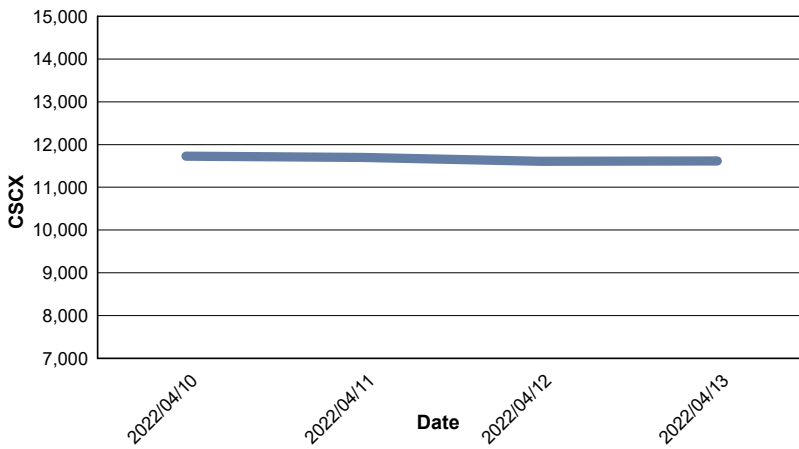
### CASPI Index



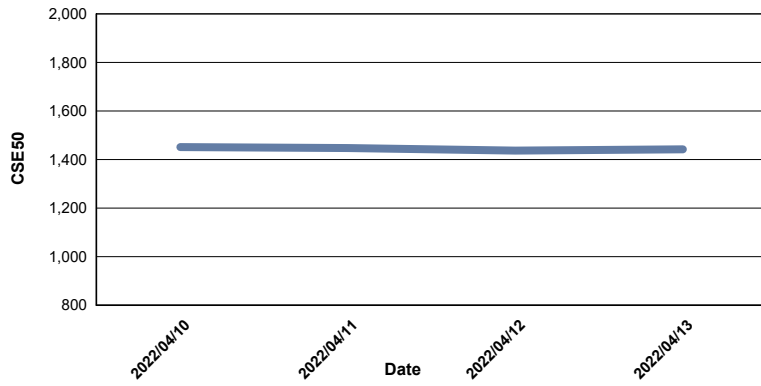
### Index CSE30



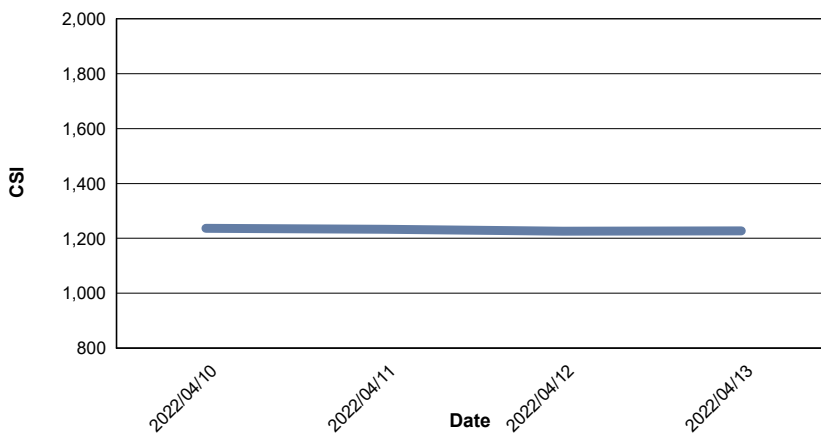
### Index CSCX



### Index CSE50



### Index CSI



### Index CSESMEX

