

# Chittagong Stock Exchange

26-Oct-23

## Weekly Market Summary

**Week:** 2023-10-22 to 2023-10-26 (Total 4 days excluding 24th October)

<b>Total Turnover (BDT) :</b>	5,633,434,594.80
<b>Volume of Share (Nos):</b>	171,403,728.00
<b>Total Contact(Nos)</b>	6,240
<b>Total Scrip Traded</b>	229

CATEGORY WISE TURNOVER		
Group	Turnover Value(BDT)	% of Total
A	5,522,717,242.00	98.03
B	98,511,866.20	1.75
N	11,858,679.10	0.21
Z	346,807.50	0.01

MAJOR INDICES IN THE WEEK						
Date	CASPI	CSE30	CSCX	CSE50	CSI	CSESMEX
10/19/2023	18585.3201	13363.3035	11110.6243	1,307.78	1,168.79	2,225.61
10/26/2023	18586.6913	13356.2691	11109.7937	1,307.30	1,168.93	2,288.35
change in %	0.0074	-0.0526	-0.0075	-0.04	0.01	2.82

SCRIP PERFORMANCE IN THE WEEK	
Advanced	51
Declined	63
No Change	115
Total Traded Issues	229

TOP TEN GAINER COMPANIES BY CLOSING PRICE						
Scrip ID	Scrip Name	Category	Week		Closing	Turnover (BDT)
			Difference	Opening		
21054	CAPITEC GRAMEEN BANK GROWTH I	A	66.00	10.00	16.60	83.00
32605	HIMADRI LIMITED	N	46.40	2,790.20	4,085.00	7,644,395.40
32007	IMAM BUTTON INDUSTRIES LTD	Z	29.86	149.00	193.50	240,357.50
11013	PHOENIX INSURANCE COMPANY LTD	A	26.00	35.00	44.10	20,874.90
13007	AMBEE PHARMACEUTICALS LIMITED	A	20.15	887.80	1,066.70	2,196,686.20
32002	ARAMIT LIMITED	A	14.38	303.00	346.60	296,123.90
11036	ISLAMI INSURANCE BANGLADESH LT	A	13.19	43.20	48.90	39,701,800.00
11031	STANDARD INSURANCE LIMITED	A	13.07	48.20	54.50	267,326.80
13012	LIBRA INFUSIONS LIMITED	B	12.58	1,433.90	1,614.40	3,466,996.00
22013	PRIME BANK LIMITED	A	10.55	19.90	22.00	102,063,507.60

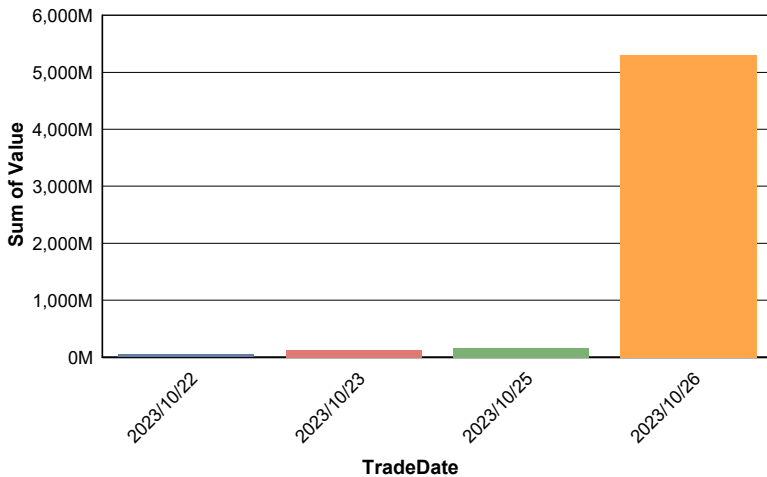
**TOP TEN LOSER COMPANIES BY CLOSING PRICE**

Scrip ID	Scrip Name	Category	Week Difference	Opening	Closing	Turnover (BDT)
11033	REPUBLIC INSURANCE COMPANY LTI	A	-14.39	52.80	45.20	610,266.00
32019	KHAN BROTHERS PP WOVEN BAG INI	B	-13.79	34.80	30.00	1,573,760.90
11041	CRYSTAL INSURANCE COMPANY LIMI	A	-13.63	110.00	95.00	533,371.00
32018	DESHBANDHU POLYMER LIMITED	B	-11.63	42.10	37.20	1,928,715.50
11045	UNION INSURANCE COMPANY LTD.	B	-10.55	73.90	66.10	1,327,517.20
11022	ASIA PACIFIC GEN INS CO LTD	A	-10.25	58.50	52.50	180,677.90
11027	PARAMOUNT INSURANCE CO. LTD	A	-9.90	66.60	60.00	27,634.40
11014	EASTERN INSURANCE COMPANY LTC	A	-9.30	72.00	65.30	589,450.00
24005	INTECH ONLINE LIMITED	B	-8.76	25.10	22.90	801.50
18011	SEA PEARL BEACH RESORT & SPA LII	A	-7.37	206.10	190.90	7,773,491.80

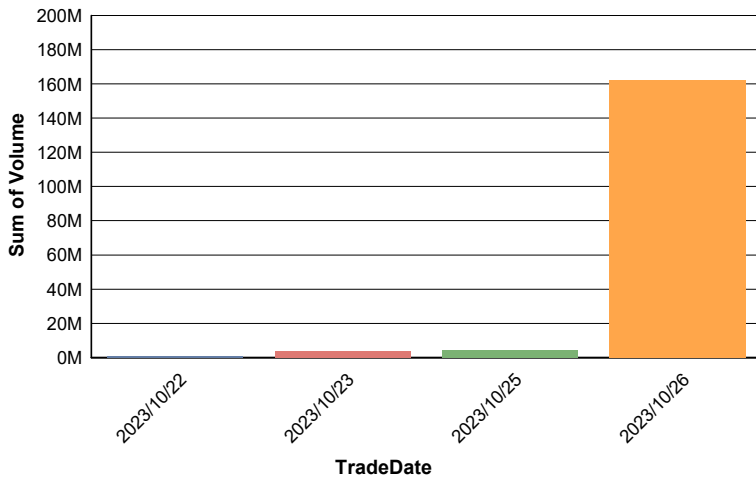
**TOP TEN COMPANIES BY TURNOVER**

Scrip ID	Scrip Name	Turnover (BDT)	Volume
22008	ISLAMI BANK BANGLADESH LIMITED	5,215,401,072.80	159,981,628
22013	PRIME BANK LIMITED	102,063,507.60	5,151,574
20006	POWER GRID COMPANY OF BD LTD.	44,786,500.00	935,000
11036	ISLAMI INSURANCE BANGLADESH LT	39,701,800.00	827,100
24007	DAFFODIL COMPUTERS LIMITED	31,994,571.90	364,199
13013	THE IBN SINA PHARMACEUTICALS PLC	18,966,474.80	66,602
14027	EMERALD OIL INDUSTRIES LIMITED	15,244,326.00	121,943
14017	FU-WANG FOODS LIMITED	11,275,039.10	372,026
20009	TITAS GAS TRANS.& DIST. CO LTD	8,180,000.00	200,000
18011	SEA PEARL BEACH RESORT & SPA LIMITED	7,773,491.80	39,853

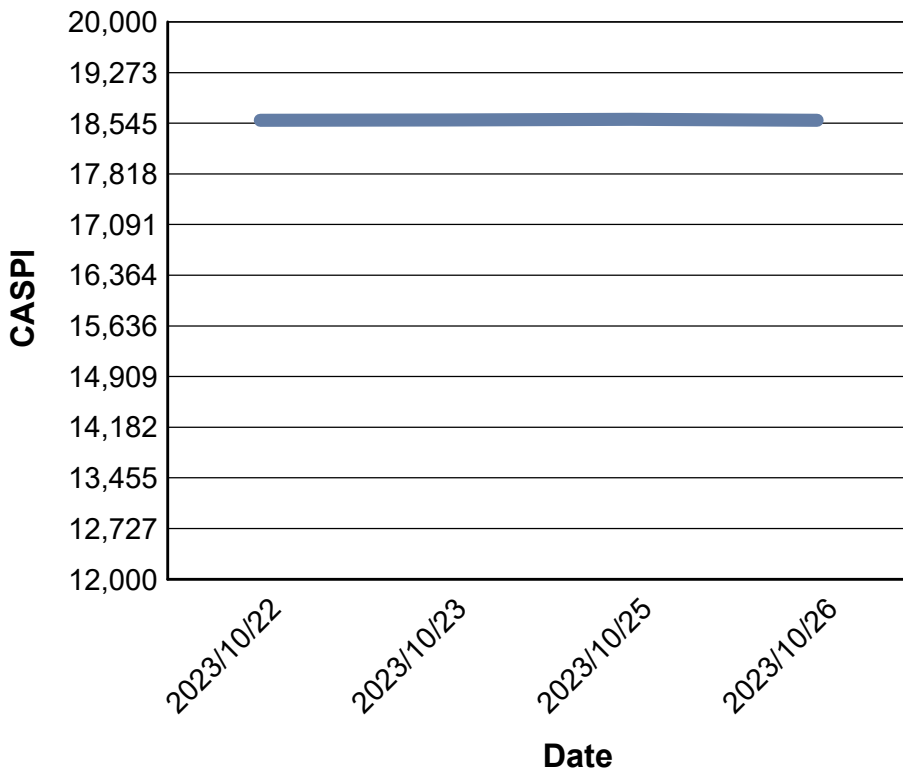
**Data for Turnover Value**



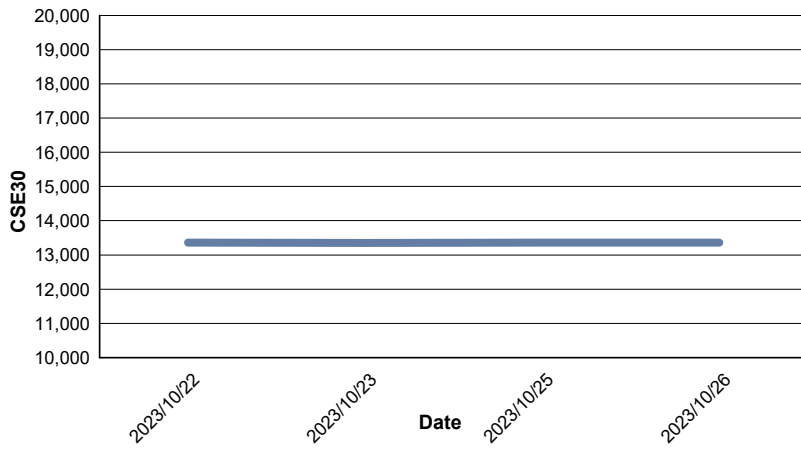
### Data for Turnover Volume



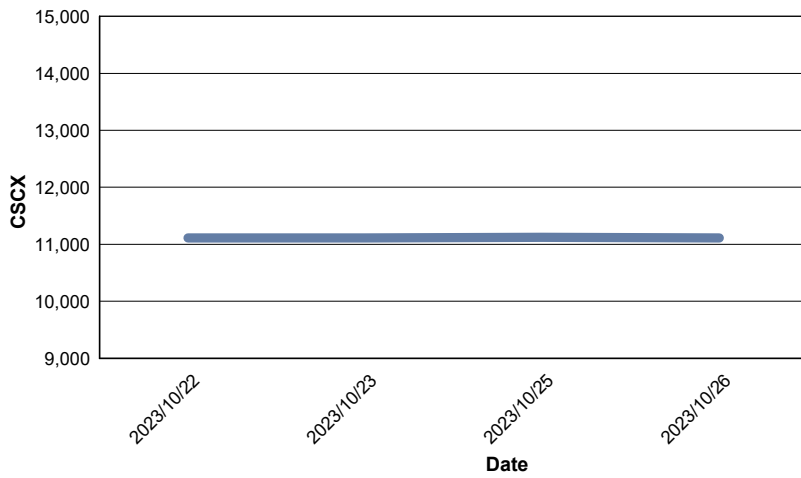
### CASPI Index



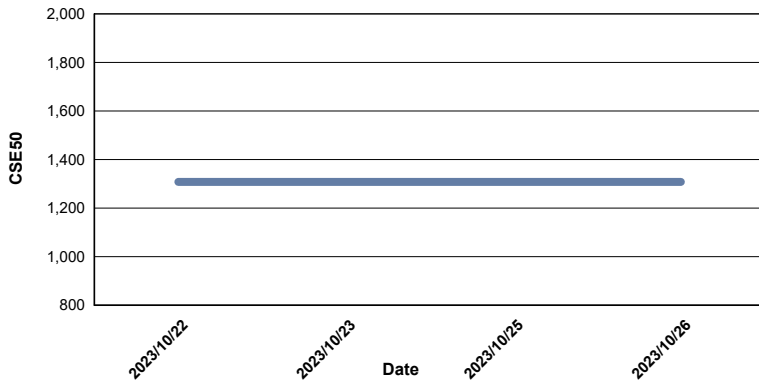
### Index CSE30



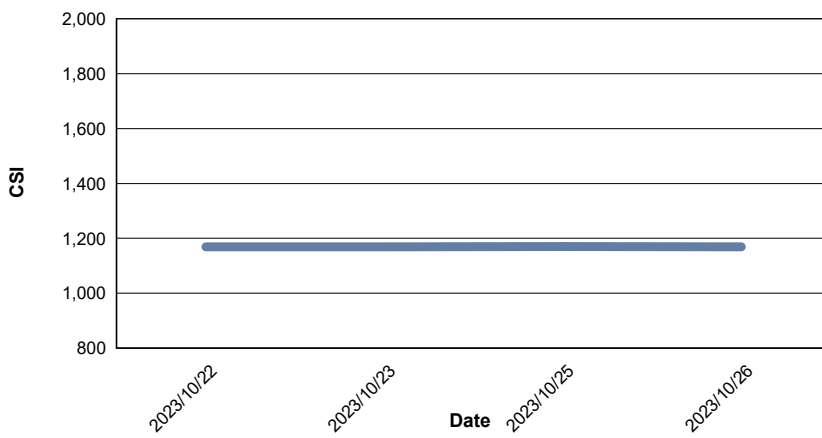
### Index CSCX



### Index CSE50



### Index CSI



### Index CSESMEX

