

Chittagong Stock Exchange

03-Jan-19

Weekly Market Summary

Week: 2019-01-01 to 2019-01-03 (3 days)

Total Turnover (BDT) :	1,249,848,380.50
Volume of Share (Nos):	41,528,454.00
Total Contact(Nos)	41,813
Total Scrip Traded	291

CATEGORY WISE TURNOVER		
Group	Turnover Value(BDT)	% of Total
A	970,701,489.70	77.65
B	82,394,641.10	6.59
N	166,728,155.20	13.34
Z	30,024,094.50	2.40

MAJOR INDICES IN THE WEEK					
Date	CASPI	CSE30	CSCX	CSE50	CSI
01/03/2019	17166.8716	14862.0292	10367.6390	1,243.82	1,116.27
12/27/2018	16449.5095	14500.6604	9947.2258	1,198.05	1,076.78
change in %	4.3610	2.4921	4.2264	3.82	3.67

SCRIP PERFORMANCE IN THE WEEK	
Advanced	264
Declined	19
No Change	8
Total Traded Issues	291

TOP TEN GAINER COMPANIES BY CLOSING PRICE						
Scrip ID	Scrip Name	Category	Week		Closing	Turnover (BDT)
			Difference	Opening		
12032	TALLU SPINNING MILLS LIMITED	Z	26.66	6.00	7.60	281,405.00
32017	JMI SYRINGES & MEDICAL DEV.LTD	A	23.56	253.30	313.00	7,985,396.70
25011	BD INDUSTRIAL FINANCE CO. LTD	Z	21.42	5.60	6.80	54,055.50
14027	EMERALD OIL INDUSTRIES LIMITED	Z	20.54	14.60	17.60	1,752,347.30
11029	CONTINENTAL INSURANCE LIMITED	A	20.44	18.10	21.80	5,411.90
25022	FAREAST FINANCE & INVESTMENT L	Z	20.37	5.40	6.50	165,510.50
20016	CVO PETROCHEMICAL REFINERY LTI	B	19.59	154.10	184.30	4,787,342.00
16028	SHURWID INDUSTRIES LTD.	A	18.31	27.30	32.30	5,485,034.70
12008	BEXIMCO SYNTHETICS LIMITED	Z	18.18	7.70	9.10	590,461.70
18007	UNITED AIRWAYS (BD) LTD.	Z	17.24	2.90	3.40	3,040,935.00

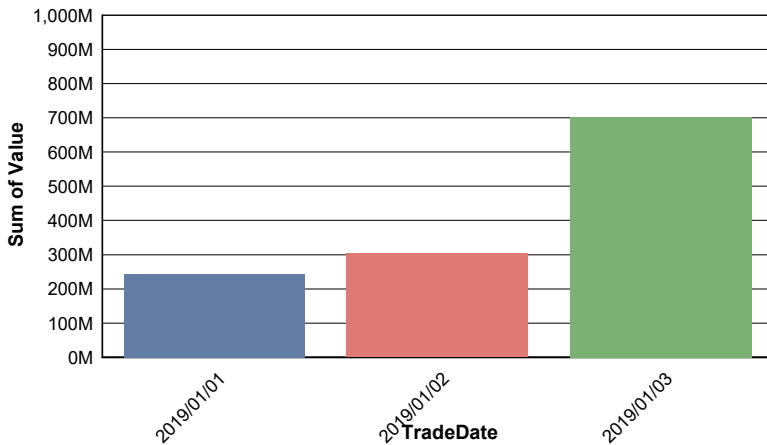
TOP TEN LOSER COMPANIES BY CLOSING PRICE

Scrip ID	Scrip Name	Category	Week Difference	Opening	Closing	Turnover (BDT)
10008	PRAGATI LIFE INSURANCE LTD.	A	-5.98	118.60	111.50	78,005.00
13006	RECKITT BENCKISER (BD) LIMITED	A	-4.32	2,310.00	2,210.10	128,142.00
20007	JAMUNA OIL COMPANY LIMITED	A	-4.18	191.00	183.00	11,058,087.30
10004	POPULAR LIFE INSURANCE CO.LTD.	A	-3.81	110.20	106.00	82,680.00
21033	MBL 1ST MUTUAL FUND	A	-3.65	8.20	7.90	11,245.00
13017	KEYA COSMETICS LIMITED	Z	-3.03	6.60	6.40	12,498,616.60
10002	NATIONAL LIFE INSURANCE CO.LTD	A	-2.92	215.60	209.30	2,893,256.80
16013	BANGLADESH LAMPS LIMITED	A	-2.39	204.90	200.00	374,450.00
10010	RUPALI LIFE INSURANCE CO. LTD.	A	-2.09	90.60	88.70	967,549.50
10001	DELTA LIFE INSURANCE COMPANY	A	-1.98	110.90	108.70	1,054,522.30

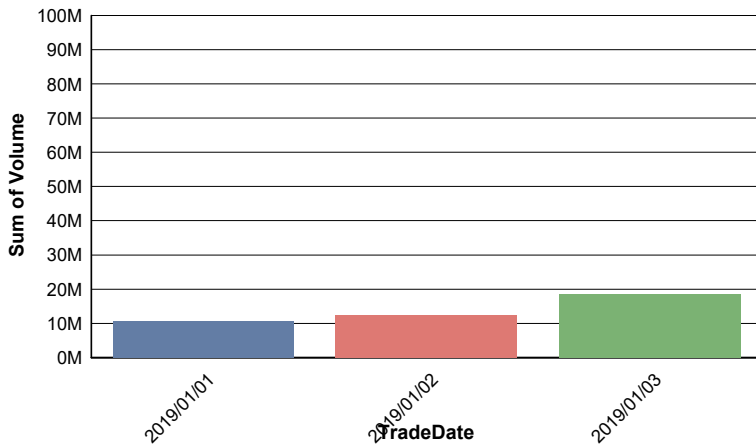
TOP TEN COMPANIES BY TURNOVER

Scrip ID	Scrip Name	Turnover (BDT)	Volume
20018	UNITED POWER GENERATION & DISTRIBUTION LTD.	99,997,234.70	312,711
22017	DUTCH-BANGLA BANK LIMITED	97,817,180.00	669,990
32003	BEXIMCO LIMITED	66,043,112.40	2,606,537
12046	PARAMOUNT TEXTILE LIMITED	65,935,416.10	974,418
13032	ADVENT PHARMA LIMITED	52,307,835.90	1,290,377
16032	BANGLADESH STEEL RE-ROLLING MILLS LTD.	35,871,002.30	438,250
19011	BASHUNDHARA PAPER MILLS LTD.	33,053,456.50	373,967
12054	SHASHA DENIMS LTD.	28,827,507.50	466,900
13034	INDO-BANGLA PHARMACEUTICALS LTD.	27,677,574.80	808,837
20017	SHAHJIBAZAR POWER CO. LTD.	25,623,595.00	253,689

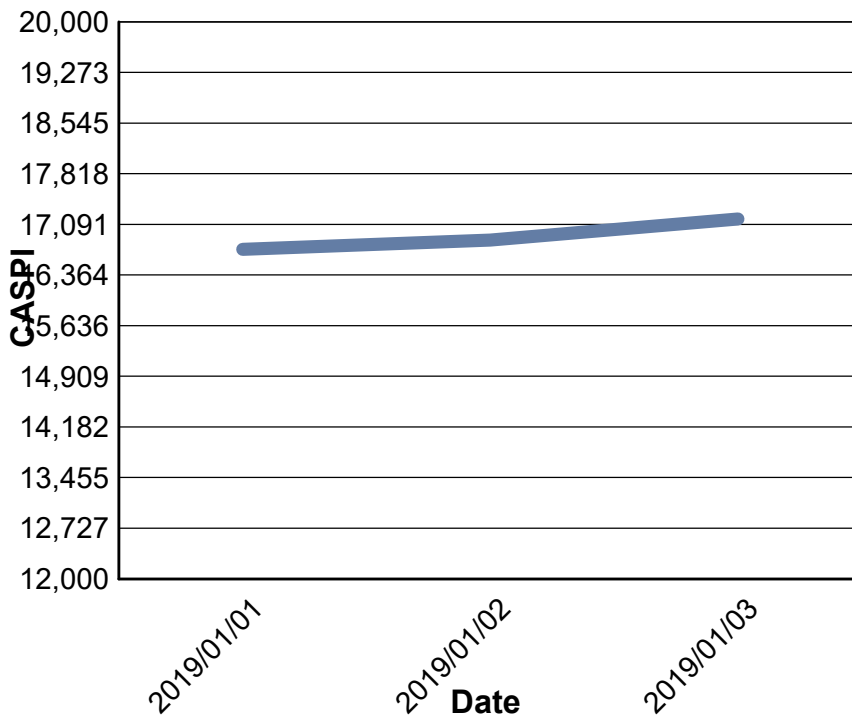
Data for Turnover Value



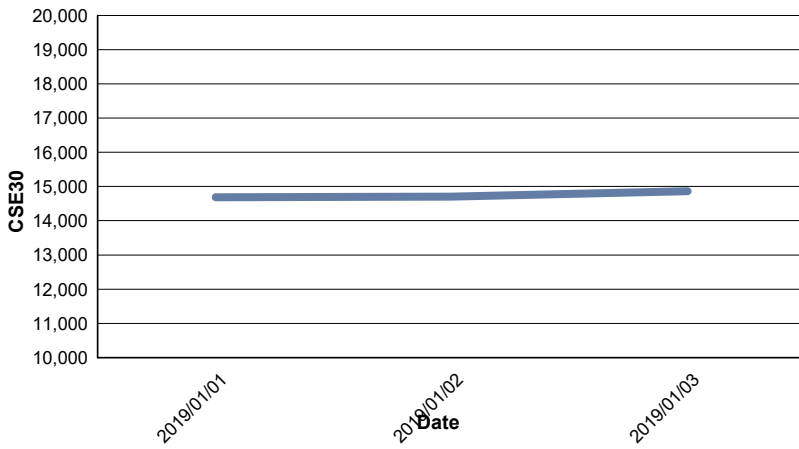
Data for Turnover Volume



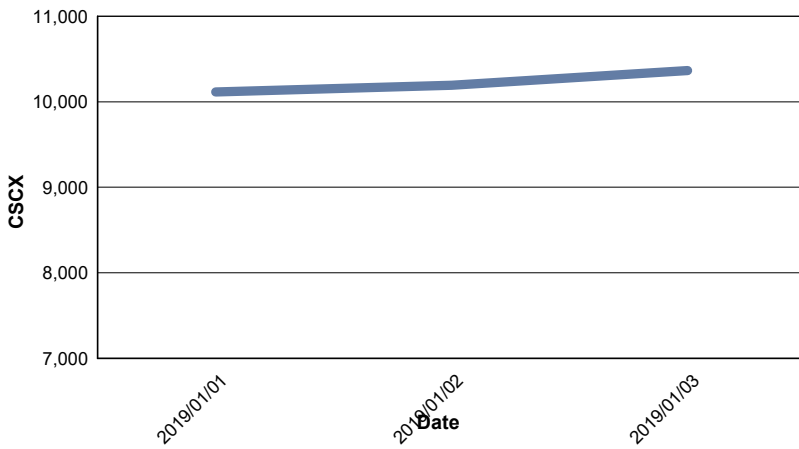
CASPI Index



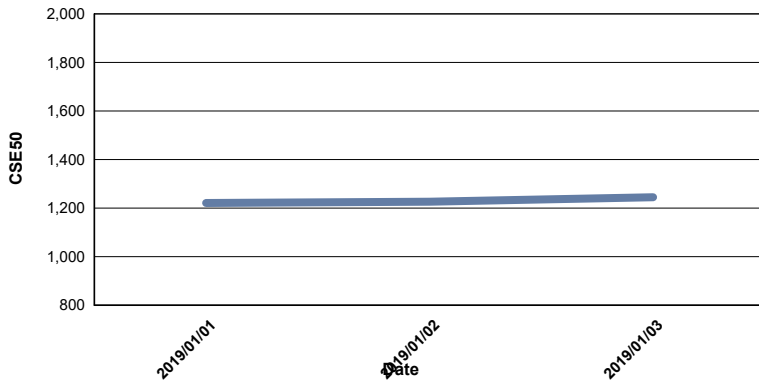
Index CSE30



Index CSCX



Index CSE50



Index CSI

