

# Chittagong Stock Exchange

08-Feb-24

## Weekly Market Summary

Week: 2024-02-04 to 2024-02-08 (5 days)

<b>Total Turnover (BDT) :</b>	1,266,012,033.00
<b>Volume of Share (Nos):</b>	59,090,028.00
<b>Total Contact(Nos)</b>	51,388
<b>Total Scrip Traded</b>	359

CATEGORY WISE TURNOVER		
Group	Turnover Value(BDT)	% of Total
A	440,370,695.30	34.77
B	693,524,506.10	54.76
N	93,450,191.50	7.38
Z	38,666,640.10	3.05

MAJOR INDICES IN THE WEEK						
Date	CASPI	CSE30	CSCX	CSE50	CSI	CSESMEX
02/01/2024	17626.1200	13277.4768	10555.2314	1,259.68	1,142.64	2,784.61
02/08/2024	18295.9007	13438.2912	10951.7152	1,289.45	1,172.52	2,550.19
change in %	3.7999	1.2112	3.7563	2.36	2.61	-8.42

SCRIP PERFORMANCE IN THE WEEK	
Advanced	286
Declined	58
No Change	15
Total Traded Issues	359

TOP TEN GAINER COMPANIES BY CLOSING PRICE						
Scrip ID	Scrip Name	Category	Week		Closing	Turnover (BDT)
			Difference	Opening		
11048	SIKDER INSURANCE COMPANY LTD	N	60.10	19.30	30.90	12,903.00
25014	Bangladesh Finance Limited	A	41.85	22.70	32.20	3,531,640.50
16020	S. ALAM COLD ROLLED STEELS LTD	B	35.06	23.10	31.20	182,780.30
12063	NURANI DYEING & SWEATER LTD.	Z	34.00	5.00	6.70	589,328.40
23005	SHINEPUKUR CERAMICS LIMITED	B	33.97	31.20	41.80	10,767,707.80
18012	BEST HOLDINGS LIMITED	N	32.91	24.00	31.90	32,843.10
13028	CENTRAL PHARMACEUTICALS LTD.	B	31.69	22.40	29.50	43,086,984.60
22002	AB BANK LIMITED	B	30.76	9.10	11.90	70,373,589.60
13032	ADVENT PHARMA LIMITED	B	29.71	24.90	32.30	17,889,009.00
12045	FAMILYTEX (BD) LTD.	Z	27.77	3.60	4.60	3,761,005.20

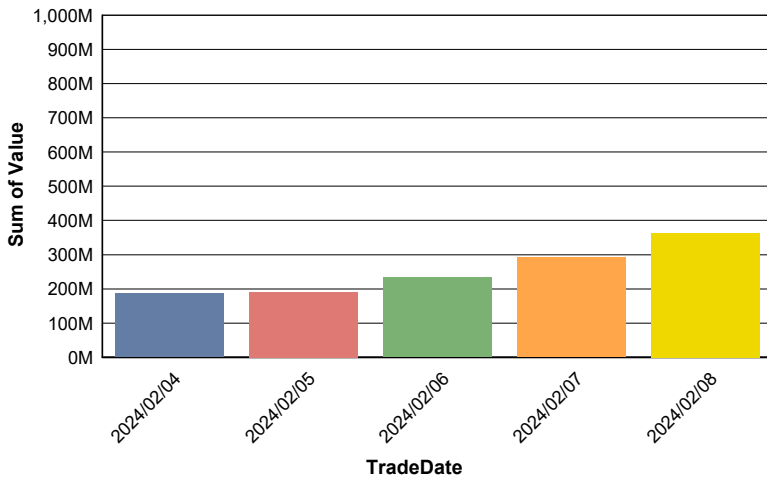
**TOP TEN LOSER COMPANIES BY CLOSING PRICE**

Scrip ID	Scrip Name	Category	Week Difference	Opening	Closing	Turnover (BDT)
32605	HIMADRI LIMITED	N	-31.76	2,376.50	1,621.60	92,867,400.00
50250	20Y BGTB 20/05/2040	A	-25.36	106.49	79.48	317,920.00
12026	TAMIJUDDIN TEXTILE	A	-13.46	156.00	135.00	91,305.00
16003	ANWAR GALVANIZING LIMITED	A	-12.47	223.70	195.80	1,036,906.90
32019	KHAN BROTHERS PP WOVEN BAG INI	B	-10.01	215.60	194.00	5,717,991.80
11036	ISLAMI INSURANCE BANGLADESH LT	A	-10.00	51.00	45.90	45.90
12070	NEW LINE CLOTHINGS LIMITED	A	-9.95	42.20	38.00	4,636.00
12601	APEX WEAVING & FINISHING MILLS	N	-9.87	16.20	14.60	36,500.00
14018	BANGAS LIMITED	B	-9.73	112.00	101.10	10,615.50
32001	USMANIA GLASS SHEET FAC LTD	Z	-9.44	51.90	47.00	80,931.90

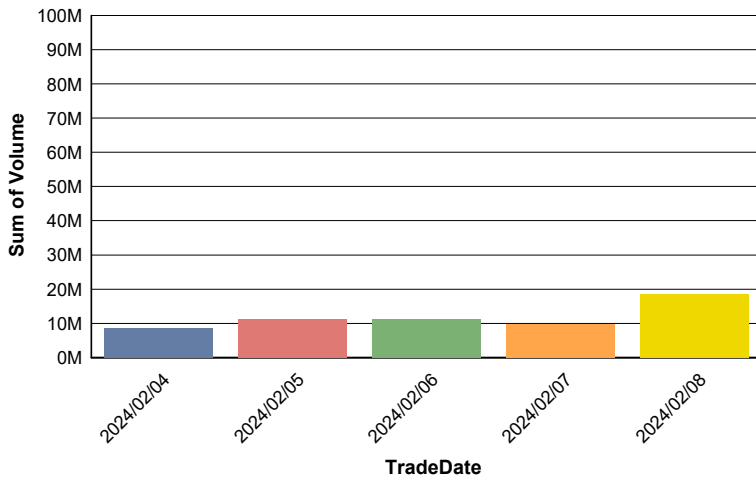
**TOP TEN COMPANIES BY TURNOVER**

Scrip ID	Scrip Name	Turnover (BDT)	Volume
32605	HIMADRI LIMITED	92,867,400.00	48,300
22002	AB BANK LIMITED	70,373,589.60	6,591,834
14017	FU-WANG FOODS LIMITED	50,185,271.50	1,385,515
13028	CENTRAL PHARMACEUTICALS LTD.	43,086,984.60	1,443,588
22010	INTL FINANCE INV & COMM BANK	34,166,018.70	2,567,464
16033	OLYMPIC ACCESSORIES LTD.	31,874,406.70	1,507,540
22037	GLOBAL ISLAMI BANK LIMITED	28,955,608.30	3,309,382
23004	FU-WANG CERAMIC INDUSTRY LTD	27,864,556.90	1,215,242
16009	BD.THAI ALUMINIUM LIMITED	27,579,404.40	730,928
32004	BD SHIPPING CORPORATION	27,340,249.10	221,137

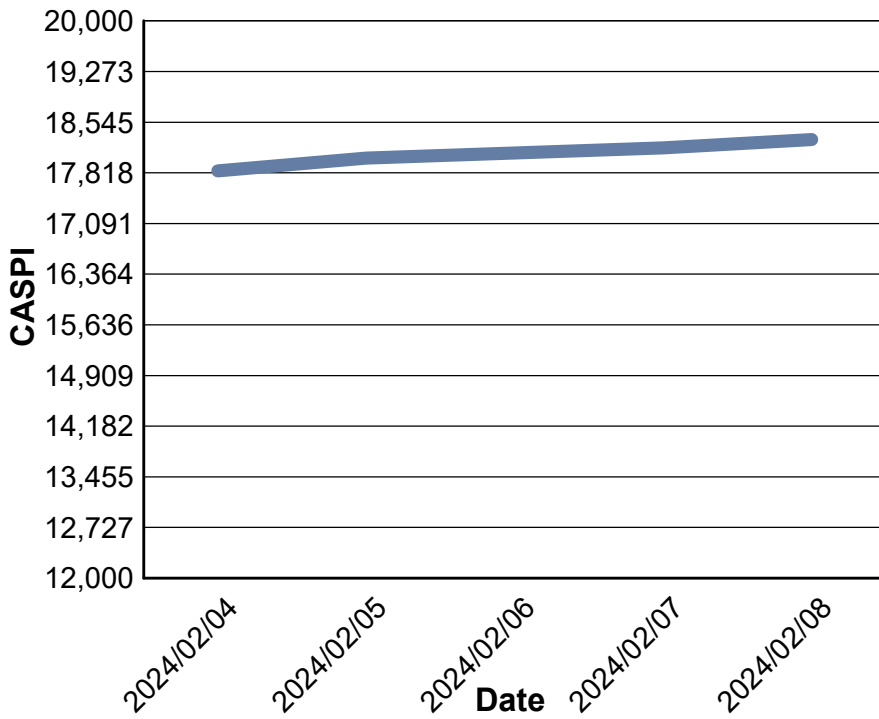
**Data for Turnover Value**



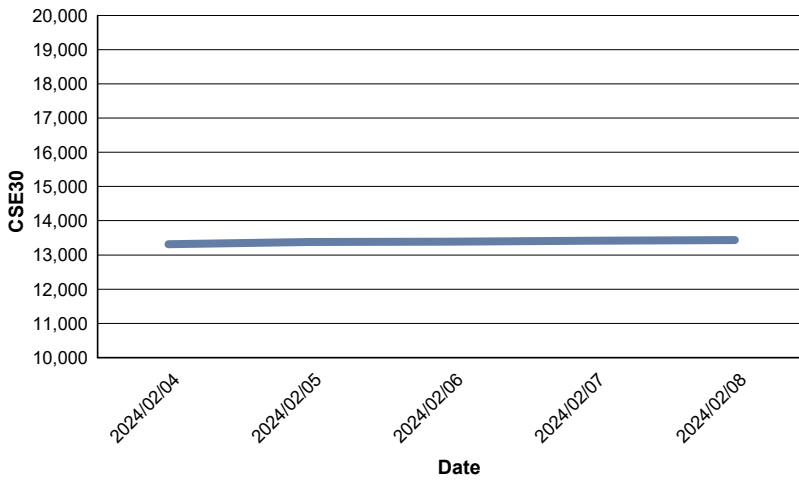
### Data for Turnover Volume



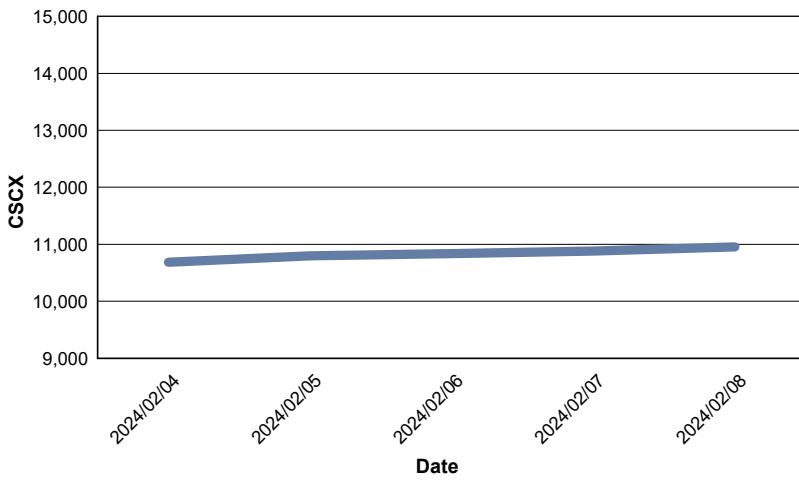
### CASPI Index



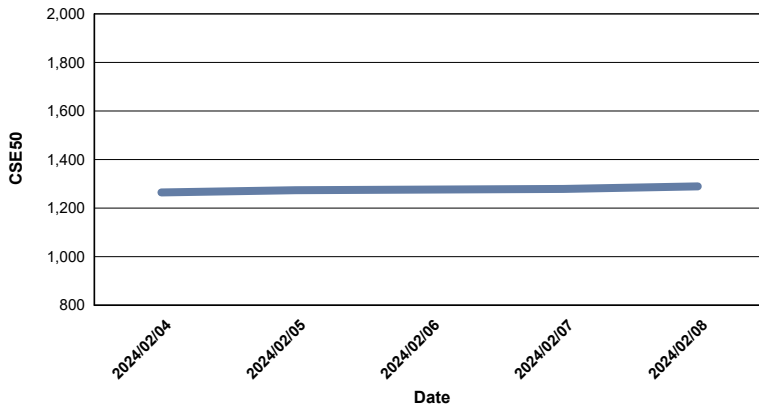
### Index CSE30



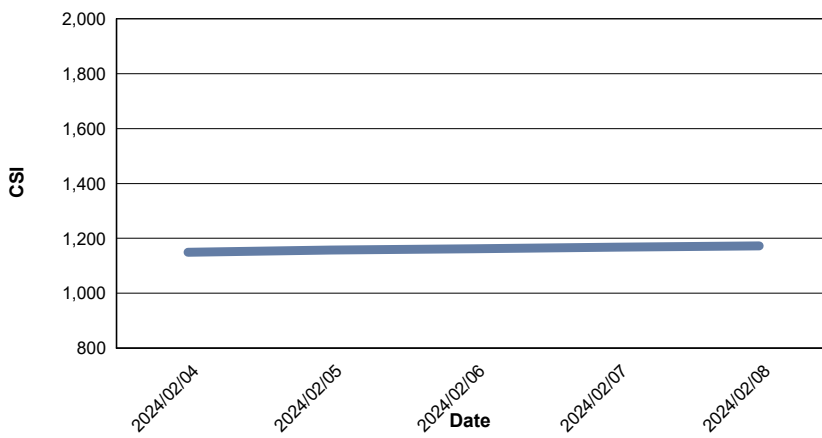
### Index CSCX



### Index CSE50



### Index CSI



### Index CSESMEX

