

Chittagong Stock Exchange

15-Apr-21

Weekly Market Summary

Week: 2021-04-11 to 2021-04-15, Excluding 14th April 2021 total 4 days)

Total Turnover (BDT) :	734,450,944.90
Volume of Share (Nos):	23,540,462.00
Total Contact(Nos)	29,499
Total Scrip Traded	279

CATEGORY WISE TURNOVER		
Group	Turnover Value(BDT)	% of Total
A	393,938,772.50	53.63
B	113,138,933.20	15.40
N	222,263,235.20	30.26
Z	5,110,004.00	0.70

MAJOR INDICES IN THE WEEK					
Date	CASPI	CSE30	CSCX	CSE50	CSI
04/08/2021	15231.0537	11694.8178	9190.4238	1,156.41	967.24
04/15/2021	15379.2133	11824.7548	9277.8155	1,168.82	976.13
change in %	0.9727	1.1111	0.9509	1.07	0.92

SCRIP PERFORMANCE IN THE WEEK	
Advanced	149
Declined	101
No Change	29
Total Traded Issues	279

TOP TEN GAINER COMPANIES BY CLOSING PRICE						
Scrip ID	Scrip Name	Category	Week		Closing	Turnover (BDT)
			Difference	Opening		
14027	EMERALD OIL INDUSTRIES LIMITED	Z	21.33	15.00	18.20	3,528,183.10
21051	CAPM IBBL ISLAMIC MUTUAL FUND	A	20.62	16.00	19.30	30,964.30
11013	PHOENIX INSURANCE COMPANY LTD	A	20.35	33.40	40.20	1,129,201.20
11024	SONAR BANGLA INSURANCE LTD.	A	18.46	50.90	60.30	1,912,282.60
11041	CRYSTAL INSURANCE COMPANY LIM	N	16.88	38.50	45.00	21,064,915.60
11017	PIONEER INSURANCE COMPANY LTD	A	16.23	58.50	68.00	160,526.60
11007	FEDERAL INSURANCE COMPANY LTD	B	14.93	22.10	25.40	29,985,275.00
12038	R. N. SPINNING MILLS LIMITED	Z	14.28	3.50	4.00	228,708.00
21021	TRUST BANK 1ST MUTUAL FUND	A	13.72	5.10	5.80	1,114,450.10
25014	BD FINANCE & INVESTMENT CO LTD	A	12.45	30.50	34.30	5,098,396.10

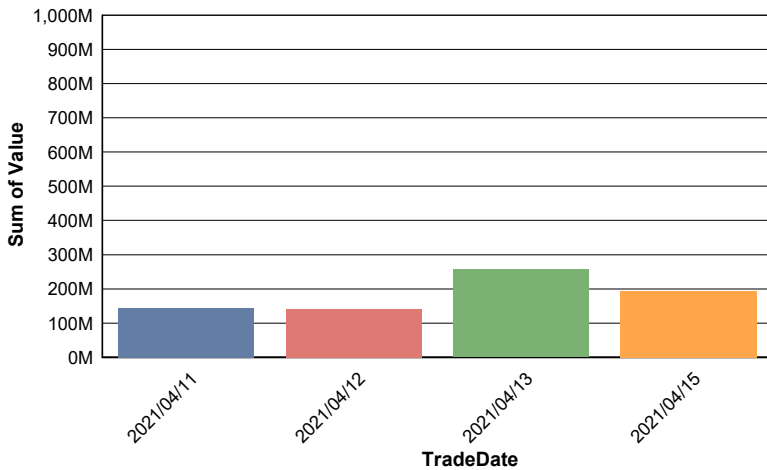
TOP TEN LOSER COMPANIES BY CLOSING PRICE

Scrip ID	Scrip Name	Category	Week Difference	Opening	Closing	Turnover (BDT)
22031	THE PREMIER BANK LIMITED	A	-18.38	13.60	11.10	9,738,956.80
11031	STANDARD INSURANCE LIMITED	A	-17.72	47.40	39.00	508,129.90
25018	DELTA BRAC HOUSING FIN. CORP.	A	-12.96	98.70	85.90	43,165.40
24012	ADN TELECOM LIMITED	A	-12.95	47.10	41.00	1,012,188.00
25011	BD INDUSTRIAL FINANCE CO. LTD	Z	-12.19	4.10	3.60	101,658.80
32024	INDEX AGRO INDUSTRIES LTD	N	-11.82	70.20	61.90	23,740,811.80
32006	GQ BALL PEN INDUSTRIES LIMITED	A	-10.09	125.80	113.10	22,751.10
11014	EASTERN INSURANCE COMPANY LTC	A	-9.80	102.00	92.00	5,704.00
24008	AAMRA TECHNOLOGIES LIMITED	A	-9.23	26.00	23.60	41,498.80
22006	THE CITY BANK LIMITED	A	-8.49	25.90	23.70	6,957,105.60

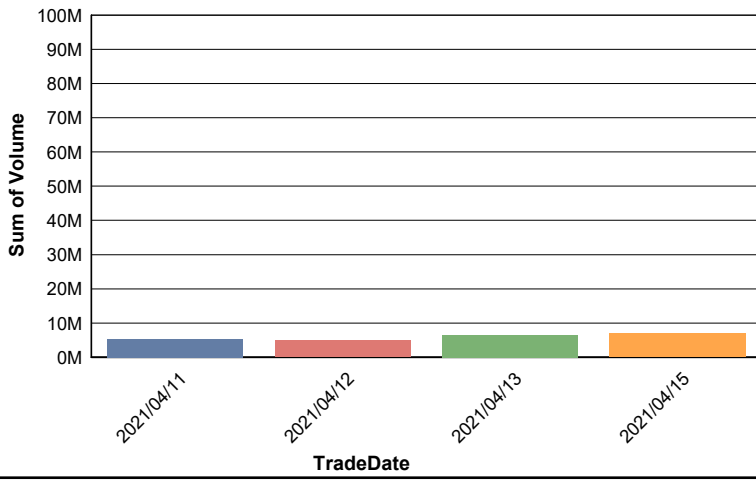
TOP TEN COMPANIES BY TURNOVER

Scrip ID	Scrip Name	Turnover (BDT)	Volume
13005	BEXIMCO PHARMACEUTICALS LTD	92,405,899.10	522,343
26003	ROBI AXIATA LIMITED	91,546,283.00	2,062,072
32003	BEXIMCO LIMITED	44,206,703.10	613,535
25010	LANKABANGLA FINANCE LIMITED	30,749,875.60	1,141,376
11042	DESH GENERAL INSURANCE COMPANY LTD.	30,210,134.10	906,374
11007	FEDERAL INSURANCE COMPANY LTD	29,985,275.00	1,233,776
22017	DUTCH-BANGLA BANK LIMITED	27,014,132.80	473,957
32024	INDEX AGRO INDUSTRIES LTD	23,740,811.80	382,940
11041	CRYSTAL INSURANCE COMPANY LIMITED	21,064,915.60	503,651
20023	LUB-RREF (BANGLADESH) LTD.	18,770,679.00	590,929

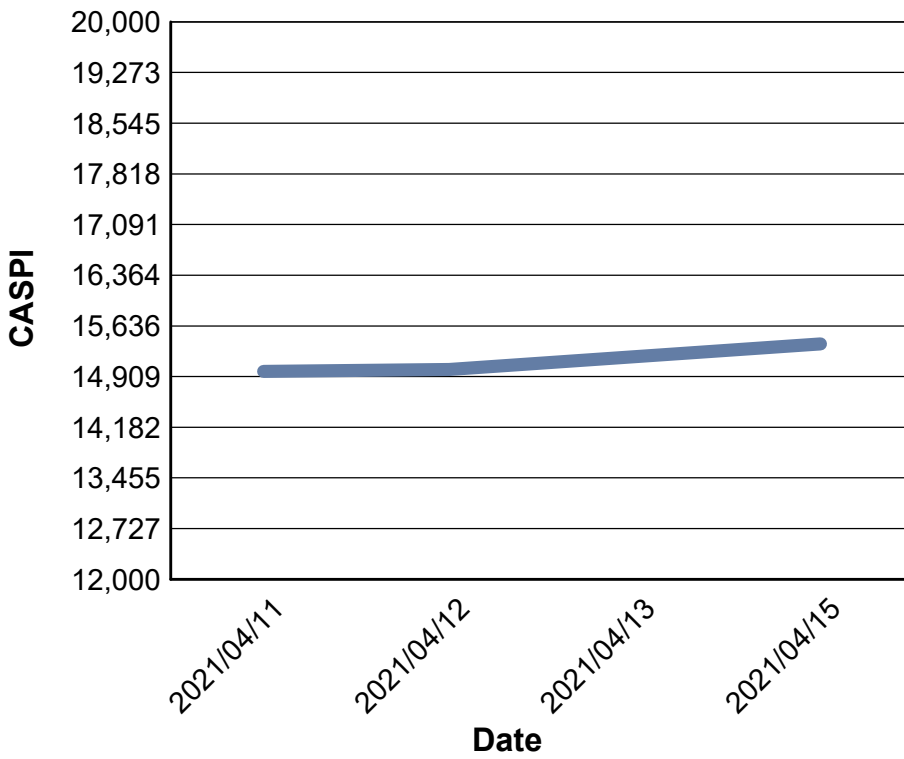
Data for Turnover Value



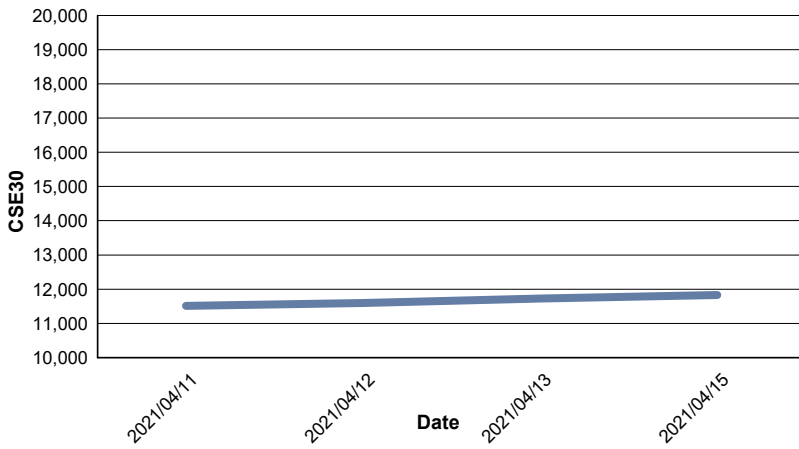
Data for Turnover Volume



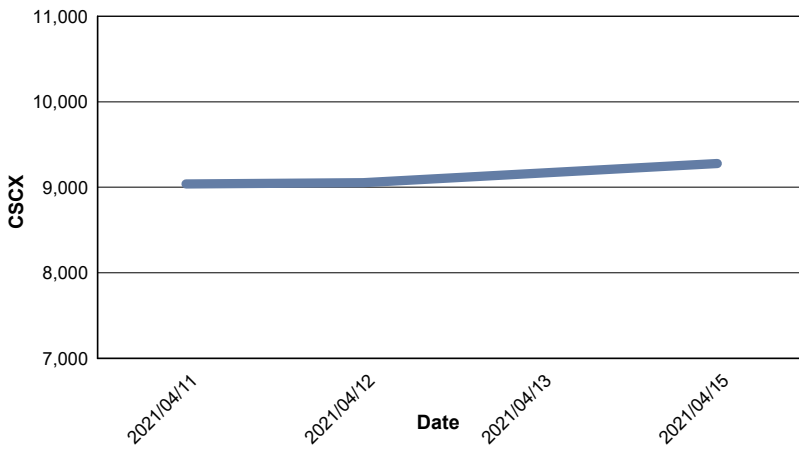
CASPI Index



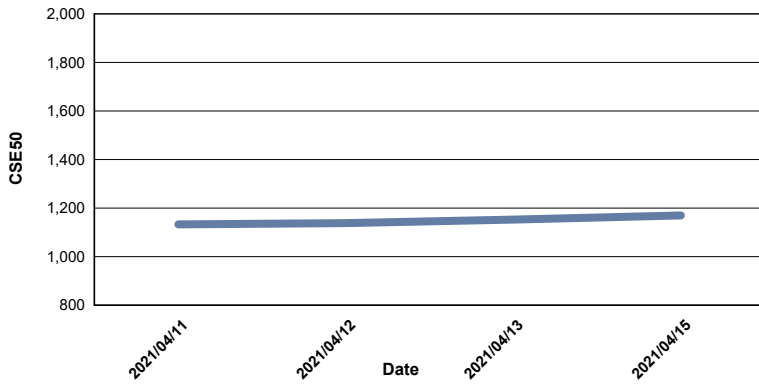
Index CSE30



Index CSCX



Index CSE50



Index CSI

