

# Chittagong Stock Exchange

10-Jun-21

## Weekly Market Summary

Week: 2021-06-06 to 2021-06-10 (5 days)

<b>Total Turnover (BDT) :</b>	5,274,589,253.50
<b>Volume of Share (Nos):</b>	162,557,520.00
<b>Total Contact(Nos)</b>	133,650
<b>Total Scrip Traded</b>	334

CATEGORY WISE TURNOVER		
Group	Turnover Value(BDT)	% of Total
A	3,687,781,069.90	69.87
B	1,002,014,935.20	18.98
N	556,810,025.30	10.55
Z	27,983,223.10	0.53

MAJOR INDICES IN THE WEEK					
Date	CASPI	CSE30	CSCX	CSE50	CSI
06/03/2021	17543.4880	13090.8835	10574.0676	1,295.77	1,055.66
06/10/2021	17585.3392	13118.6434	10594.4243	1,283.43	1,077.19
change in %	0.2386	0.2121	0.1925	-0.95	2.04

SCRIP PERFORMANCE IN THE WEEK	
Advanced	193
Declined	123
No Change	18
Total Traded Issues	334

TOP TEN GAINER COMPANIES BY CLOSING PRICE						
Scrip ID	Scrip Name	Category	Week Difference	Opening	Closing	Turnover (BDT)
17010	FORTUNE SHOES LIMITED	A	49.61	26.00	38.90	105,245,793.10
16040	COPPERTECH INDUSTRIES LTD.	A	43.47	20.70	29.70	13,998,133.90
12071	RING SHINE TEXTILES LTD.	A	39.24	7.90	11.00	127,441,341.20
12031	SAFKO SPINNING MILLS LTD	B	31.25	12.80	16.80	3,693,770.50
16003	ANWAR GALVANIZING LIMITED	A	29.54	132.00	171.00	7,224,481.50
12012	ALIF INDUSTRIS LIMITED	A	27.98	24.30	31.10	3,489,805.00
16020	S. ALAM COLD ROLLED STEELS LTD	A	25.31	23.70	29.70	4,624,638.40
12063	NURANI DYEING & SWEATER LTD.	A	23.94	7.10	8.80	13,739,595.50
16043	MIR AKHTER HOSSAIN LIMITED	N	23.32	70.30	86.70	46,162,935.50
16039	RUNNER AUTOMOBILES LIMITED	A	22.36	53.20	65.10	7,573,951.00

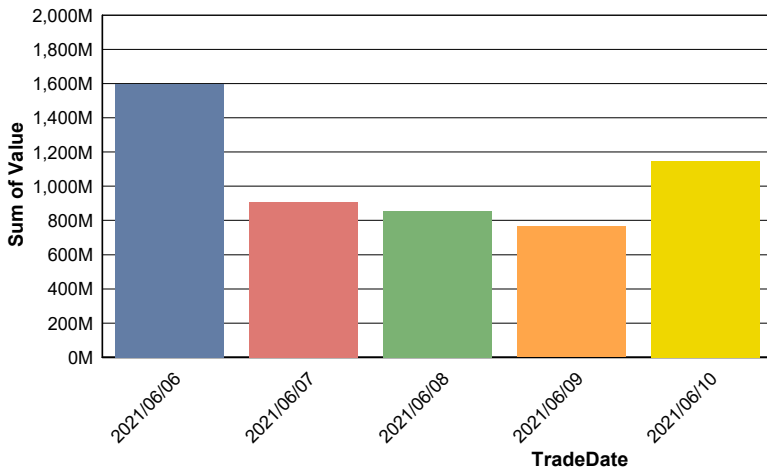
**TOP TEN LOSER COMPANIES BY CLOSING PRICE**

Scrip ID	Scrip Name	Category	Week Difference	Opening	Closing	Turnover (BDT)
22016	N C C BANK LIMITED	A	-21.11	18.00	14.20	11,825,171.90
11036	ISLAMI INSURANCE BANGLADESH LT	A	-16.36	72.10	60.30	5,317,303.50
22015	SOUTHEAST BANK LIMITED	A	-15.66	16.60	14.00	20,128,931.80
17007	SAMATA LEATHER COMPLEX LTD	B	-15.27	116.50	98.70	276,360.00
22002	AB BANK LIMITED	B	-13.75	16.00	13.80	45,105,771.30
11005	JANATA INSURANCE COMPANY LTD	A	-13.11	48.80	42.40	9,568,398.60
22026	EXPORT IMPORT BANK OF BD LTD	A	-12.59	12.70	11.10	7,302,362.40
11013	PHOENIX INSURANCE COMPANY LTD	A	-12.04	73.90	65.00	16,506,140.40
11021	NITOL INSURANCE COMPANY LTD	A	-11.80	64.40	56.80	3,500,541.30
22033	FIRST SECURITY ISLAMI BANK LTD	A	-11.66	12.00	10.60	29,102,585.80

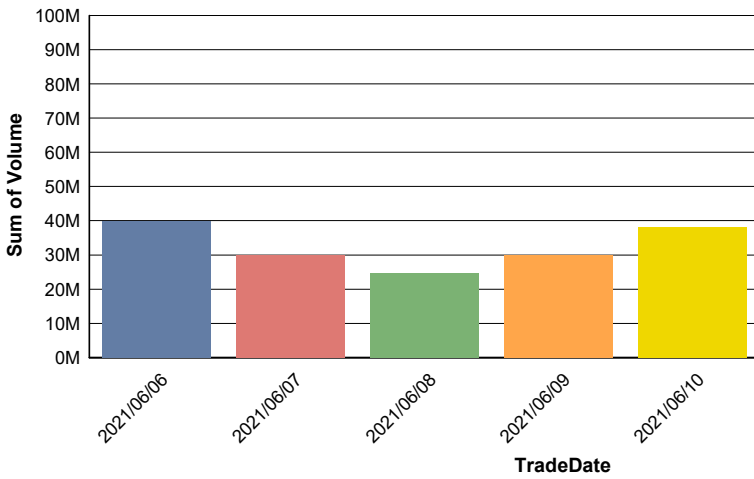
**TOP TEN COMPANIES BY TURNOVER**

Scrip ID	Scrip Name	Turnover (BDT)	Volume
22017	DUTCH-BANGLA BANK LIMITED	634,609,620.10	7,333,111
11017	PIONEER INSURANCE COMPANY LTD	497,058,608.70	3,113,647
32003	BEXIMCO LIMITED	421,673,132.50	4,563,530
26003	ROBI AXIATA LIMITED	183,202,665.60	4,090,538
25010	LANKABANGLA FINANCE LIMITED	132,867,384.90	3,601,908
12071	RING SHINE TEXTILES LTD.	127,441,341.20	13,812,625
17010	FORTUNE SHOES LIMITED	105,245,793.10	3,223,278
26002	BANGLADESH SUBMARINE CABLE CO.	104,698,439.40	601,609
26001	GRAMEENPHONE LIMITED	103,574,387.60	299,053
20023	LUB-RREF (BANGLADESH) LTD.	95,229,134.20	1,991,317

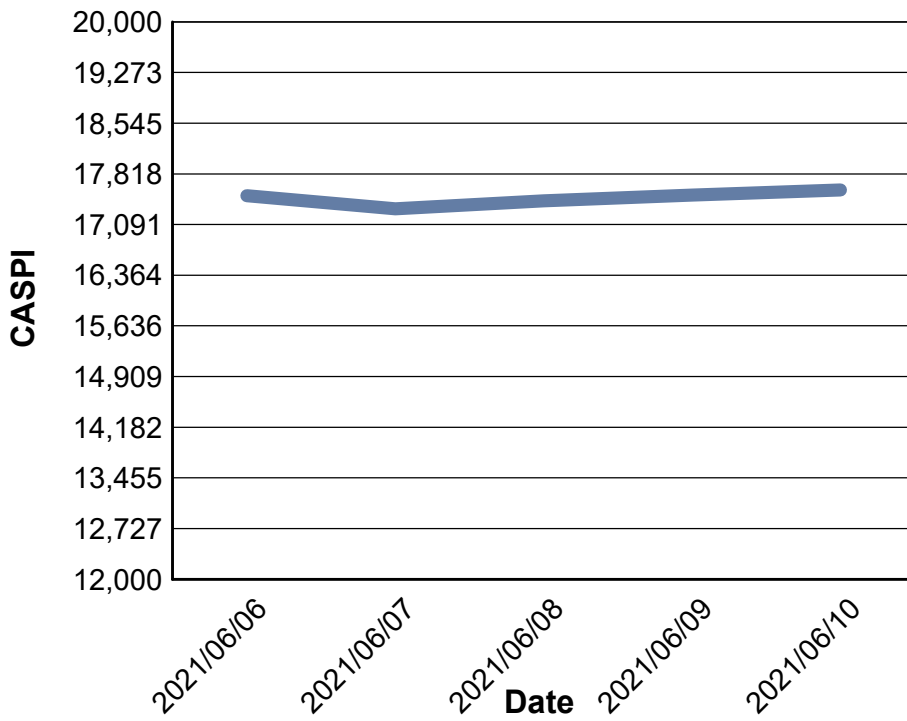
**Data for Turnover Value**



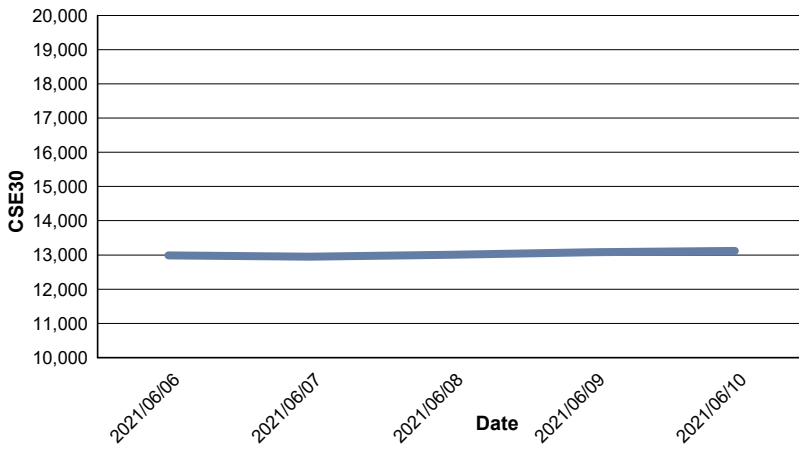
### Data for Turnover Volume



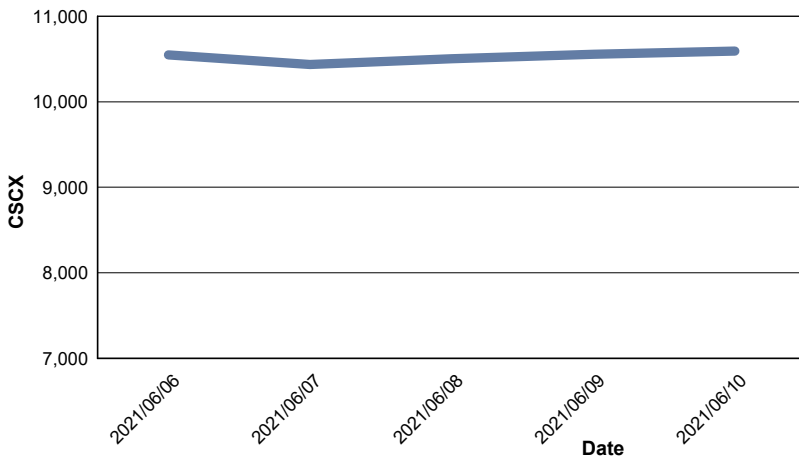
### CASPI Index



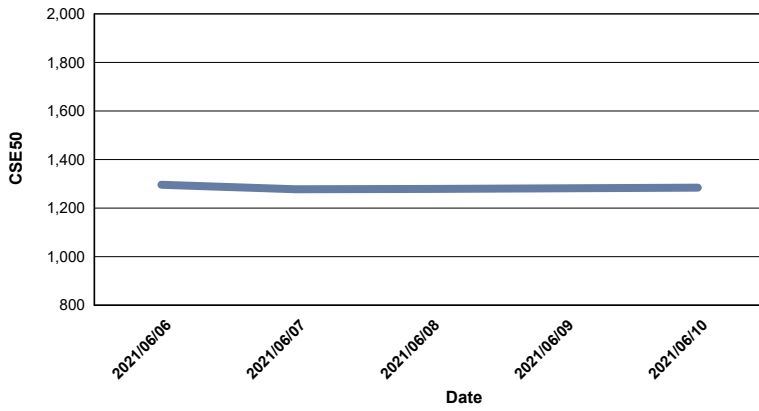
### Index CSE30



### Index CSCX



### Index CSE50



### Index CSI

