

Chittagong Stock Exchange

25-Apr-24

Weekly Market Summary

Week: 2024-04-21 to 2024-04-25 (5 days)

Total Turnover (BDT) :	815,734,387.20
Volume of Share (Nos):	23,127,271.00
Total Contact(Nos)	22,458
Total Scrip Traded	307

CATEGORY WISE TURNOVER		
Group	Turnover Value(BDT)	% of Total
A	452,479,684.70	55.47
B	252,036,819.70	30.89
N	83,245,282.90	10.20
Z	27,972,599.90	3.43

MAJOR INDICES IN THE WEEK						
Date	CASPI	CSE30	CSCX	CSE50	CSI	CSESMEX
04/18/2024	16244.5189	12453.7124	9766.8261	1,147.32	1,068.38	3,376.67
04/25/2024	15815.7523	12118.8005	9521.9241	1,122.65	1,040.27	3,376.15
change in %	-2.6395	-2.6893	-2.5075	-2.15	-2.63	-0.02

SCRIP PERFORMANCE IN THE WEEK	
Advanced	45
Declined	247
No Change	15
Total Traded Issues	307

TOP TEN GAINER COMPANIES BY CLOSING PRICE						
Scrip ID	Scrip Name	Category	Week Difference	Opening	Closing	Turnover (BDT)
13008	ORION INFUSION LIMITED	A	19.58	514.30	615.00	16,037,448.30
13011	KOHINOOR CHEMICAL CO (BD) LTD	A	19.08	515.00	613.30	521,347.50
21053	ICB AMCL CMSF GOLDEN JUBILEE ML	A	14.41	11.10	12.70	419,529.90
14029	BD THAI FOOD & BEVERAGE LIMITED	B	13.25	33.20	37.60	2,613,412.30
24009	IT CONSULTANTS PLC.	A	11.65	47.20	52.70	748,983.20
11024	SONAR BANGLA INSURANCE LTD.	A	9.94	34.20	37.60	376.00
14023	RANGPUR DAIRY & FOOD PROD. LTD	B	9.17	32.70	35.70	2,121,113.60
13025	SALVO CHEMICAL INDUSTRY LTD	B	8.81	53.30	58.00	1,220,322.60
17002	APEX FOOTWEAR LTD.	A	8.69	230.00	250.00	500.00
24013	eGENERATION LIMITED	A	7.94	34.00	36.70	996,707.00

TOP TEN LOSER COMPANIES BY CLOSING PRICE

Scrip ID	Scrip Name	Category	Week Difference	Opening	Closing	Turnover (BDT)
20014	GBB POWER LIMITED	Z	-22.76	12.30	9.50	61,242.20
16033	OLYMPIC ACCESSORIES LTD.	B	-21.08	14.70	11.60	1,550,193.00
25003	UTTARA FINANCE & INVESTME	Z	-20.16	23.80	19.00	25,142.00
13028	CENTRAL PHARMACEUTICALS LTD.	B	-17.30	26.00	21.50	6,547,567.90
22006	THE CITY BANK PLC.	A	-17.25	22.60	18.70	1,783,746.00
12015	MONNO FABRICS LIMITED	B	-17.09	23.40	19.40	2,639,216.00
13029	AFC AGRO BIOTECH LTD.	Z	-16.12	15.50	13.00	119,920.40
32020	NATIONAL FEED MILL LTD.	B	-14.66	15.00	12.80	396,015.80
11029	CONTINENTAL INSURANCE LIMITED	A	-14.60	36.30	31.00	267,900.00
25006	PEOPLE'S LEASING & FIN'L SERV.	Z	-14.28	4.20	3.60	182,054.00

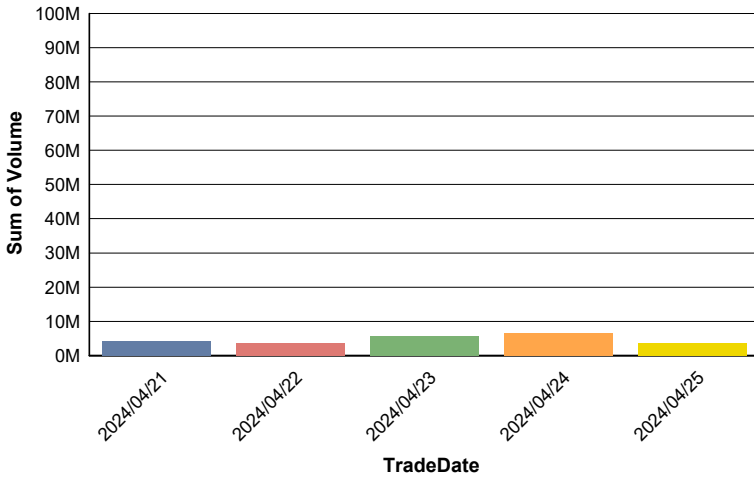
TOP TEN COMPANIES BY TURNOVER

Scrip ID	Scrip Name	Turnover (BDT)	Volume
14028	TAUFIKA FOODS & LOVELLO ICECREAM PLC.	90,455,298.30	1,403,759
13038	JMI HOSPITAL REQUISITE MFG. LTD.	69,010,253.60	1,095,856
15003	MEGHNA CEMENT MILLS LIMITED	53,834,875.00	633,347
12012	ALIF INDUSTRIES LIMITED	50,716,096.30	431,482
13039	ASIATIC LABORATORIES LIMITED	49,006,431.90	938,522
15011	PREMIER CEMENT MILLS PLC	45,096,500.00	790,600
21017	PRIME FINANCE 1ST MUTUAL FUND	37,404,169.00	930,180
18012	BEST HOLDINGS LIMITED	23,723,014.60	650,350
16035	BBS CABLES PLC.	23,363,122.80	721,376
12038	R. N. SPINNING MILLS LIMITED	23,015,180.50	1,598,365

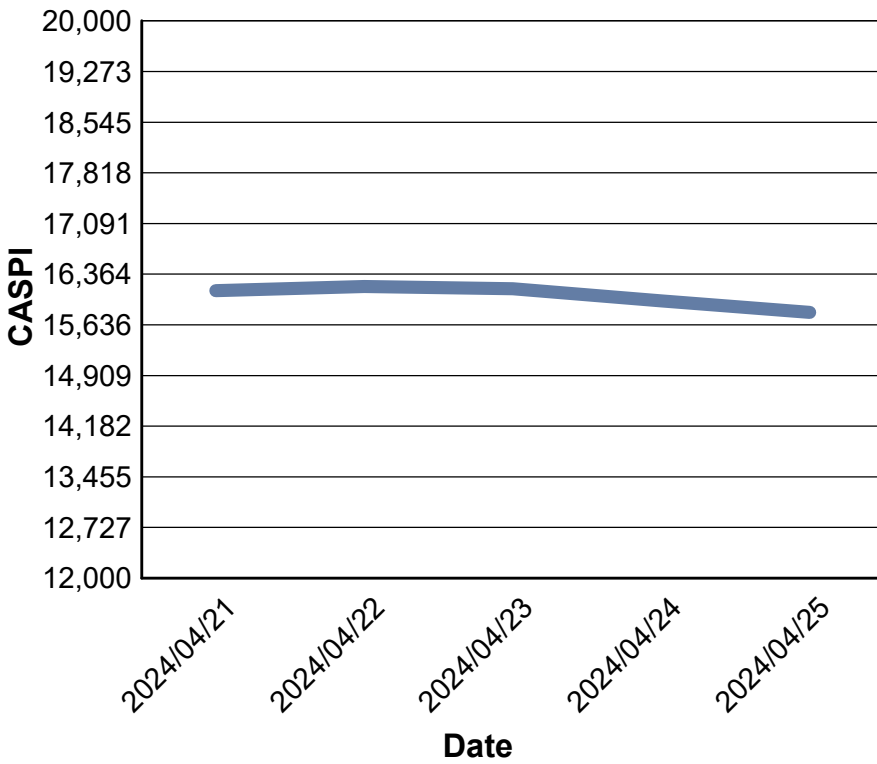
Data for Turnover Value



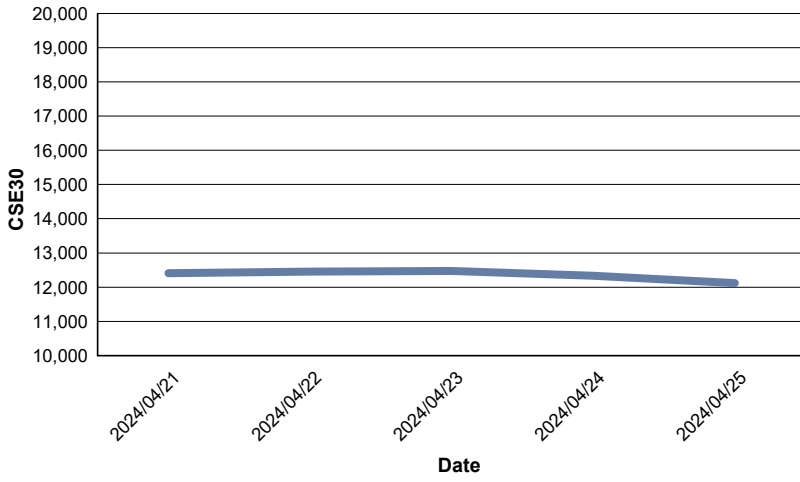
Data for Turnover Volume



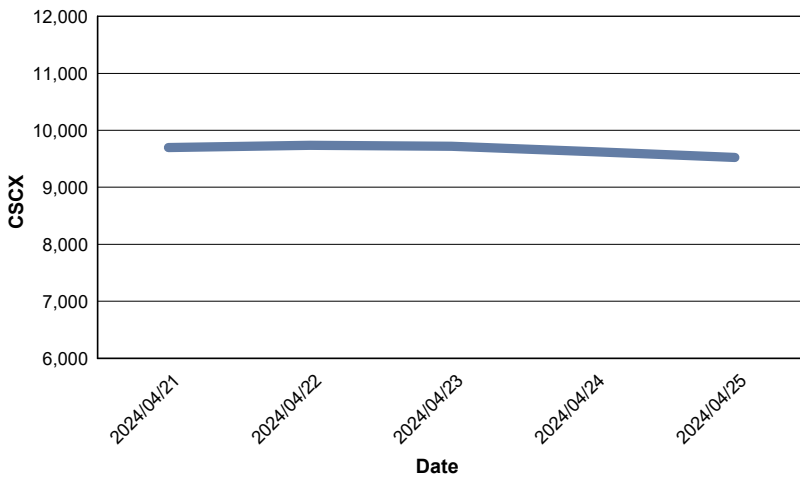
CASPI Index



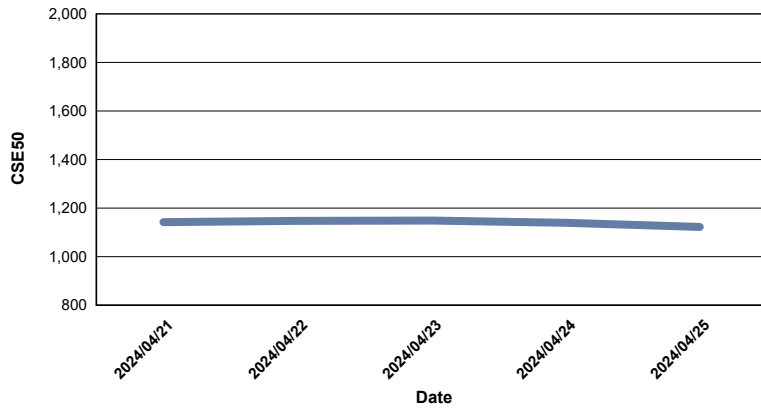
Index CSE30



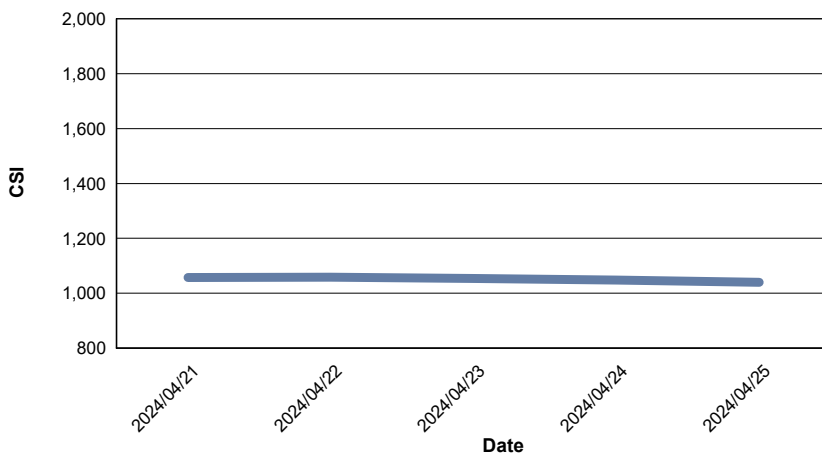
Index CSCX



Index CSE50



Index CSI



Index CSESMEX

