

# Chittagong Stock Exchange

06-Sep-18

## Weekly Market Summary

Week: 2018-09-03 to 2018-09-06 (4 days)

<b>Total Turnover (BDT) :</b>	1,248,999,203.40
<b>Volume of Share (Nos):</b>	37,961,718.00
<b>Total Contact(Nos)</b>	45,968
<b>Total Scrip Traded</b>	280

CATEGORY WISE TURNOVER		
Group	Turnover Value(BDT)	% of Total
A	1,105,323,902.60	88.48
B	56,423,703.80	4.52
N	77,415,458.00	6.20
Z	9,836,139.00	0.79

MAJOR INDICES IN THE WEEK					
Date	CASPI	CSE30	CSCX	CSE50	CSI
08/30/2018	17244.1860	15059.1140	10443.1037	1,267.50	1,136.06
09/06/2018	17202.8911	15147.5248	10426.5358	1,259.10	1,146.27
change in %	-0.2395	0.5871	-0.1586	-0.66	0.90

SCRIP PERFORMANCE IN THE WEEK	
Advanced	97
Declined	170
No Change	13
Total Traded Issues	280

TOP TEN GAINER COMPANIES BY CLOSING PRICE						
Scrip ID	Scrip Name	Category	Week		Closing	Turnover (BDT)
			Difference	Opening		
20010	KHULNA POWER COMPANY LIMITED	A	32.62	75.40	100.00	75,496,737.50
26002	BANGLADESH SUBMARINE CABLE CC	A	20.91	89.90	108.70	32,271,404.40
24005	INTECH ONLINE LIMITED	A	17.23	35.40	41.50	6,490,752.60
15001	CONFIDENCE CEMENT LIMITED	A	16.86	185.00	216.20	9,677,819.80
25019	NATIONAL HOUSING FIN.& INV.LTD	A	14.52	70.90	81.20	11,519,751.80
16036	OIMEX ELECTRODE LIMITED	A	14.31	42.60	48.70	22,279,376.90
16037	NAHEE ALUMINUM COMPOSITE PANE	A	13.83	60.70	69.10	8,306,592.50
15003	MEGHNA CEMENT MILLS LIMITED	A	12.93	92.00	103.90	171,844.00
18002	EASTERN HOUSING LIMITED	A	10.69	50.50	55.90	9,673,793.70
20004	SUMMIT POWER LIMITED	A	10.60	39.60	43.80	60,672,823.40

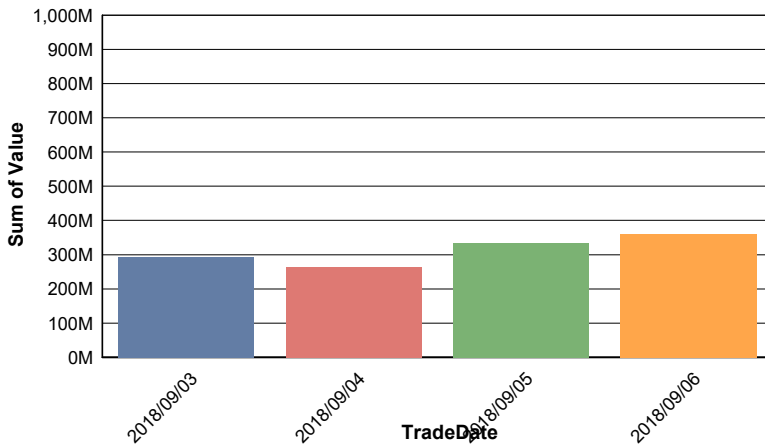
### TOP TEN LOSER COMPANIES BY CLOSING PRICE

Scrip ID	Scrip Name	Category	Week Difference	Opening	Closing	Turnover (BDT)
12024	H.R.TEXTILE MILLS LIMITED	A	-15.48	54.90	46.40	1,728,198.50
11037	PROVATI INSURANCE CO. LTD	A	-14.85	20.20	17.20	872,971.70
14023	RANGPUR DAIRY & FOOD PROD. LTD	A	-13.04	23.00	20.00	8,626,455.90
12002	PRIME TEXTILE SPINNING MILLS	A	-11.26	36.40	32.30	1,574,545.40
21044	ASIAN TIGER SANDHANI LIFE GROWT	A	-11.00	10.90	9.70	43,514.00
16017	BD WELDING ELECTRODES LIMITED	Z	-10.00	20.00	18.00	9,900.00
17007	SAMATA LEATHER COMPLEX LTD	Z	-10.00	50.00	45.00	4,500.00
11032	NORTHERN GENERAL INSURANCE CO	A	-9.50	20.00	18.10	441,089.50
16028	SHURWID INDUSTRIES LTD.	Z	-9.50	22.10	20.00	508,552.50
21023	DBH FIRST MUTUAL FUND	A	-9.30	8.60	7.80	24,000.00

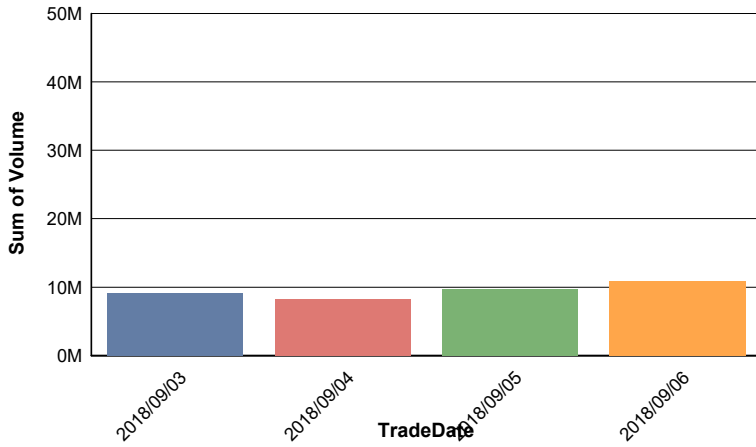
### TOP TEN COMPANIES BY TURNOVER

Scrip ID	Scrip Name	Turnover (BDT)	Volume
20010	KHULNA POWER COMPANY LIMITED	75,496,737.50	859,639
20004	SUMMIT POWER LIMITED	60,672,823.40	1,455,998
32003	BEXIMCO LIMITED	41,343,591.00	1,583,086
20018	UNITED POWER GENERATION & DISTRIBUTION	38,832,754.70	107,635
19011	BASHUNDHARA PAPER MILLS LTD.	37,986,225.80	301,783
25012	IPDC FINANCE LIMITED	37,133,115.20	833,137
16035	BBS CABLES LTD.	32,553,030.20	266,825
26002	BANGLADESH SUBMARINE CABLE CO.	32,271,404.40	300,028
18009	THE PENINSULA CHITTAGONG LTD.	31,236,401.40	904,659
20011	BARAKA POWER LIMITED	29,821,153.80	934,833

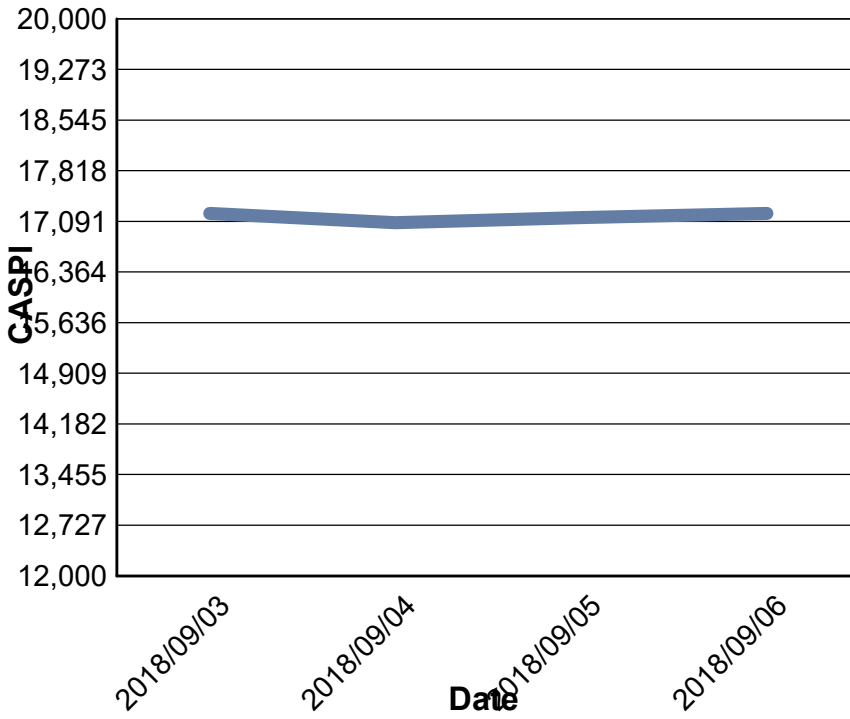
### Data for Turnover Value



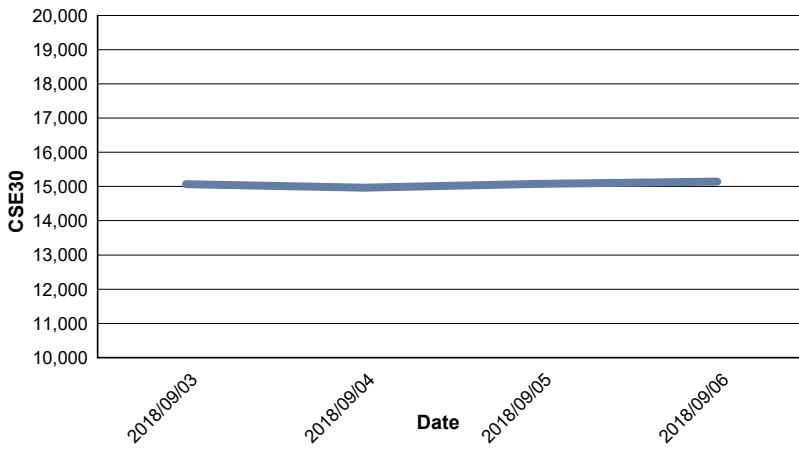
### Data for Turnover Volume



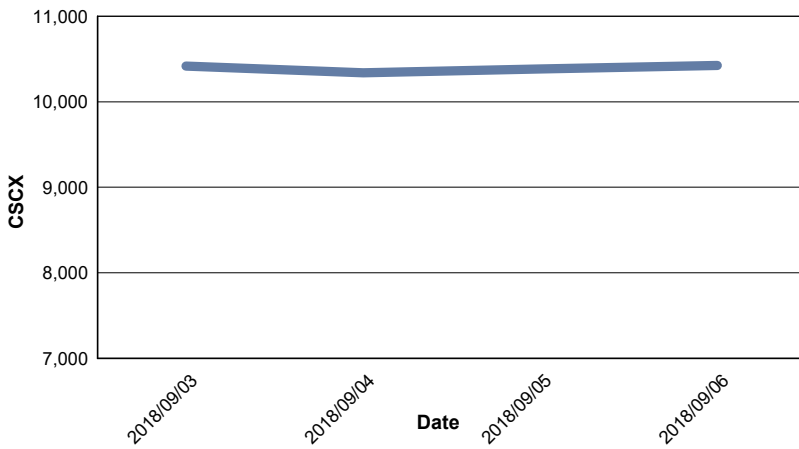
### CASPI Index



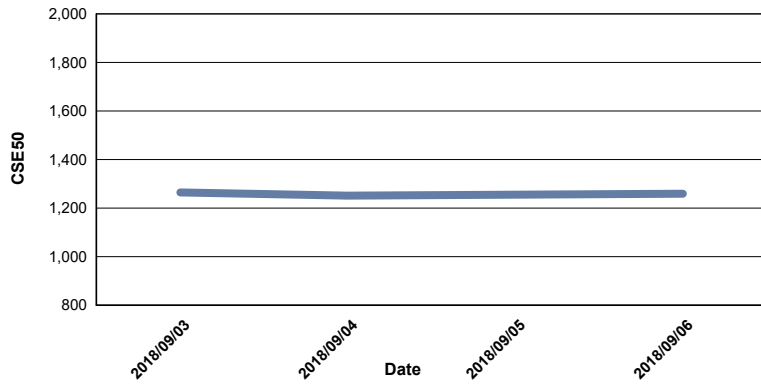
### Index CSE30



### Index CSCX



### Index CSE50



### Index CSI

