

Chittagong Stock Exchange

01-Aug-19

Weekly Market Summary

Week: 2019-07-28 to 2019-08-01 (5 days)

Total Turnover (BDT) :	957,451,517.20
Volume of Share (Nos):	36,407,695.00
Total Contact(Nos)	39,144
Total Scrip Traded	318

CATEGORY WISE TURNOVER		
Group	Turnover Value(BDT)	% of Total
A	745,853,151.80	77.89
B	110,918,684.00	11.58
N	88,945,715.50	9.29
Z	11,733,965.90	1.23

MAJOR INDICES IN THE WEEK					
Date	CASPI	CSE30	CSCX	CSE50	CSI
07/25/2019	15713.7569	13843.6680	9551.5187	1,160.72	1,018.47
08/01/2019	15798.6315	13870.3142	9604.2600	1,165.64	1,035.18
change in %	0.5401	0.1925	0.5522	0.42	1.64

SCRIP PERFORMANCE IN THE WEEK	
Advanced	156
Declined	141
No Change	21
Total Traded Issues	318

TOP TEN GAINER COMPANIES BY CLOSING PRICE						
Scrip ID	Scrip Name	Category	Week		Closing	Turnover (BDT)
			Difference	Opening		
16017	BD WELDING ELECTRODES LIMITED	Z	57.14	13.30	20.90	513,303.80
23001	MONNO CERAMIC INDUSTRIES LTD	A	51.58	142.10	215.40	28,008,790.70
32007	IMAM BUTTON INDUSTRIES LTD	Z	41.36	19.10	27.00	6,972.50
24005	INTECH ONLINE LIMITED	A	28.57	24.50	31.50	14,139,087.70
17008	LEGACY FOOTWEAR LIMITED	A	27.66	105.20	134.30	14,201,626.00
24003	INFORMATION SERVICES NETWORK I	Z	21.56	25.50	31.00	136,229.50
16014	KAY & QUE (BANGLADESH) LTD	B	20.33	166.20	200.00	204,617.60
17007	SAMATA LEATHER COMPLEX LTD	Z	20.17	57.00	68.50	17,759.80
21052	SEML FBLSL GROWTH FUND	A	19.40	33.50	40.00	4,000.00
13012	LIBRA INFUSIONS LIMITED	A	19.17	730.00	870.00	100,038.00

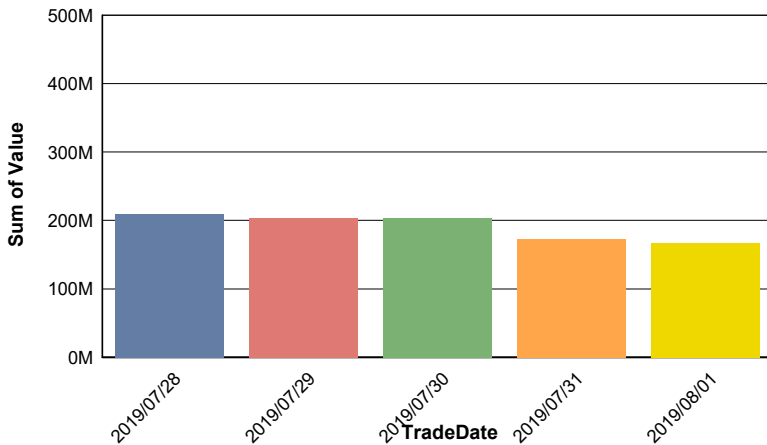
TOP TEN LOSER COMPANIES BY CLOSING PRICE

Scrip ID	Scrip Name	Category	Week Difference	Opening	Closing	Turnover (BDT)
21047	VANGUARD AML RUPALI BANK BALAN	A	-40.17	11.20	6.70	1,054,517.30
10012	SUNLIFE INSURANCE COMPANY LTD.	Z	-36.11	25.20	16.10	304,094.40
21022	PRIME BANK 1ST ICB AMCL MF	A	-32.09	8.10	5.50	112,887.00
21046	VANGUARD AML BD FINANCE MUTUA	A	-31.37	10.20	7.00	13,750.00
21049	SEML IBBL SHARIAH FUND	A	-30.90	16.50	11.40	2,051,618.00
21045	SEML LECTURE EQUITY MANAGEMEN	A	-29.36	12.60	8.90	2,904,384.50
21051	CAPM IBBL ISLAMIC MUTUAL FUND	A	-26.08	11.50	8.50	977,068.10
21048	CAPM BDBL MUTUAL FUND 01	A	-24.56	11.40	8.60	13,390.00
21044	ASIAN TIGER SANDHANI LIFE GROWT	A	-24.40	12.70	9.60	3,836,518.70
10007	PROGRESSIVE LIFE INS. CO. LTD	Z	-24.14	99.00	75.10	272,872.10

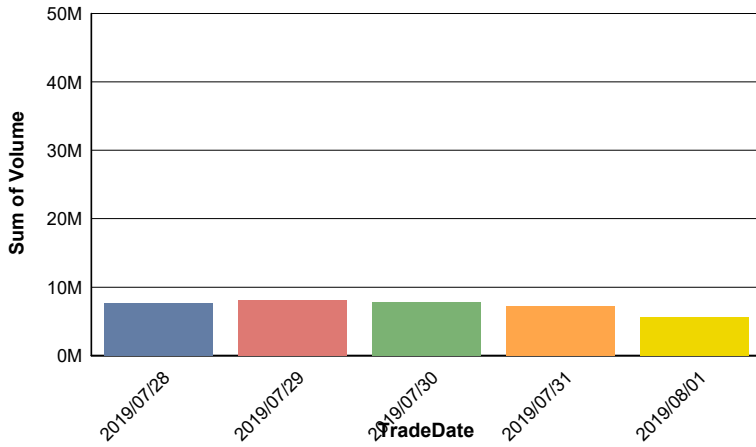
TOP TEN COMPANIES BY TURNOVER

Scrip ID	Scrip Name	Turnover (BDT)	Volume
12062	SHEPHERD INDUSTRIES LIMITED	67,236,231.90	1,734,884
20019	Doreen Power Generations and Systems Limited	57,999,581.00	754,763
18011	SEA PEARL BEACH RESORT & SPA LIMITED	36,507,638.40	1,108,757
32004	BD SHIPPING CORPORATION	32,672,624.50	573,329
24007	DAFFODIL COMPUTERS LIMITED	29,881,101.00	641,411
23001	MONNO CERAMIC INDUSTRIES LTD	28,008,790.70	154,662
32003	BEXIMCO LIMITED	20,871,585.40	1,102,379
13023	BEACON Pharmaceuticals Ltd.	19,883,461.70	853,400
32009	BRITISH AMERICAN TOBACCO BD CO	19,700,236.40	15,416
32023	SK TRIMS & INDUSTRIES LIMITED	19,450,048.40	427,950

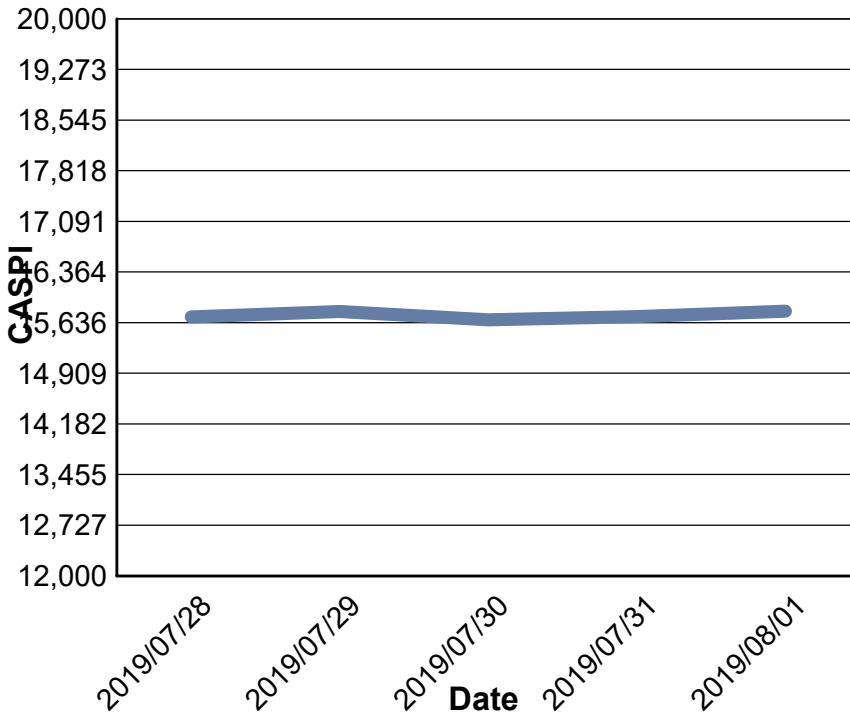
Data for Turnover Value



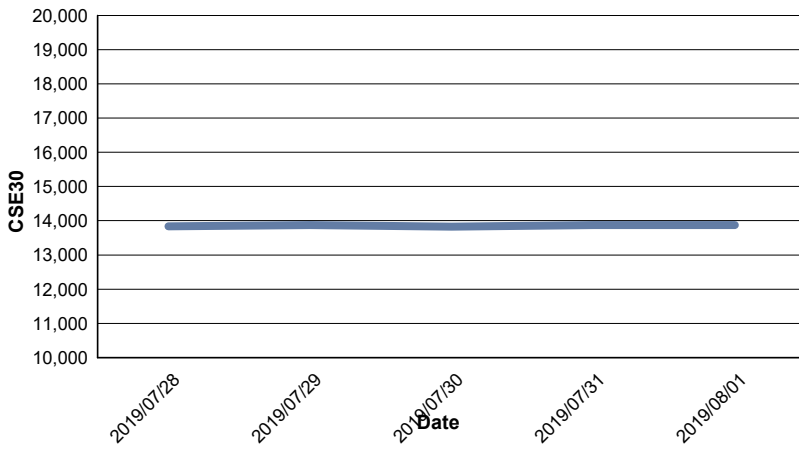
Data for Turnover Volume



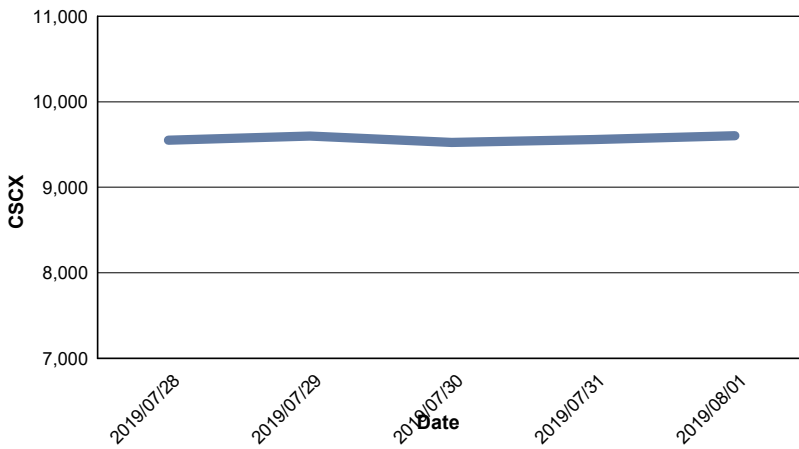
CASPI Index



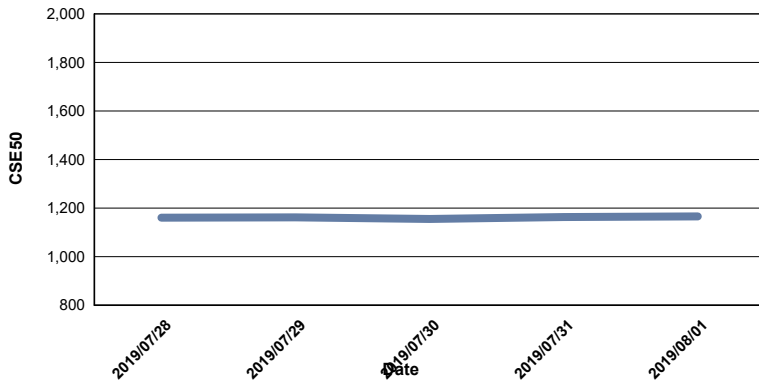
Index CSE30



Index CSCX



Index CSE50



Index CSI

