

# Chittagong Stock Exchange

04-Jun-20

## Weekly Market Summary

Week: 2020-05-31 to 2020-06-04 (5 days)

<b>Total Turnover (BDT) :</b>	1,233,041,402.40
<b>Volume of Share (Nos):</b>	12,682,935.00
<b>Total Contact(Nos)</b>	6,253
<b>Total Scrip Traded</b>	218

CATEGORY WISE TURNOVER		
Group	Turnover Value(BDT)	% of Total
A	1,190,453,483.90	96.54
B	40,290,574.80	3.27
N	729,976.00	0.06
Z	1,567,367.70	0.13

MAJOR INDICES IN THE WEEK					
Date	CASPI	CSE30	CSCX	CSE50	CSI
03/25/2020	11328.0012	9975.5091	6859.8994	815.00	729.30
06/04/2020	11237.5847	9905.7464	6808.2399	807.52	725.19
change in %	-0.7982	-0.6993	-0.7531	-0.92	-0.56

SCRIP PERFORMANCE IN THE WEEK	
Advanced	30
Declined	55
No Change	133
Total Traded Issues	218

TOP TEN GAINER COMPANIES BY CLOSING PRICE						
Scrip ID	Scrip Name	Category	Week		Closing	Turnover (BDT)
			Difference	Opening		
12008	BEXIMCO SYNTHETICS LIMITED	Z	44.11	3.40	4.90	376,355.10
21044	ASIAN TIGER SANDHANI LIFE GROWI	A	10.00	7.00	7.70	3,850.00
21043	EXIM BANK 1ST MUTUAL FUND	A	9.75	4.10	4.50	450.00
21025	PHOENIX FIN. 1ST MUTUAL FUND	A	9.72	7.20	7.90	929,594.00
12054	SHASHA DENIMS LTD.	A	6.48	21.60	23.00	230.00
21042	ICB AMCL SONALI BANK LTD 1STMF	A	6.02	8.30	8.80	14,402,830.00
10001	DELTA LIFE INSURANCE COMPANY	A	6.01	63.20	67.00	134.00
13021	ACI FORMULATIONS LIMITED	A	5.87	109.00	115.40	482,548.70
13034	INDO-BANGLA PHARMACEUTICALS L	A	5.20	19.20	20.20	2,799,148.50
21040	FIRST BD FIXED INCOME FUND	A	2.94	3.40	3.50	56,690.00

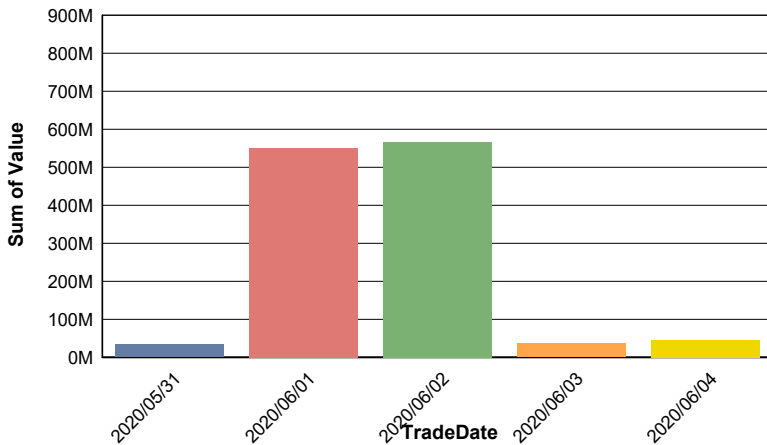
**TOP TEN LOSER COMPANIES BY CLOSING PRICE**

Scrip ID	Scrip Name	Category	Week Difference	Opening	Closing	Turnover (BDT)
22002	AB BANK LIMITED	Z	-16.25	8.00	6.70	168,036.60
22023	MERCANTILE BANK LIMITED	A	-15.20	12.50	10.60	1,562,936.80
13028	CENTRAL PHARMACEUTICALS LTD.	B	-11.42	14.00	12.40	8,877,919.30
22020	STANDARD BANK LIMITED	A	-11.36	8.80	7.80	21,450.00
22024	UTTARA BANK LIMITED	A	-11.02	26.30	23.40	13,456,319.90
15011	PREMIER CEMENT MILLS LIMITED	A	-9.04	66.30	60.30	904.50
22031	THE PREMIER BANK LIMITED	A	-8.33	10.80	9.90	1,536,668.10
13013	THE IBN SINA PHARMACEUTICALS	A	-7.53	233.60	216.00	25,940.00
22010	INTL FINANCE INV & COMM BANK	A	-6.59	9.10	8.50	1,568,590.00
16001	AZIZ PIPES LIMITED	B	-6.53	104.00	97.20	90,112.50

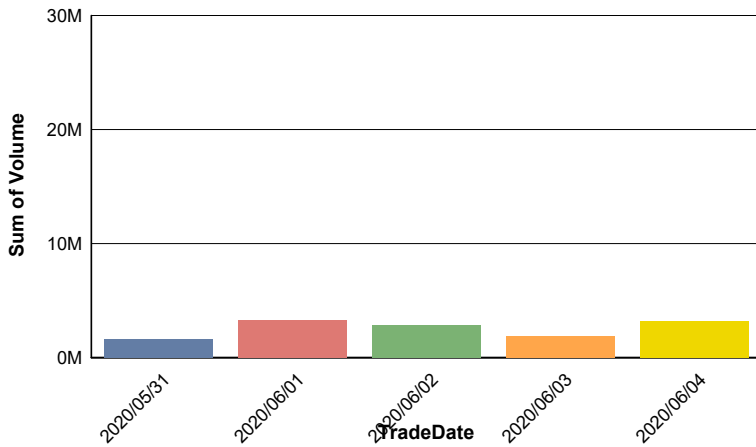
**TOP TEN COMPANIES BY TURNOVER**

Scrip ID	Scrip Name	Turnover (BDT)	Volume
20013	LINDE BANGLADESH LIMITED	984,000,000.00	800,000
24011	GENEX INFOSYS LIMITED	44,802,632.00	800,047
12066	VFS THREAD DYEING LIMITED	30,901,299.00	1,358,330
32003	BEXIMCO LIMITED	23,395,487.30	1,650,836
13002	SQUARE PHARMACEUTICALS LIMITED	17,935,989.90	100,752
21042	ICB AMCL SONALI BANK LTD 1STMF	14,402,830.00	1,518,700
22024	UTTARA BANK LIMITED	13,456,319.90	561,752
13028	CENTRAL PHARMACEUTICALS LTD.	8,877,919.30	603,897
13005	BEXIMCO PHARMACEUTICALS LTD	8,770,078.30	126,001
22016	N C C BANK LIMITED	7,694,545.40	646,229

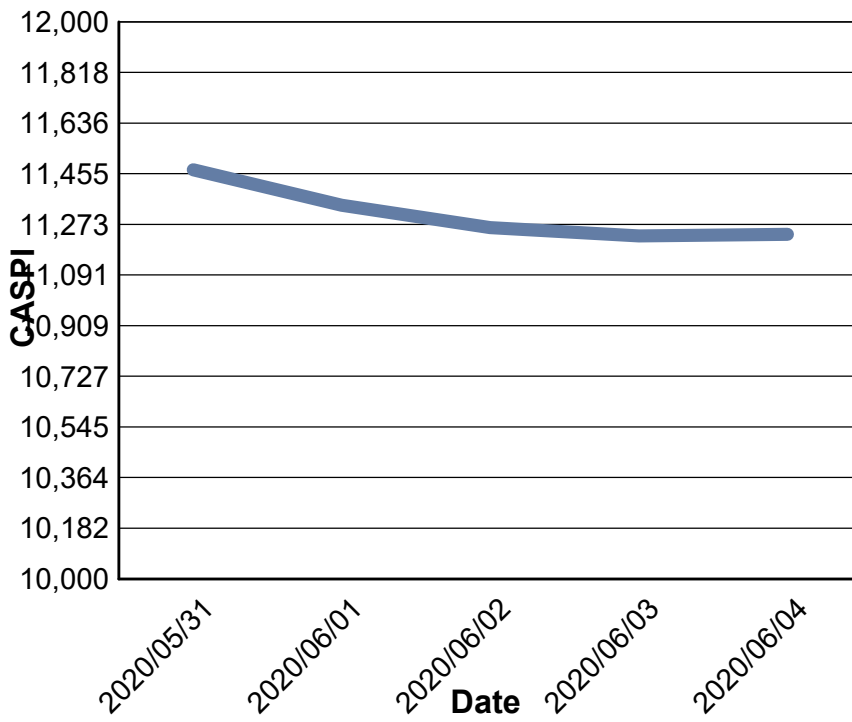
**Data for Turnover Value**



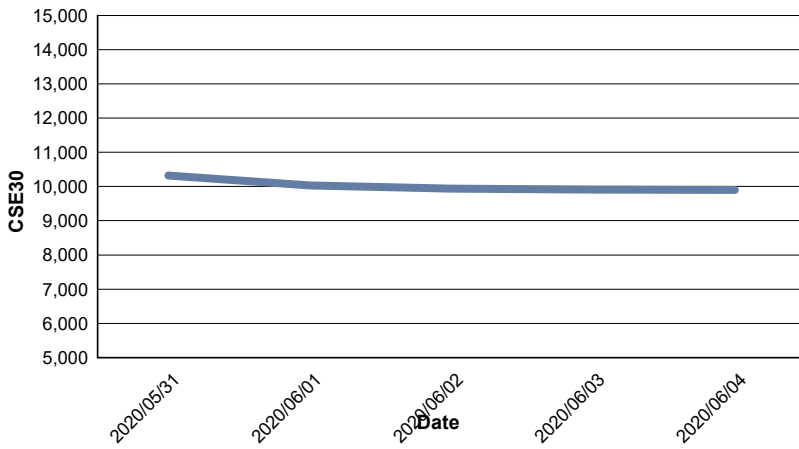
### Data for Turnover Volume



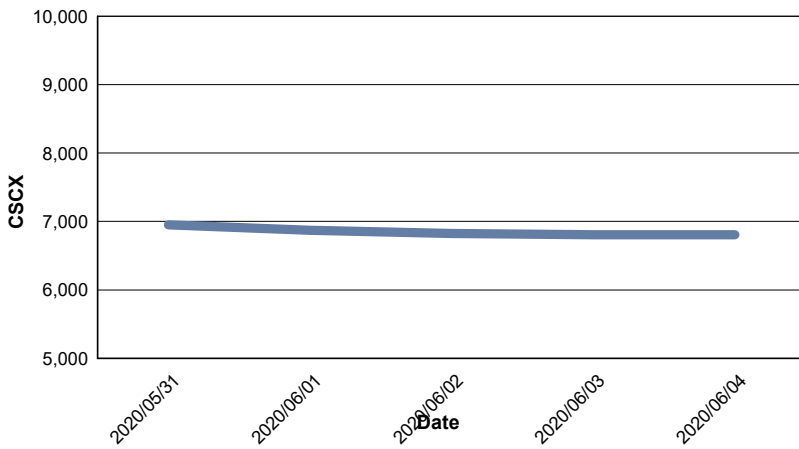
### CASPI Index



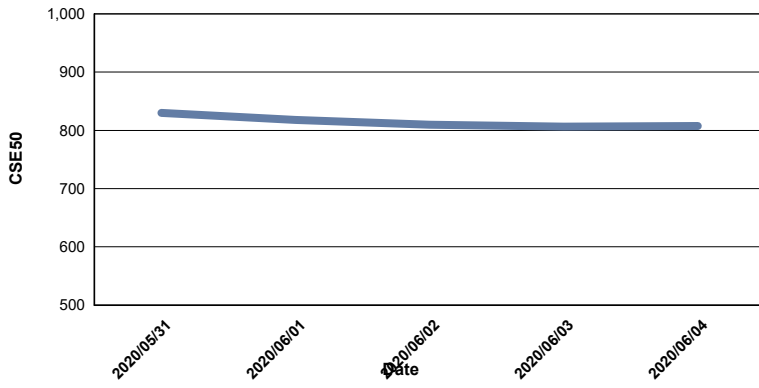
### Index CSE30



### Index CSCX



### Index CSE50



### Index CSI

