

Chittagong Stock Exchange

06-Jul-23

Weekly Market Summary

Week: 2023-07-02 to 2023-07-06 (5 days)

Total Turnover (BDT) :	849,380,405.50
Volume of Share (Nos):	33,749,792.00
Total Contact(Nos)	31,110
Total Scrip Traded	311

CATEGORY WISE TURNOVER		
Group	Turnover Value(BDT)	% of Total
A	379,868,947.70	44.72
B	388,054,353.20	45.68
N	30,950,695.60	3.64
Z	50,506,409.00	5.95

MAJOR INDICES IN THE WEEK						
Date	CASPI	CSE30	CSCX	CSE50	CSI	CSESMEX
06/26/2023	18702.2019	13398.2060	11182.9651	1,314.89	1,176.32	1,868.26
07/06/2023	18720.8099	13398.2275	11187.2734	1,315.35	1,177.52	2,007.04
change in %	0.0995	0.0002	0.0385	0.03	0.10	7.43

SCRIP PERFORMANCE IN THE WEEK	
Advanced	79
Declined	91
No Change	141
Total Traded Issues	311

TOP TEN GAINER COMPANIES BY CLOSING PRICE						
Scrip ID	Scrip Name	Category	Week		Closing	Turnover (BDT)
			Difference	Opening		
17601	MK FOOTWEAR PLC	N	60.00	11.00	17.60	133,001.60
16602	WONDERLAND TOYS LIMITED	N	52.06	46.10	70.10	7,134,600.00
14017	FU-WANG FOODS LIMITED	B	34.59	23.70	31.90	78,825,690.70
16033	OLYMPIC ACCESSORIES LTD.	B	26.92	13.00	16.50	37,785,142.40
32605	HIMADRI LIMITED	N	20.98	607.50	735.00	2,442,904.20
14027	EMERALD OIL INDUSTRIES LIMITED	Z	20.74	135.00	163.00	40,677,490.40
13604	AL-MADINA PHARMACEUTICALS LIMIT	N	20.25	39.50	47.50	1,394,618.70
13603	BD PAINTS LIMITED	N	18.34	16.90	20.00	502,030.00
32019	KHAN BROTHERS PP WOVEN BAG IN	B	15.94	23.20	26.90	15,218,571.60
22005	RUPALI BANK LIMITED	B	13.56	25.80	29.30	6,810,130.80

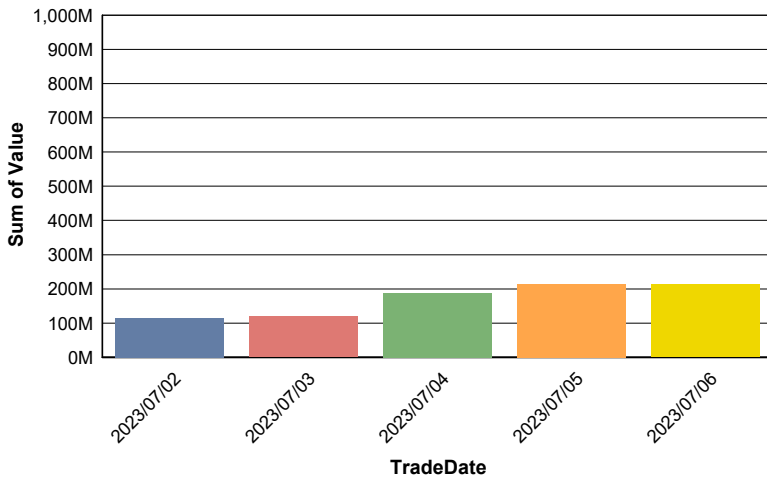
TOP TEN LOSER COMPANIES BY CLOSING PRICE

Scrip ID	Scrip Name	Category	Week Difference	Opening	Closing	Turnover (BDT)
14018	BANGAS LIMITED	B	-12.77	160.50	140.00	256,456.70
19010	KHULNA PRINTING & PACKAGING LTC	B	-12.76	14.10	12.30	2,032,312.10
16001	AZIZ PIPES LIMITED	B	-10.81	111.00	99.00	3,034,717.20
11027	PARAMOUNT INSURANCE CO. LTD	A	-10.51	48.50	43.40	29,514.40
10004	POPULAR LIFE INSURANCE CO.LTD.	A	-10.09	81.20	73.00	237,188.90
32022	Yeakin Polymer Limited	B	-9.09	27.50	25.00	1,314,124.10
11046	MEGHNA INSURANCE COMPANY LTD.	B	-8.78	50.10	45.70	3,170,101.20
10015	TRUST ISLAMI LIFE INSURANCE LTD.	N	-8.36	76.50	70.10	11,223,749.50
10006	MEGHNA LIFE INSURANCE CO.LTD.	A	-7.79	105.20	97.00	2,547,313.00
11040	EXPRESS INSURANCE LIMITED	A	-7.14	28.00	26.00	237,092.50

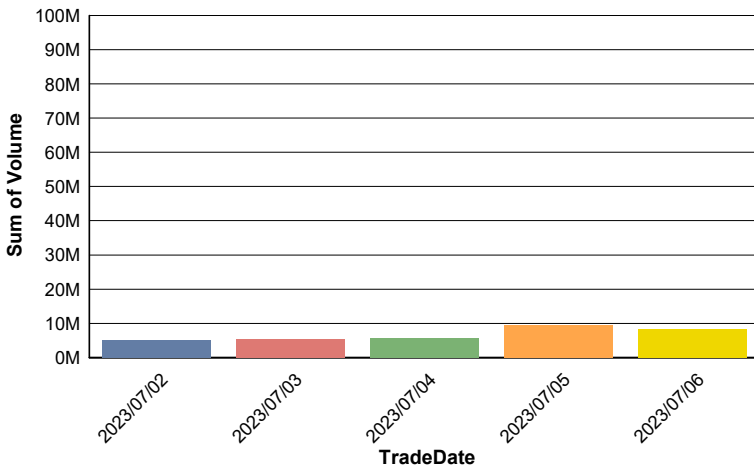
TOP TEN COMPANIES BY TURNOVER

Scrip ID	Scrip Name	Turnover (BDT)	Volume
14017	FU-WANG FOODS LIMITED	78,825,690.70	3,049,116
11032	NORTHERN ISLAMI INSURANCE LIMITED	54,435,853.50	1,136,487
14027	EMERALD OIL INDUSTRIES LIMITED	40,677,490.40	300,019
16033	OLYMPIC ACCESSORIES LTD.	37,785,142.40	2,483,302
20020	INTRACO REFUELING STATION LTD.	36,820,267.50	750,834
20023	LUB-RREF (BANGLADESH) LTD.	31,353,456.40	926,381
12042	Generation Next Fashions Ltd.	30,310,266.40	4,399,535
23004	FU-WANG CERAMIC INDUSTRY LTD	23,918,884.20	1,253,928
32009	BRITISH AMERICAN TOBACCO BD CO	19,473,275.70	37,115
13038	JMI HOSPITAL REQUISITE MFG. LTD.	17,558,659.50	214,613

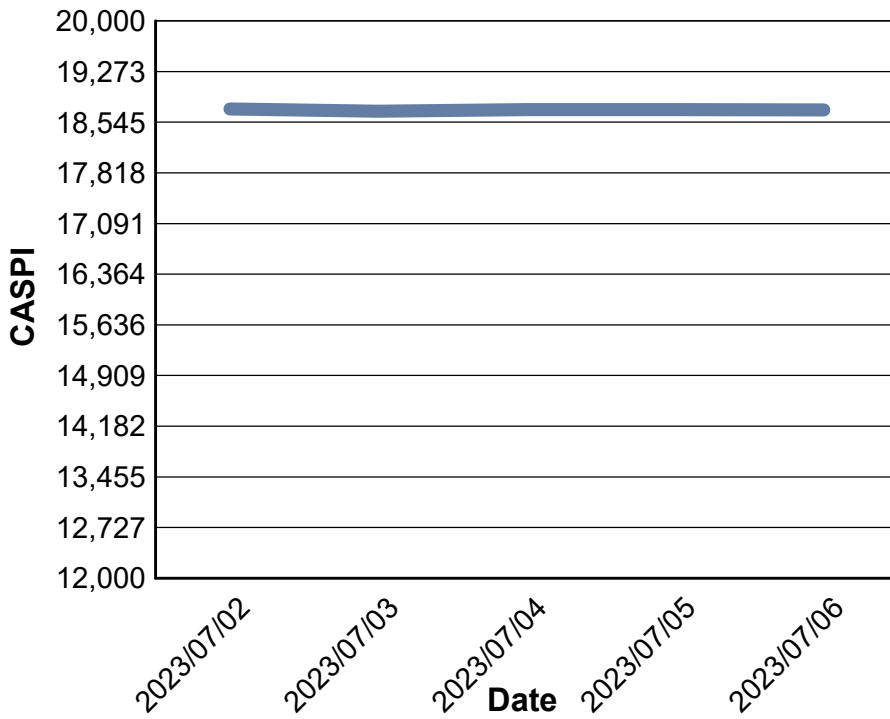
Data for Turnover Value



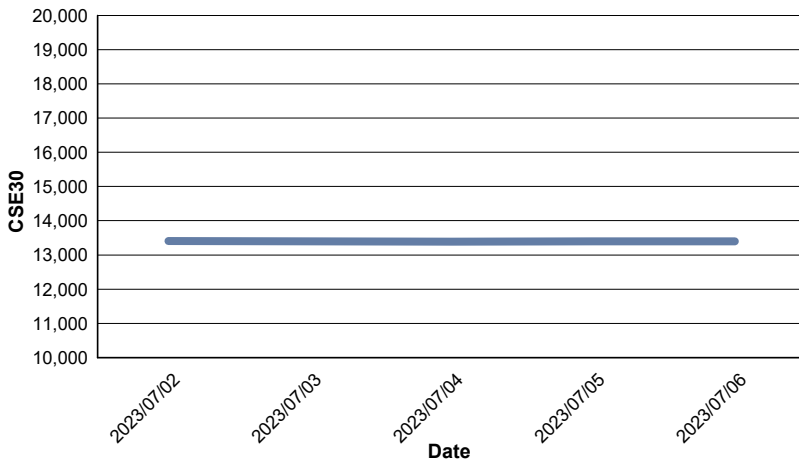
Data for Turnover Volume



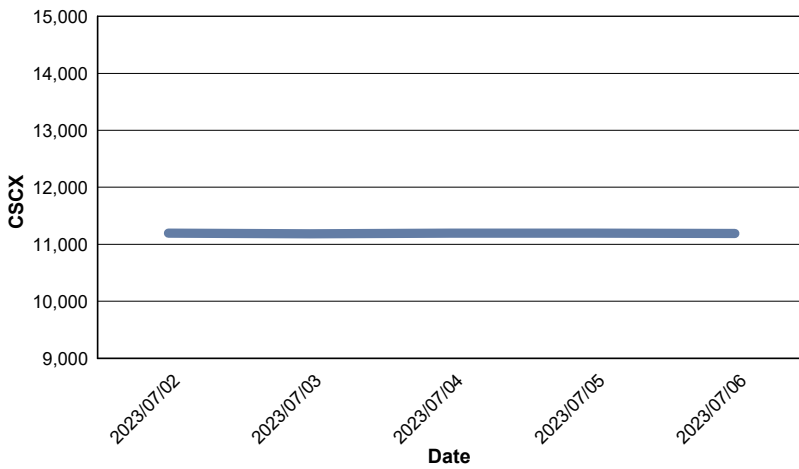
CASPI Index



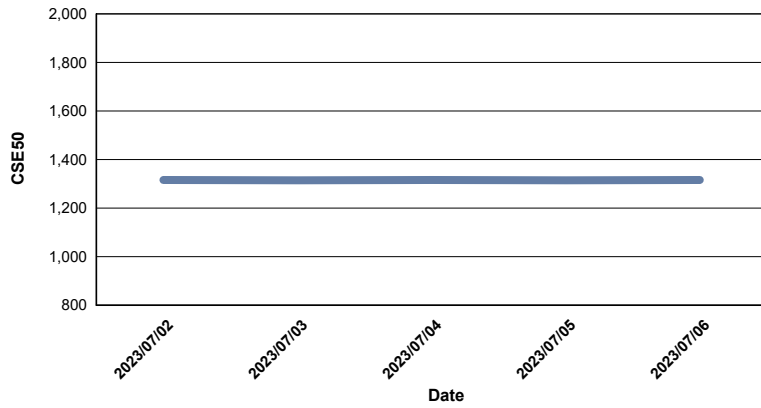
Index CSE30



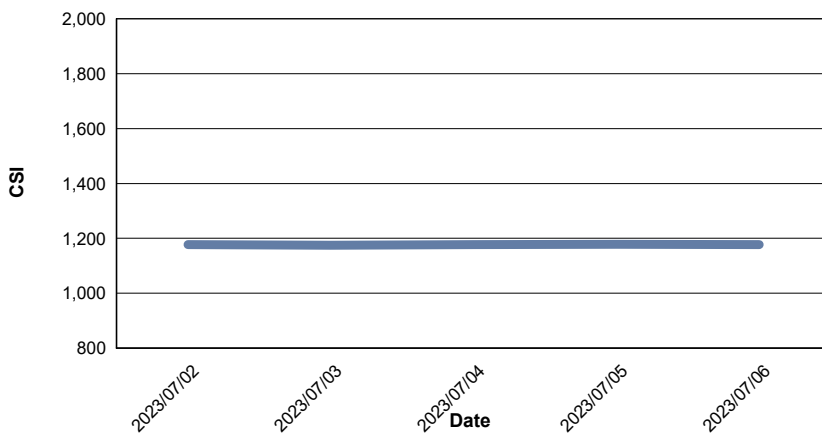
Index CSCX



Index CSE50



Index CSI



Index CSESMEX

