

# Chittagong Stock Exchange

12-Oct-23

## Weekly Market Summary

Week: 2023-10-08 to 2023-10-12 (5 days)

<b>Total Turnover (BDT) :</b>	1,106,051,919.80
<b>Volume of Share (Nos):</b>	28,958,965.00
<b>Total Contact(Nos)</b>	9,330
<b>Total Scrip Traded</b>	228

CATEGORY WISE TURNOVER		
Group	Turnover Value(BDT)	% of Total
A	941,872,645.40	85.15
B	138,447,208.90	12.51
N	25,327,701.20	2.29
Z	404,364.30	0.04

MAJOR INDICES IN THE WEEK						
Date	CASPI	CSE30	CSCX	CSE50	CSI	CSESMEX
10/05/2023	18531.9089	13355.0775	11079.1699	1,306.25	1,165.70	2,153.66
10/12/2023	18545.5176	13377.0721	11087.3994	1,308.58	1,165.75	2,160.02
change in %	0.0734	0.1647	0.0743	0.18	0.00	0.30

SCRIP PERFORMANCE IN THE WEEK	
Advanced	44
Declined	67
No Change	117
Total Traded Issues	228

TOP TEN GAINER COMPANIES BY CLOSING PRICE						
Scrip ID	Scrip Name	Category	Week Difference	Opening	Closing	Turnover (BDT)
32018	DESHBANDHU POLYMER LIMITED	B	23.64	29.60	36.60	24,840,210.20
11045	UNION INSURANCE COMPANY LTD.	B	15.33	60.00	69.20	15,104,217.20
14027	EMERALD OIL INDUSTRIES LIMITED	B	15.25	110.10	126.90	25,480,873.70
11014	EASTERN INSURANCE COMPANY LTC	A	12.47	56.90	64.00	542,280.00
13028	CENTRAL PHARMACEUTICALS LTD.	B	10.71	11.20	12.40	3,963,685.90
14017	FU-WANG FOODS LIMITED	B	9.69	29.90	32.80	25,901,291.50
11041	CRYSTAL INSURANCE COMPANY LIM	A	9.41	104.10	113.90	487,725.00
14010	NATIONAL TEA COMPANY LIMITED	B	8.74	450.40	489.80	57,226.60
18011	SEA PEARL BEACH RESORT & SPA LII	A	8.20	190.10	205.70	164,369,822.50
16036	OIMEX ELECTRODE LIMITED	B	7.80	20.50	22.10	603,269.90

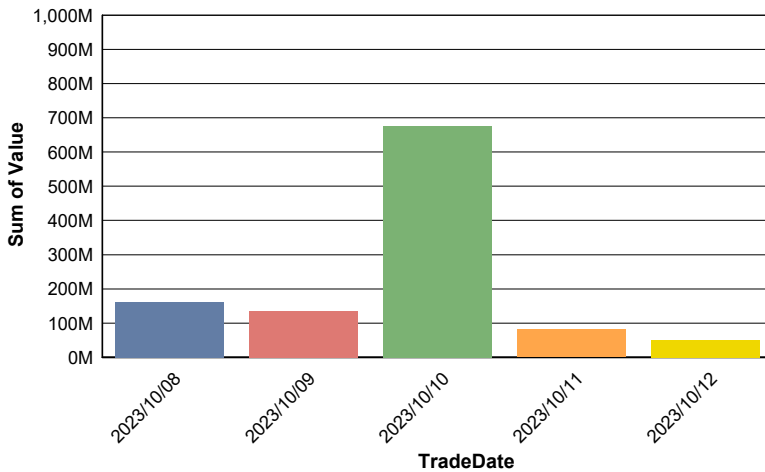
### TOP TEN LOSER COMPANIES BY CLOSING PRICE

Scrip ID	Scrip Name	Category	Week Difference	Opening	Closing	Turnover (BDT)
11040	EXPRESS INSURANCE LIMITED	B	-8.75	32.00	29.20	188,204.00
15011	PREMIER CEMENT MILLS PLC	A	-8.13	59.00	54.20	8,323.40
11004	RELIANCE INSURANCE LTD	A	-7.62	80.00	73.90	51,730.00
11027	PARAMOUNT INSURANCE CO. LTD	A	-7.35	69.30	64.20	1,337,027.00
11022	ASIA PACIFIC GEN INS CO LTD	A	-6.83	58.50	54.50	104,370.00
11036	ISLAMI INSURANCE BANGLADESH LT	A	-6.79	51.50	48.00	14,240.00
19008	MIRACLE INDUSTRIES LIMITED	B	-6.74	43.00	40.10	6,618,471.50
11039	BANGLADESH NATIONAL INSURANCE	A	-6.64	63.20	59.00	797,573.00
16001	AZIZ PIPES LIMITED	B	-6.25	99.20	93.00	10,828.50
15002	HEIDELBERG CEMENT BANGLADESH	A	-6.07	253.30	237.90	510,956.50

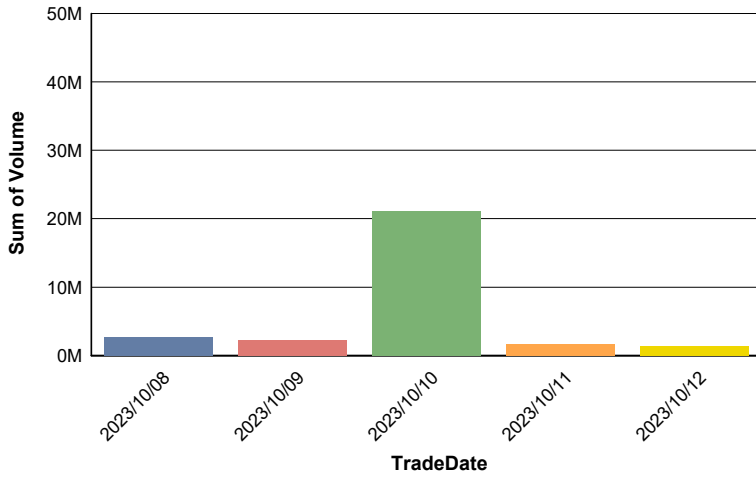
### TOP TEN COMPANIES BY TURNOVER

Scrip ID	Scrip Name	Turnover (BDT)	Volume
22008	ISLAMI BANK BANGLADESH LIMITED	612,000,516.80	20,000,016
18011	SEA PEARL BEACH RESORT & SPA LIMITED	164,369,822.50	899,523
22022	BANK ASIA LIMITED	29,304,383.80	1,432,519
14017	FU-WANG FOODS LIMITED	25,901,291.50	822,931
14027	EMERALD OIL INDUSTRIES LIMITED	25,480,873.70	236,367
20006	POWER GRID COMPANY OF BD LTD.	24,969,000.00	435,000
32018	DESHBANDHU POLYMER LIMITED	24,840,210.20	792,382
16602	WONDERLAND TOYS LIMITED	22,225,140.00	238,980
13013	THE IBN SINA PHARMACEUTICALS PLC	18,684,960.00	66,400
11033	REPUBLIC INSURANCE COMPANY LTD	15,585,897.60	286,704

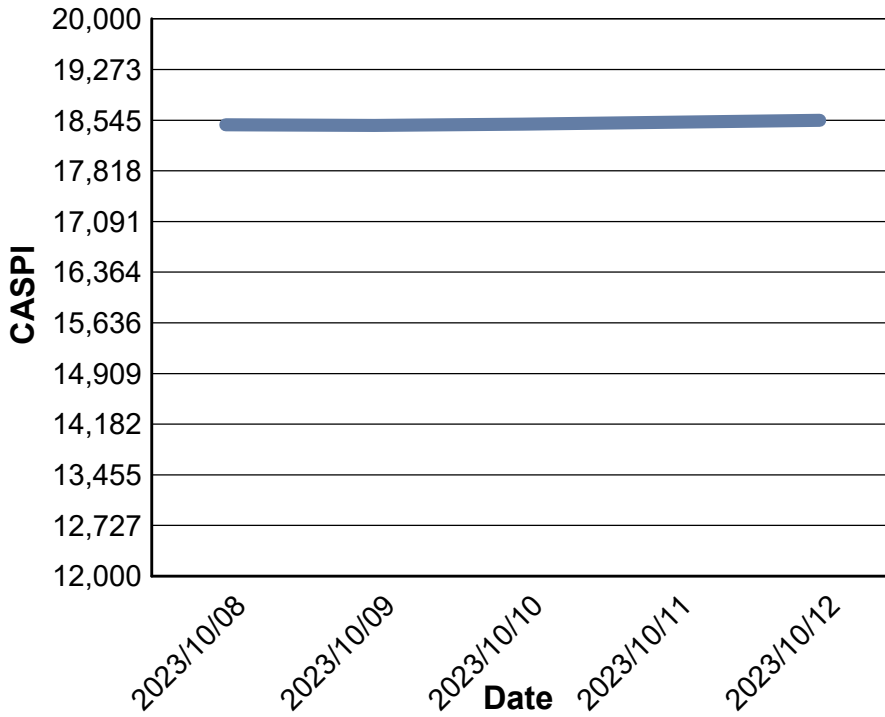
### Data for Turnover Value



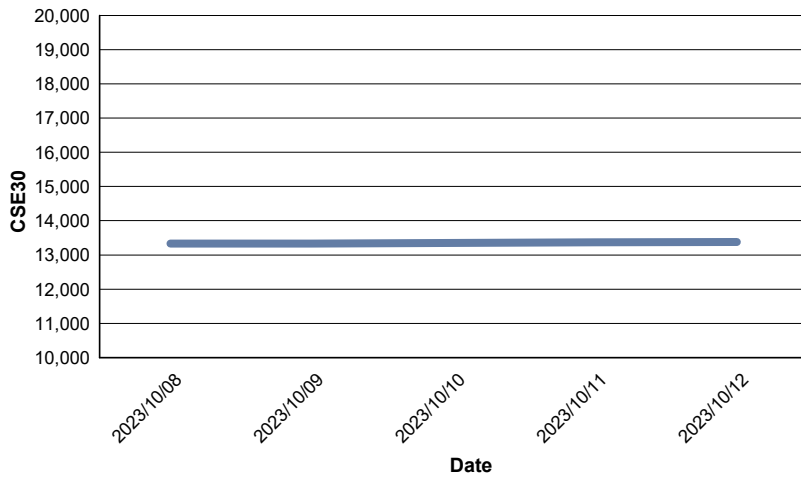
### Data for Turnover Volume



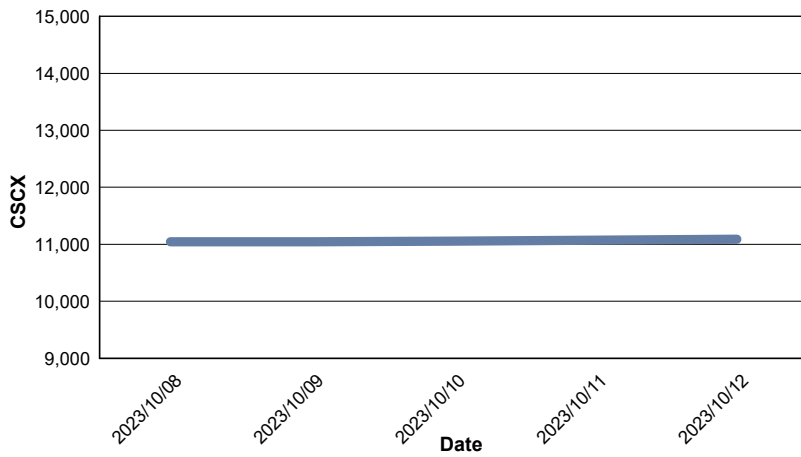
### CASPI Index



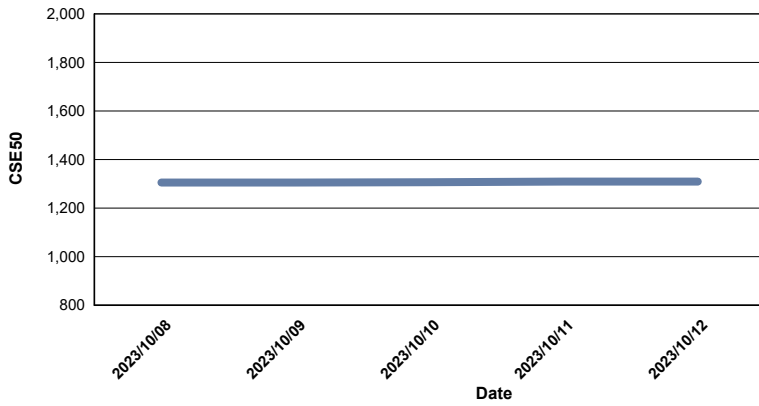
### Index CSE30



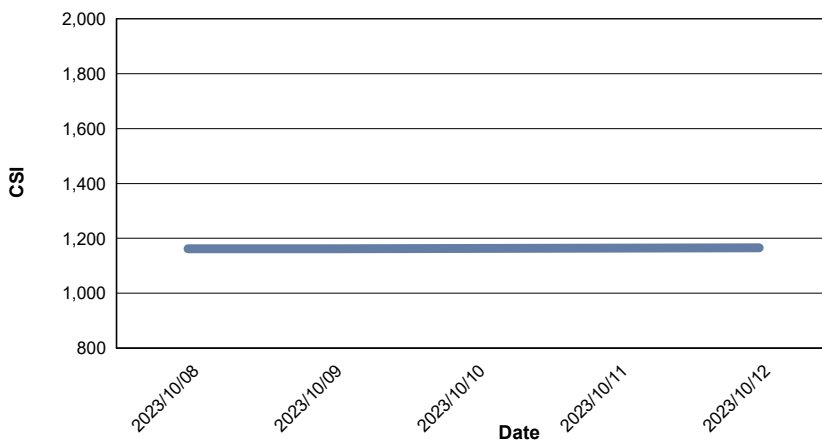
### Index CSCX



### Index CSE50



### Index CSI



### Index CSESMEX

