

Chittagong Stock Exchange

24-Nov-22

Weekly Market Summary

Week: 2022-11-20 to 2022-11-24 (5 days)

Total Turnover (BDT) :	539,553,142.60
Volume of Share (Nos):	10,821,349.00
Total Contact(Nos)	36,644
Total Scrip Traded	256

CATEGORY WISE TURNOVER		
Group	Turnover Value(BDT)	% of Total
A	393,920,482.60	73.00
B	53,805,475.20	9.97
N	91,271,154.50	16.91
Z	556,030.30	0.10

MAJOR INDICES IN THE WEEK						
Date	CASPI	CSE30	CSCX	CSE50	CSI	CSESMEX
11/17/2022	18492.9827	13244.1909	11081.6316	1,322.33	1,167.22	2,165.99
11/24/2022	18339.6775	13214.8291	10987.6757	1,316.75	1,152.54	2,138.37
change in %	-0.8290	-0.2217	-0.8479	-0.42	-1.26	-1.28

SCRIP PERFORMANCE IN THE WEEK	
Advanced	29
Declined	66
No Change	161
Total Traded Issues	256

TOP TEN GAINER COMPANIES BY CLOSING PRICE							
Scrip ID	Scrip Name	Category	Week		Closing	Turnover (BDT)	
			Difference	Opening			
10014	CHARTERED LIFE INSURANCE CO. LT	N	60.14	40.90	65.50	44,285,495.10	
10008	PRAGATI LIFE INSURANCE LTD.	A	20.04	98.30	118.00	59,597,805.20	
13032	ADVENT PHARMA LIMITED	B	15.28	22.90	26.40	6,870,712.90	
16017	BD WELDING ELECTRODES LIMITED	Z	15.10	27.80	32.00	457,714.40	
16601	NIALCO ALLOYS LIMITED	N	9.96	50.20	55.20	5,520.00	
13007	AMBEE PHARMACEUTICALS LIMITED	A	9.33	484.00	529.20	64,854.80	
11007	FEDERAL INSURANCE COMPANY LTD	A	9.01	25.50	27.80	113,025.00	
12051	TUNG HAI KNITTING & DYEING LTD.	Z	8.47	5.90	6.40	256.00	
10004	POPULAR LIFE INSURANCE CO.LTD.	A	8.18	66.00	71.40	580,835.00	
15003	MEGHNA CEMENT MILLS LIMITED	A	7.55	68.80	74.00	2,960.00	

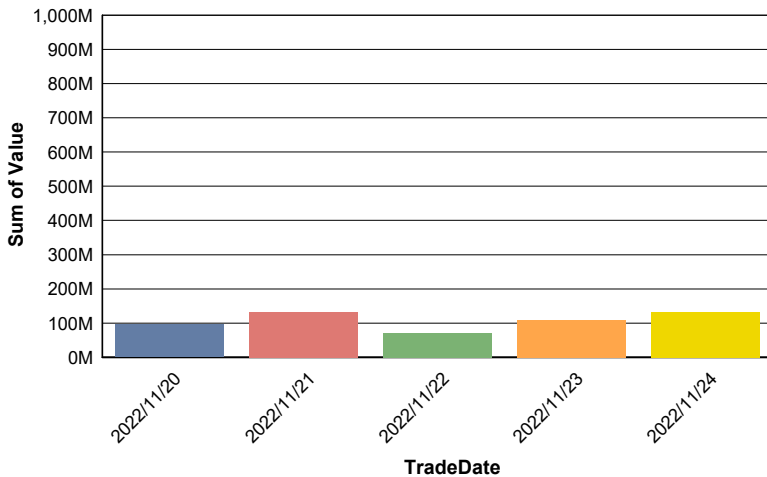
TOP TEN LOSER COMPANIES BY CLOSING PRICE

Scrip ID	Scrip Name	Category	Week Difference	Opening	Closing	Turnover (BDT)
19006	SINOBANGLA INDUSTRIES LIMITED	A	-17.59	77.30	63.70	2,383,846.80
19011	BASHUNDHARA PAPER MILLS LTD.	A	-16.05	107.10	89.90	6,354,282.60
19003	SONALI PAPER & BOARD MILLS LIMIT	A	-15.10	801.00	680.00	852,312.80
19007	BD MONOSPOOL PAPER MFG. CO. LT	A	-13.37	311.00	269.40	1,421,768.30
16034	KDS ACCESSORIES LIMITED	A	-11.81	87.20	76.90	8,104,061.00
24010	AAMRA NETWORKS LIMITED	A	-11.11	52.20	46.40	3,663,261.40
24012	ADN TELECOM LIMITED	A	-11.05	122.10	108.60	136,600.00
13037	NAVANA PHARMACEUTICALS LIMITEC	N	-10.74	101.40	90.50	18,411,682.00
24011	GENEX INFOSYS LIMITED	A	-10.35	109.10	97.80	32,222,582.70
18002	EASTERN HOUSING LIMITED	A	-10.20	94.10	84.50	6,520,016.50

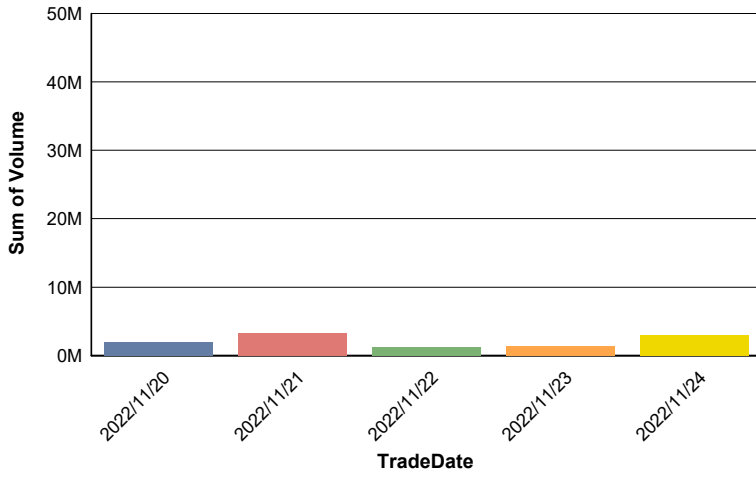
TOP TEN COMPANIES BY TURNOVER

Scrip ID	Scrip Name	Turnover (BDT)	Volume
10008	PRAGATI LIFE INSURANCE LTD.	59,597,805.20	577,161
13002	SQUARE PHARMACEUTICALS LIMITED	44,733,237.30	212,594
10014	CHARTERED LIFE INSURANCE CO. LTD.	44,285,495.10	684,281
22012	AL-ARAFAH ISLAMI BANK LTD.	43,232,505.00	1,801,354
25012	IPDC FINANCE LIMITED	35,443,020.60	579,882
24011	GENEX INFOSYS LIMITED	32,222,582.70	320,475
16035	BBS CABLES LTD.	27,455,637.90	504,121
32025	JMI HOSPITAL REQUISITE MFG. LTD.	20,888,989.90	277,029
13037	NAVANA PHARMACEUTICALS LIMITED	18,411,682.00	205,865
13027	ORION PHARMA LIMITED	17,149,490.10	196,874

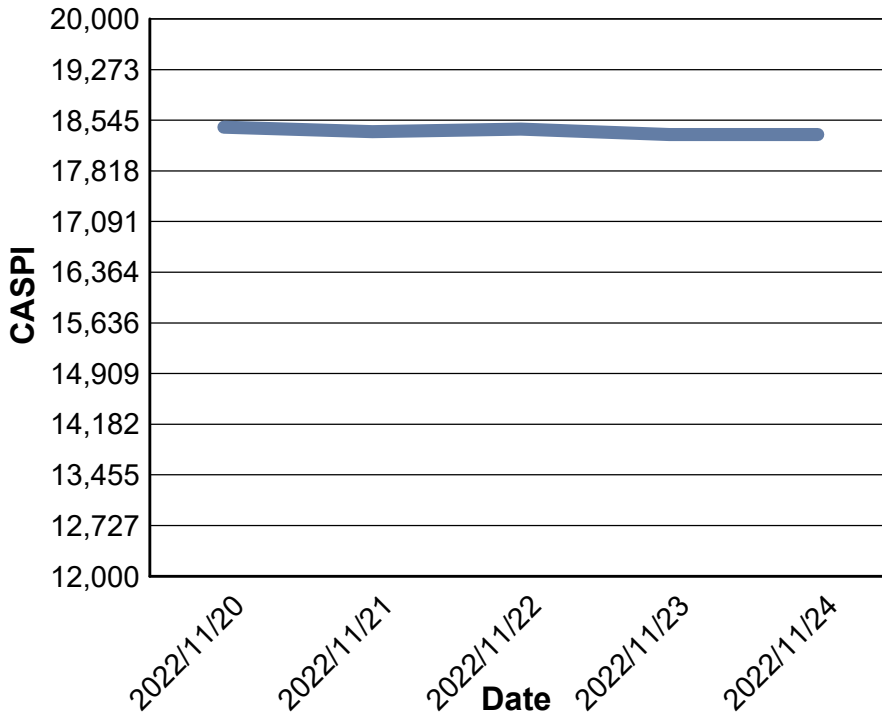
Data for Turnover Value



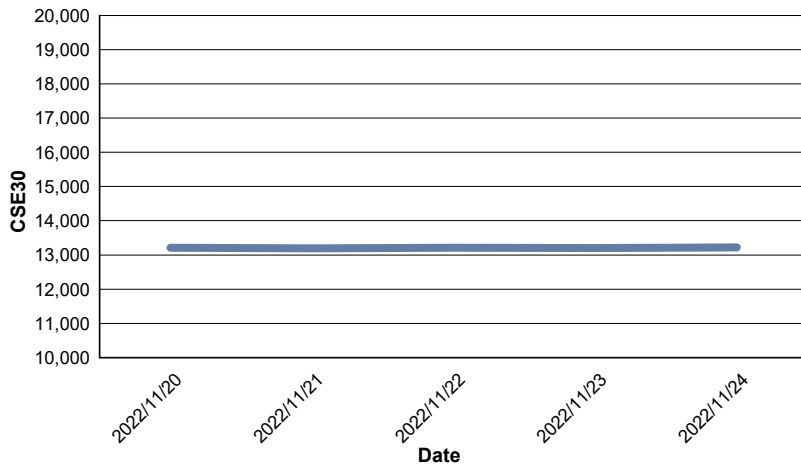
Data for Turnover Volume



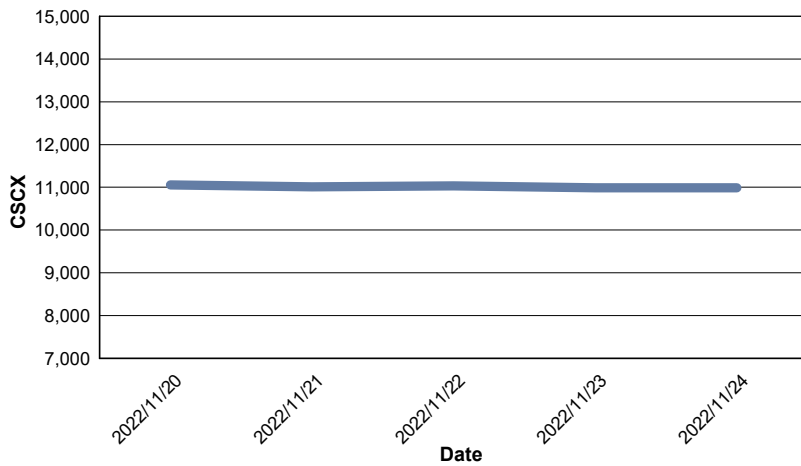
CASPI Index



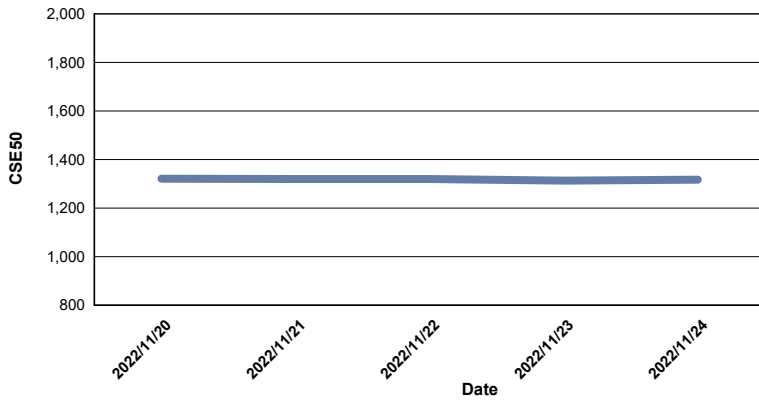
Index CSE30



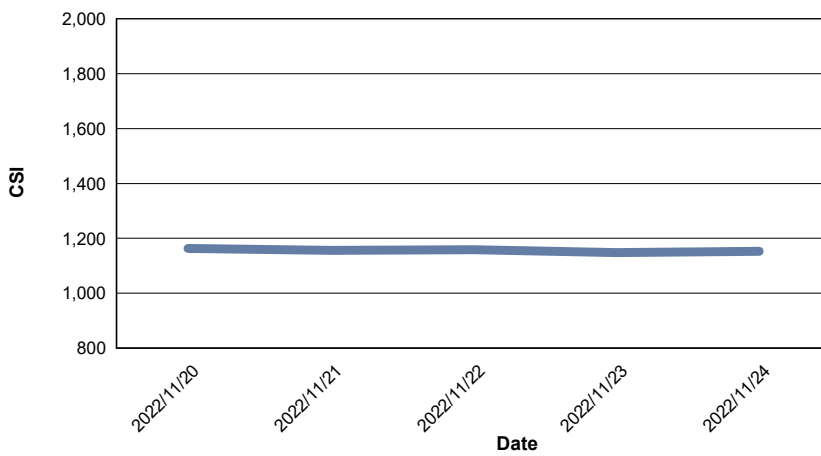
Index CSCX



Index CSE50



Index CSI



Index CSESMEX

