

Chittagong Stock Exchange

16-Nov-23

Weekly Market Summary

Week: 2023-11-12 to 2023-11-16 (5 days)

Total Turnover (BDT) :	449,055,913.80
Volume of Share (Nos):	15,621,245.00
Total Contact(Nos)	13,416
Total Scrip Traded	247

CATEGORY WISE TURNOVER		
Group	Turnover Value(BDT)	% of Total
A	198,275,397.10	44.15
B	244,596,266.80	54.46
N	2,244,376.40	0.50
Z	3,939,873.50	0.88

MAJOR INDICES IN THE WEEK						
Date	CASPI	CSE30	CSCX	CSE50	CSI	CSESMEX
11/09/2023	18593.6051	13383.5633	11121.3797	1,307.80	1,173.74	2,551.84
11/16/2023	18541.9233	13342.0659	11089.8421	1,306.20	1,173.23	2,557.67
change in %	-0.2780	-0.3101	-0.2836	-0.12	-0.04	0.23

SCRIP PERFORMANCE IN THE WEEK	
Advanced	34
Declined	90
No Change	123
Total Traded Issues	247

TOP TEN GAINER COMPANIES BY CLOSING PRICE						
Scrip ID	Scrip Name	Category	Week		Closing	Turnover (BDT)
			Difference	Opening		
12061	PACIFIC DENIMS LIMITED	B	33.68	9.50	12.70	16,690,363.50
16009	BD.THAI ALUMINIUM LIMITED	B	24.84	15.70	19.60	15,594,120.90
32019	KHAN BROTHERS PP WOVEN BAG IN	B	21.21	56.10	68.00	8,072,430.60
12060	EVINCE TEXTILES LIMITED	B	13.82	9.40	10.70	4,325,337.60
32023	SK TRIMS & INDUSTRIES LIMITED	B	13.20	26.50	30.00	1,513,190.00
15010	Crown Cement PLC	A	11.44	69.90	77.90	2,704,457.10
19010	KHULNA PRINTING & PACKAGING LTC	B	10.98	18.20	20.20	12,967,578.20
11029	CONTINENTAL INSURANCE LIMITED	A	9.74	39.00	42.80	1,285,796.00
13602	STAR ADHESIVES LIMITED	N	9.64	52.90	58.00	232.00
12055	ZAHEEN SPINNING LTD.	B	7.07	9.90	10.60	2,877,256.90

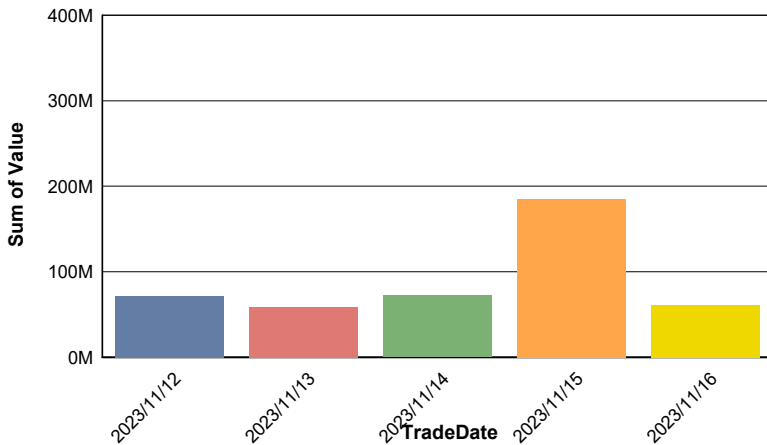
TOP TEN LOSER COMPANIES BY CLOSING PRICE

Scrip ID	Scrip Name	Category	Week Difference	Opening	Closing	Turnover (BDT)
17002	Apex Footwear Limited	A	-16.45	319.00	266.50	26,356,376.00
21054	CAPITEC GRAMEEN BANK GROWTH F	A	-13.38	14.20	12.30	1,761,205.60
32002	ARAMIT LIMITED	A	-12.66	308.00	269.00	94,824.00
32018	DESHBANDHU POLYMER LIMITED	B	-10.70	43.90	39.20	26,619,753.30
16036	OIMEX ELECTRODE LIMITED	B	-10.69	24.30	21.70	1,932,213.70
32601	ORYZA AGRO INDUSTRIES LIMITED	N	-10.00	15.00	13.50	13.50
32006	GQ BALL PEN INDUSTRIES LIMITED	B	-9.94	132.70	119.50	2,509.50
10008	PRAGATI LIFE INSURANCE LTD.	A	-9.73	105.80	95.50	78,672.50
24007	DAFFODIL COMPUTERS LIMITED	B	-9.59	86.50	78.20	79,500.00
19008	MIRACLE INDUSTRIES LIMITED	B	-8.73	45.80	41.80	2,281,372.40

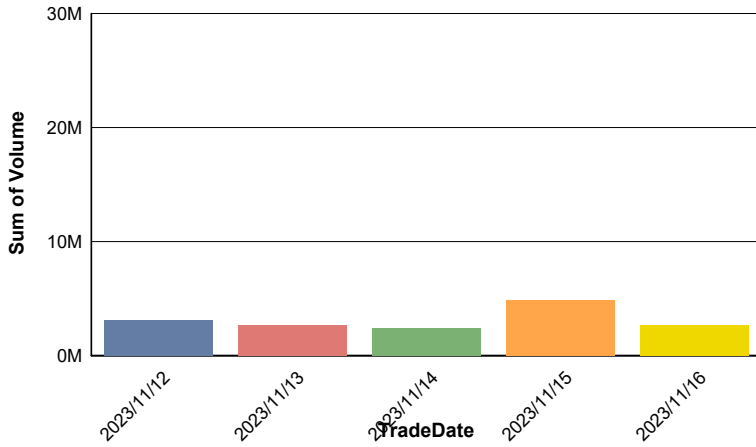
TOP TEN COMPANIES BY TURNOVER

Scrip ID	Scrip Name	Turnover (BDT)	Volume
20006	POWER GRID COMPANY OF BD LTD.	44,741,295.30	941,239
14027	EMERALD OIL INDUSTRIES LIMITED	36,702,951.20	319,020
32018	DESHBANDHU POLYMER LIMITED	26,619,753.30	681,599
17002	Apex Footwear Limited	26,356,376.00	95,829
13028	CENTRAL PHARMACEUTICALS LTD.	20,426,700.00	1,432,076
12012	ALIF INDUSTRIES LIMITED	17,377,613.00	210,133
12061	PACIFIC DENIMS LIMITED	16,690,363.50	1,479,888
16009	BD.THAI ALUMINIUM LIMITED	15,594,120.90	851,178
16030	WESTERN MARINE SHIPYARD LTD.	14,959,765.90	1,234,418
13036	ACME PESTICIDES LIMITED	14,347,967.80	378,634

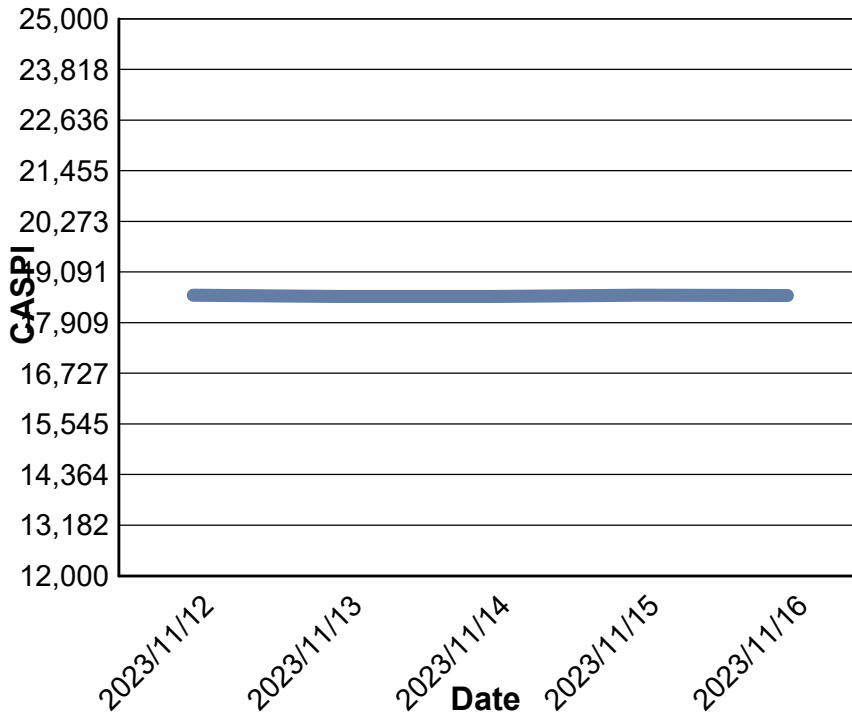
Data for Turnover Value



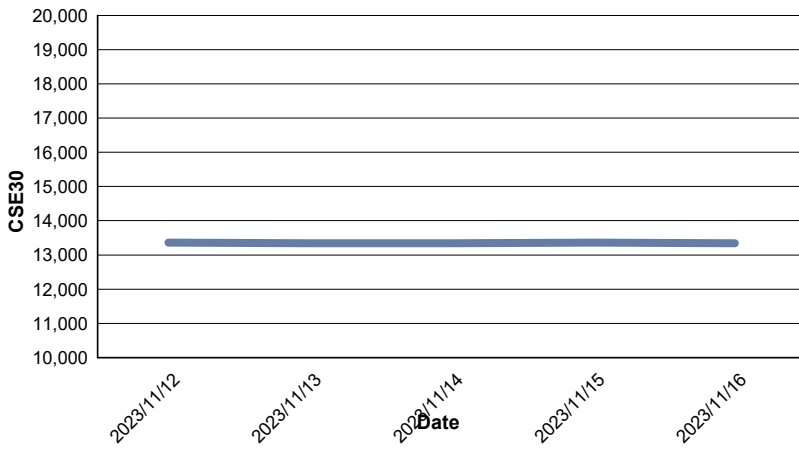
Data for Turnover Volume



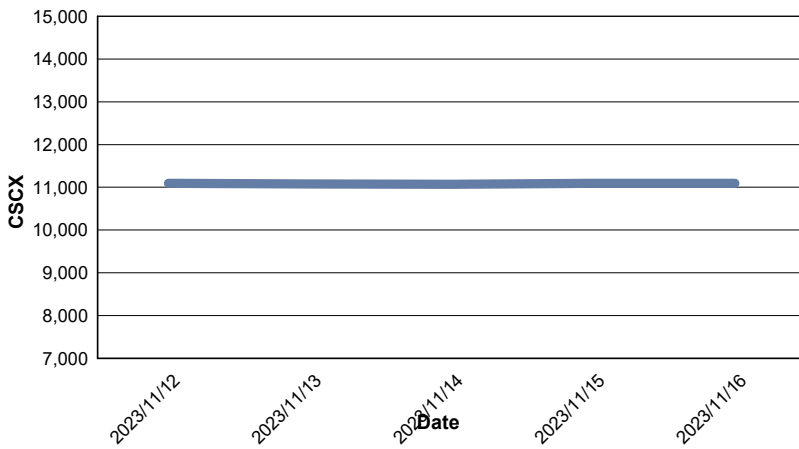
CASPI Index



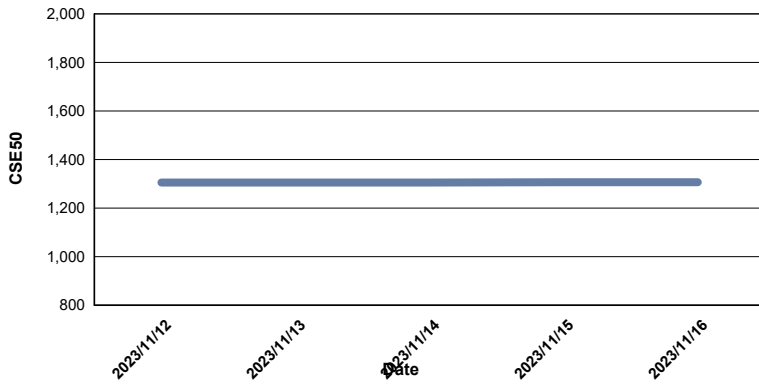
Index CSE30



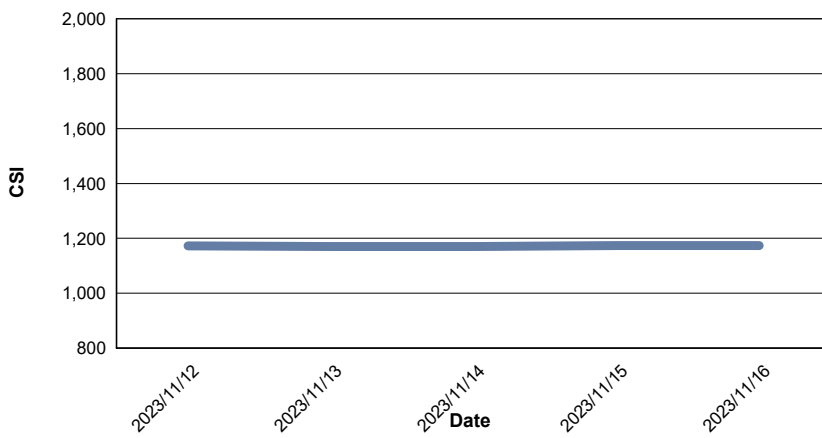
Index CSCX



Index CSE50



Index CSI



Index CSESSEX

