

Chittagong Stock Exchange

22-Apr-21

Weekly Market Summary

Week: 2021-04-18 to 2021-04-22 (5 days)

Total Turnover (BDT) :	1,984,682,494.30
Volume of Share (Nos):	51,226,981.00
Total Contact(Nos)	47,957
Total Scrip Traded	305

CATEGORY WISE TURNOVER		
Group	Turnover Value(BDT)	% of Total
A	1,283,094,422.20	64.64
B	332,883,335.20	16.77
N	361,195,727.90	18.19
Z	7,509,009.00	0.38

MAJOR INDICES IN THE WEEK					
Date	CASPI	CSE30	CSCX	CSE50	CSI
04/15/2021	15379.2133	11824.7548	9277.8155	1,168.82	976.13
04/22/2021	15723.6033	12060.1949	9485.5256	1,196.93	992.07
change in %	2.2393	1.9911	2.2388	2.41	1.63

SCRIP PERFORMANCE IN THE WEEK	
Advanced	171
Declined	88
No Change	46
Total Traded Issues	305

TOP TEN GAINER COMPANIES BY CLOSING PRICE							
Scrip ID	Scrip Name	Category	Week Difference	Opening	Closing	Turnover	
						(BDT)	
15002	HEIDELBERG CEMENT BANGLADESH	A	29.17	174.80	225.80	1,795,784.30	
23005	SHINEPUKUR CERAMICS LIMITED	B	26.54	21.10	26.70	30,284,797.80	
11038	DHAKA INSURANCE LIMITED	A	25.91	49.00	61.70	3,572,424.60	
11014	EASTERN INSURANCE COMPANY LTC	A	25.76	92.00	115.70	129,851,227.50	
21048	CAPM BDBL MUTUAL FUND 01	A	23.37	7.70	9.50	62,543.40	
11042	DESH GENERAL INSURANCE COMPAI	N	22.38	33.50	41.00	48,074,453.70	
32006	GQ BALL PEN INDUSTRIES LIMITED	A	20.51	113.10	136.30	317,302.20	
25005	MIDAS FINANCING LIMITED	B	19.88	17.10	20.50	679,287.80	
21047	VANGUARD AML RUPALI BANK BALAN	A	19.69	6.60	7.90	1,455.10	
14023	RANGPUR DAIRY & FOOD PROD. LTD	B	19.11	22.50	26.80	78,621,728.50	

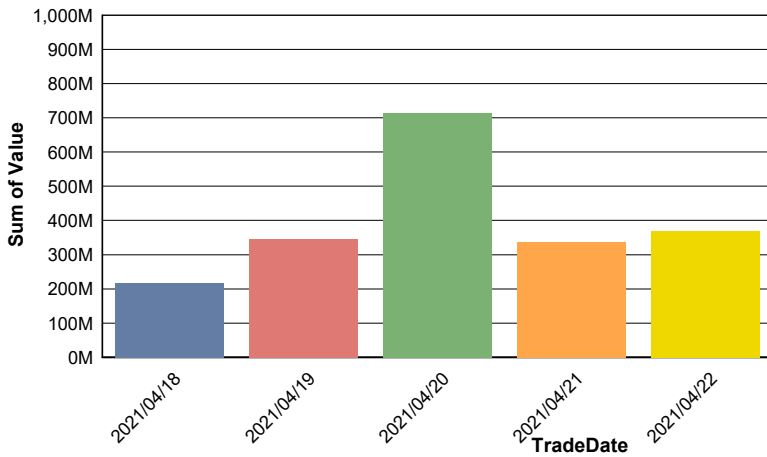
TOP TEN LOSER COMPANIES BY CLOSING PRICE

Scrip ID	Scrip Name	Category	Week Difference	Opening	Closing	Turnover (BDT)
12066	VFS THREAD DYEING LIMITED	A	-21.97	22.30	17.40	70,017.60
16028	SHURWID INDUSTRIES LTD.	A	-19.09	22.00	17.80	10,680.00
12041	SAIHAM COTTON MILLS LTD.	A	-18.90	16.40	13.30	13,300.00
16037	NAHEE ALUMINUM COMPOSITE PANE	A	-16.27	46.70	39.10	202,377.20
22028	JAMUNA BANK LIMITED	A	-11.57	19.00	16.80	2,224,728.80
32002	ARAMIT LIMITED	A	-9.34	248.20	225.00	107,417.10
20010	KHULNA POWER COMPANY LIMITED	A	-9.16	38.20	34.70	880,225.40
12071	RING SHINE TEXTILES LTD.	A	-9.09	5.50	5.00	167,566.40
19010	KHULNA PRINTING & PACKAGING LTC	B	-7.18	16.70	15.50	1,729.00
25003	UTTARA FINANCE & INVESTME	A	-6.84	40.90	38.10	29,912.50

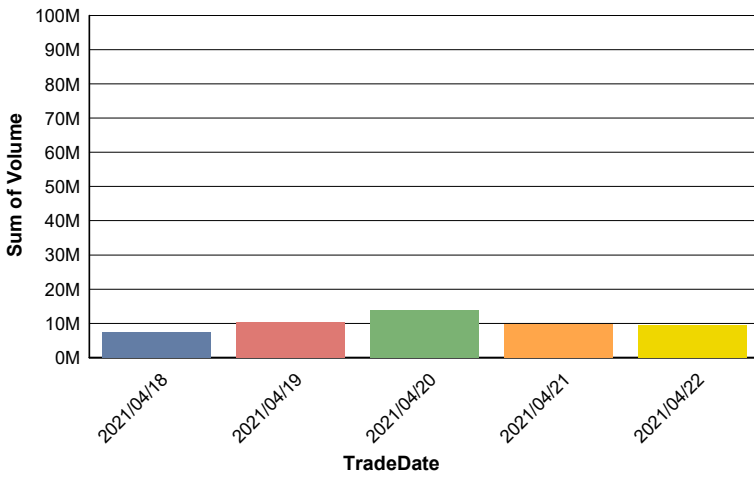
TOP TEN COMPANIES BY TURNOVER

Scrip ID	Scrip Name	Turnover (BDT)	Volume
26003	ROBI AXIATA LIMITED	167,526,538.70	3,671,880
20018	UNITED POWER GENERATION & DISTRIBUTION	142,964,918.70	514,696
26001	GRAMEENPHONE LIMITED	142,299,716.90	413,878
11014	EASTERN INSURANCE COMPANY LTD	129,851,227.50	1,217,276
32003	BEXIMCO LIMITED	127,469,811.80	1,531,160
25010	LANKABANGLA FINANCE LIMITED	91,824,337.40	2,870,681
11006	CENTRAL INSURANCE COMPANY LTD	89,061,062.30	1,449,107
14023	RANGPUR DAIRY & FOOD PROD. LTD	78,621,728.50	3,234,418
32009	BRITISH AMERICAN TOBACCO BD CO	65,207,872.30	123,982
13032	ADVENT PHARMA LIMITED	60,358,415.90	2,883,666

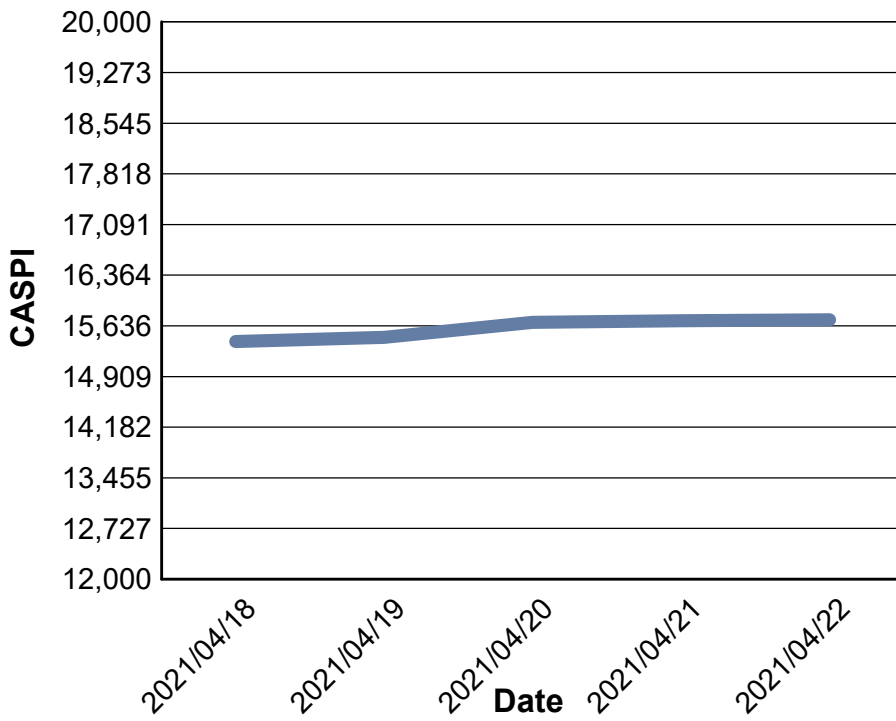
Data for Turnover Value



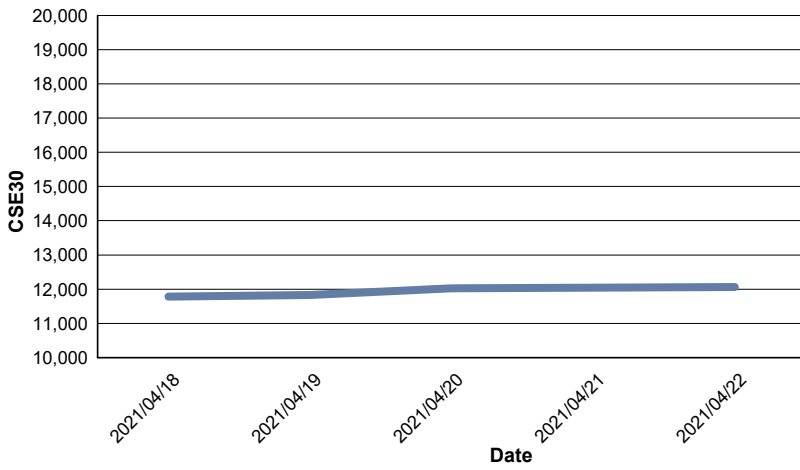
Data for Turnover Volume



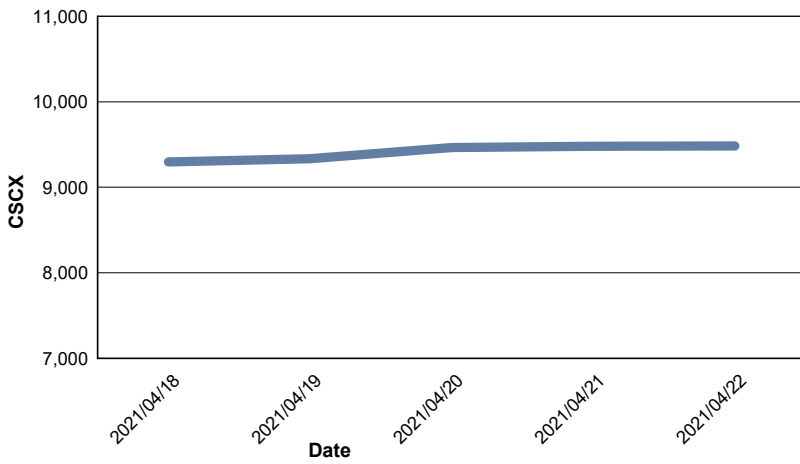
CASPI Index



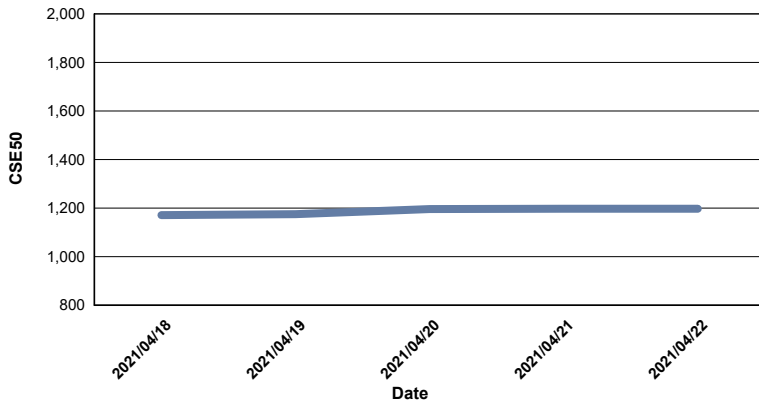
Index CSE30



Index CSCX



Index CSE50



Index CSI

