

# Chittagong Stock Exchange

14-Jan-21

## Weekly Market Summary

Week: 2021-01-10 to 2021-01-14 (5 days)

<b>Total Turnover (BDT) :</b>	4,412,850,896.20
<b>Volume of Share (Nos):</b>	149,815,687.00
<b>Total Contact(Nos)</b>	119,127
<b>Total Scrip Traded</b>	325

CATEGORY WISE TURNOVER		
Group	Turnover Value(BDT)	% of Total
A	2,222,907,347.50	50.34
B	739,548,278.70	16.75
N	1,392,254,340.00	31.53
Z	58,140,930.00	1.32

MAJOR INDICES IN THE WEEK					
Date	CASPI	CSE30	CSCX	CSE50	CSI
01/07/2021	16348.9770	12771.6215	9859.7792	1,217.83	1,044.41
01/14/2021	17225.1685	13600.4271	10391.1033	1,308.99	1,095.00
change in %	5.3593	6.4894	5.3888	7.49	4.84

SCRIP PERFORMANCE IN THE WEEK	
Advanced	127
Declined	146
No Change	51
Total Traded Issues	325

TOP TEN GAINER COMPANIES BY CLOSING PRICE						
Scrip ID	Scrip Name	Category	Week		Closing	Turnover (BDT)
			Difference	Opening		
26003	ROBI AXIATA LIMITED	N	44.95	47.60	69.00	1,224,114,324.00
32003	BEXIMCO LIMITED	B	33.48	65.10	86.90	245,783,962.80
12017	ALLTEX INDUSTRIES LIMITED	Z	29.78	9.40	12.20	897,829.10
15009	LAFARGE HOLCIM BANGLADESH LIM	A	26.70	54.30	68.80	203,849,829.00
16022	BSRM STEELS LIMITED	A	23.59	44.50	55.00	10,007,860.30
16032	BANGLADESH STEEL RE-ROLLING MI	A	23.08	62.80	77.30	25,493,989.10
25002	IDLC FINANCE LIMITED	A	21.38	72.00	87.40	10,480,060.40
20004	SUMMIT POWER LIMITED	A	19.80	41.40	49.60	35,008,963.50
20006	POWER GRID COMPANY OF BD LTD.	A	16.20	50.60	58.80	26,474,802.70
32009	BRITISH AMERICAN TOBACCO BD CO	A	15.84	1,201.30	1,391.70	38,273,161.40

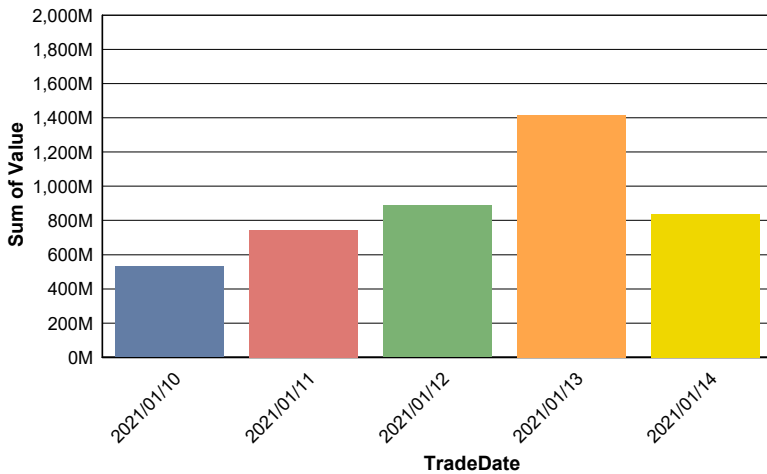
**TOP TEN LOSER COMPANIES BY CLOSING PRICE**

Scrip ID	Scrip Name	Category	Week Difference	Opening	Closing	Turnover (BDT)
32005	NATIONAL POLYMER IND LTD	A	-19.91	71.80	57.50	2,205,815.00
11005	JANATA INSURANCE COMPANY LTD	A	-15.93	38.90	32.70	499,904.80
11041	CRYSTAL INSURANCE COMPANY LIM	N	-15.54	53.40	45.10	76,559,080.90
11036	ISLAMI INSURANCE BANGLADESH LT	A	-15.25	47.20	40.00	2,123,232.60
11034	MERCANTILE INSURANCE CO.LTD.	B	-14.18	43.00	36.90	8,099,455.90
11022	ASIA PACIFIC GEN INS CO LTD	A	-14.05	67.60	58.10	204,812.20
24012	ADN TELECOM LIMITED	N	-13.07	60.40	52.50	24,289,574.10
11038	DHAKA INSURANCE LIMITED	A	-12.26	53.00	46.50	504,273.00
11002	PEOPLES INSURANCE COMPANY LTD	B	-12.05	47.30	41.60	1,836,150.50
23004	FU-WANG CERAMIC INDUSTRY LTD	B	-11.97	14.20	12.50	9,320,790.80

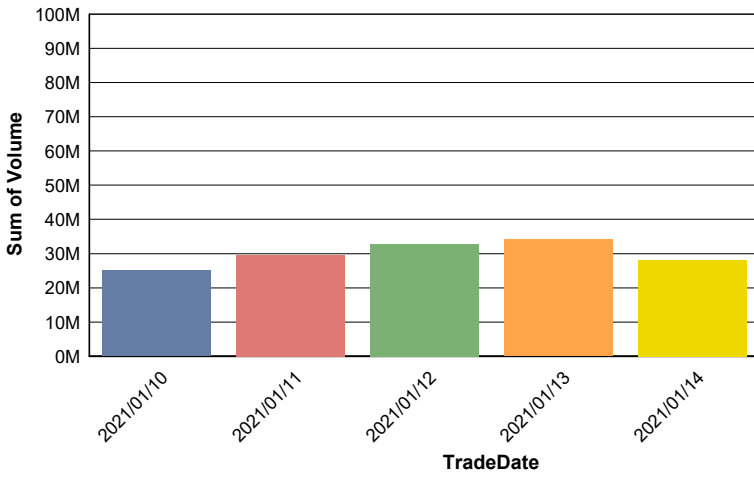
**TOP TEN COMPANIES BY TURNOVER**

Scrip ID	Scrip Name	Turnover (BDT)	Volume
26003	ROBI AXIATA LIMITED	1,224,114,324.00	18,976,024
32003	BEXIMCO LIMITED	245,783,962.80	3,272,344
15009	LAFARGE HOLCIM BANGLADESH LIMITED	203,849,829.00	3,227,379
13005	BEXIMCO PHARMACEUTICALS LTD	183,535,878.60	918,127
13023	BEACON Pharmaceuticals Ltd.	151,017,453.00	2,009,927
25010	LANKABANGLA FINANCE LIMITED	143,189,959.60	3,462,535
16035	BBS CABLES LTD.	118,041,531.20	2,090,134
22010	INTL FINANCE INV & COMM BANK	91,773,713.20	5,654,315
22003	NATIONAL BANK LIMITED	79,770,611.50	9,054,970
11041	CRYSTAL INSURANCE COMPANY LIMITED	76,559,080.90	1,528,688

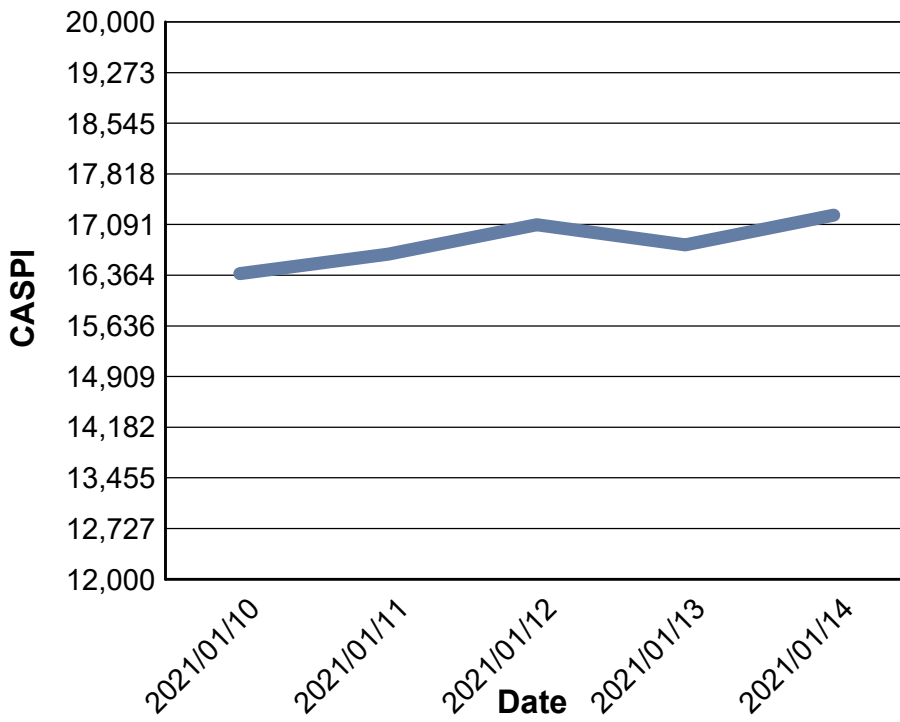
**Data for Turnover Value**



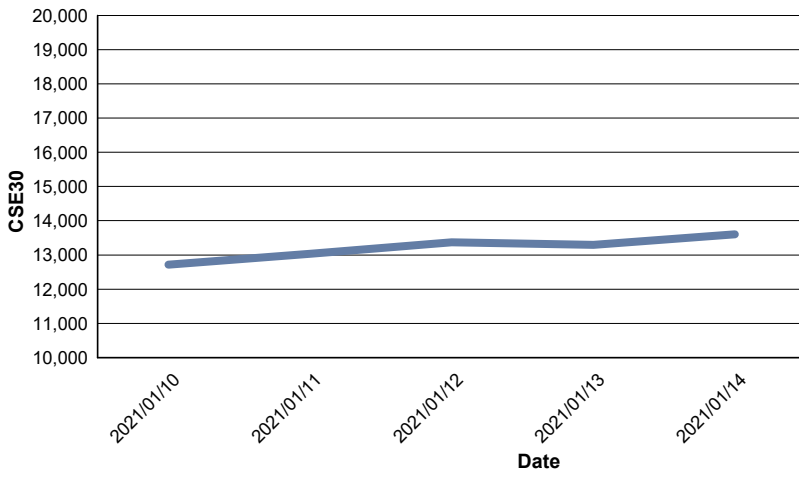
### Data for Turnover Volume



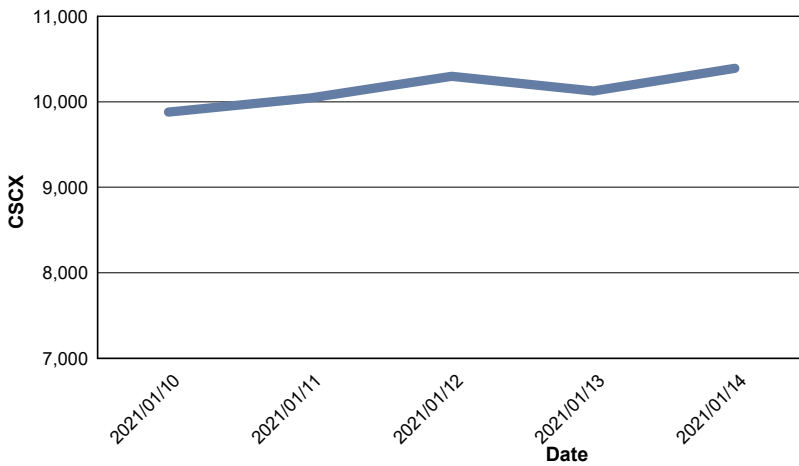
### CASPI Index



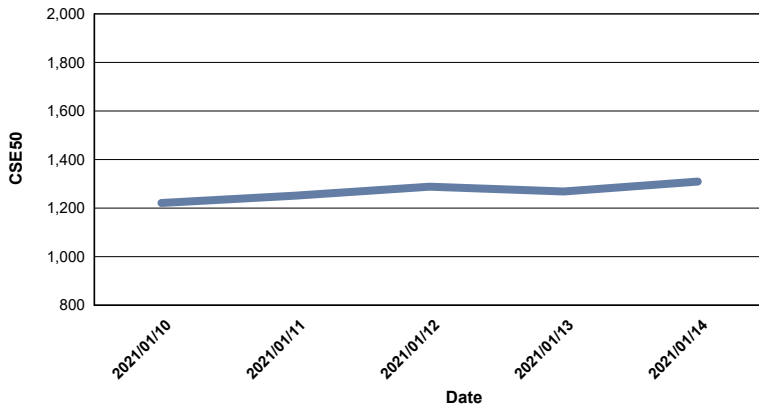
### Index CSE30



### Index CSCX



### Index CSE50



### Index CSI

