

Chittagong Stock Exchange

14-Sep-23

Weekly Market Summary

Week: 2023-09-10 to 2023-09-14 (5 days)

Total Turnover (BDT) :	597,503,336.50
Volume of Share (Nos):	12,519,235.00
Total Contact(Nos)	13,178
Total Scrip Traded	277

CATEGORY WISE TURNOVER		
Group	Turnover Value(BDT)	% of Total
A	342,001,057.10	57.24
B	243,871,138.90	40.81
N	10,946,236.30	1.83
Z	684,904.20	0.11

MAJOR INDICES IN THE WEEK						
Date	CASPI	CSE30	CSCX	CSE50	CSI	CSESMEX
09/07/2023	18652.3875	13404.4766	11151.0984	1,307.61	1,174.96	2,111.82
09/14/2023	18626.5975	13360.4485	11136.4336	1,304.74	1,169.75	2,116.36
change in %	-0.1383	-0.3285	-0.1315	-0.22	-0.44	0.21

SCRIP PERFORMANCE IN THE WEEK	
Advanced	63
Declined	75
No Change	139
Total Traded Issues	277

TOP TEN GAINER COMPANIES BY CLOSING PRICE						
Scrip ID	Scrip Name	Category	Week		Closing	Turnover (BDT)
			Difference	Opening		
11041	CRYSTAL INSURANCE COMPANY LIM	A	36.84	72.20	98.80	2,910,699.20
11027	PARAMOUNT INSURANCE CO. LTD	A	35.11	50.40	68.10	4,285,094.00
11031	STANDARD INSURANCE LIMITED	A	20.79	47.60	57.50	915,001.70
11001	RUPALI INSURANCE COMPANY LTD	A	17.43	30.40	35.70	9,465,886.90
11010	BD GENERAL INSURANCE COMPANY	A	16.66	51.00	59.50	292,425.20
10006	MEGHNA LIFE INSURANCE CO.LTD.	A	16.32	72.30	84.10	2,236,852.40
11034	MERCANTILE INSURANCE CO.LTD.	A	13.63	35.20	40.00	928,016.80
11039	BANGLADESH NATIONAL INSURANCE	A	12.96	59.40	67.10	2,686,885.10
19008	MIRACLE INDUSTRIES LIMITED	B	11.75	48.50	54.20	27,847,098.70
11029	CONTINENTAL INSURANCE LIMITED	A	9.85	48.70	53.50	2,126,881.00

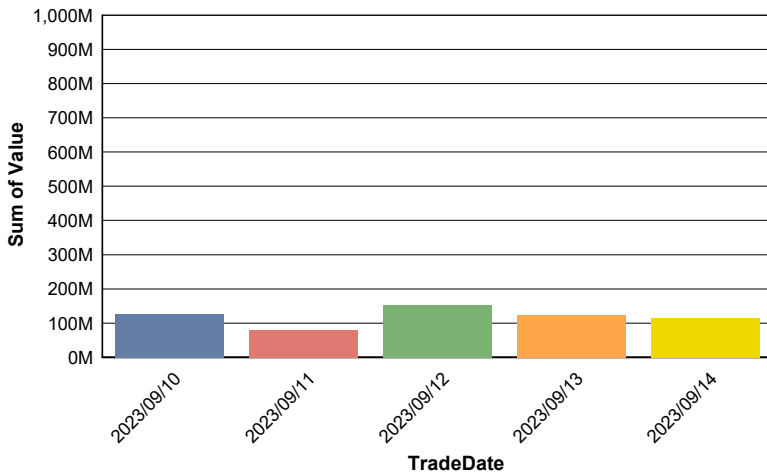
TOP TEN LOSER COMPANIES BY CLOSING PRICE

Scrip ID	Scrip Name	Category	Week Difference	Opening	Closing	Turnover (BDT)
17008	LEGACY FOOTWEAR LIMITED	B	-22.21	122.00	94.90	4,160,442.30
14017	FU-WANG FOODS LIMITED	B	-17.03	41.10	34.10	39,908,733.90
32019	KHAN BROTHERS PP WOVEN BAG INI	B	-15.60	25.00	21.10	3,698,448.40
24003	INFORMATION SERVICES NETWORK I	B	-12.81	56.20	49.00	138,225.00
16033	OLYMPIC ACCESSORIES LTD.	B	-10.16	11.80	10.60	3,149,205.10
13028	CENTRAL PHARMACEUTICALS LTD.	B	-9.77	13.30	12.00	1,749,515.90
32018	DESHBANDHU POLYMER LIMITED	B	-9.66	26.90	24.30	1,614,830.70
32022	Yeakin Polymer Limited	B	-9.58	29.20	26.40	1,753,246.10
15003	MEGHNA CEMENT MILLS LIMITED	A	-9.41	68.00	61.60	18,442.00
14027	EMERALD OIL INDUSTRIES LIMITED	B	-9.39	166.00	150.40	16,876,416.50

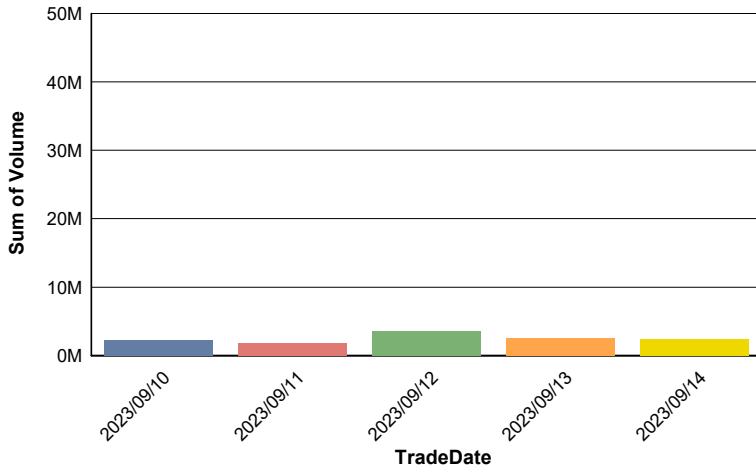
TOP TEN COMPANIES BY TURNOVER

Scrip ID	Scrip Name	Turnover (BDT)	Volume
24007	DAFFODIL COMPUTERS LIMITED	83,343,322.80	1,045,848
18011	SEA PEARL BEACH RESORT & SPA LIMITED	77,357,067.80	482,921
22029	BRAC BANK LIMITED	60,753,852.00	1,875,112
20006	POWER GRID COMPANY OF BD LTD.	44,462,500.00	935,000
14017	FU-WANG FOODS LIMITED	39,908,733.90	1,067,101
19008	MIRACLE INDUSTRIES LIMITED	27,847,098.70	506,202
11045	UNION INSURANCE COMPANY LTD.	19,812,254.40	337,187
14027	EMERALD OIL INDUSTRIES LIMITED	16,876,416.50	106,543
13020	BERGER PAINTS BANGLADESH LTD	12,190,500.00	6,450
22022	BANK ASIA LIMITED	11,091,250.00	542,500

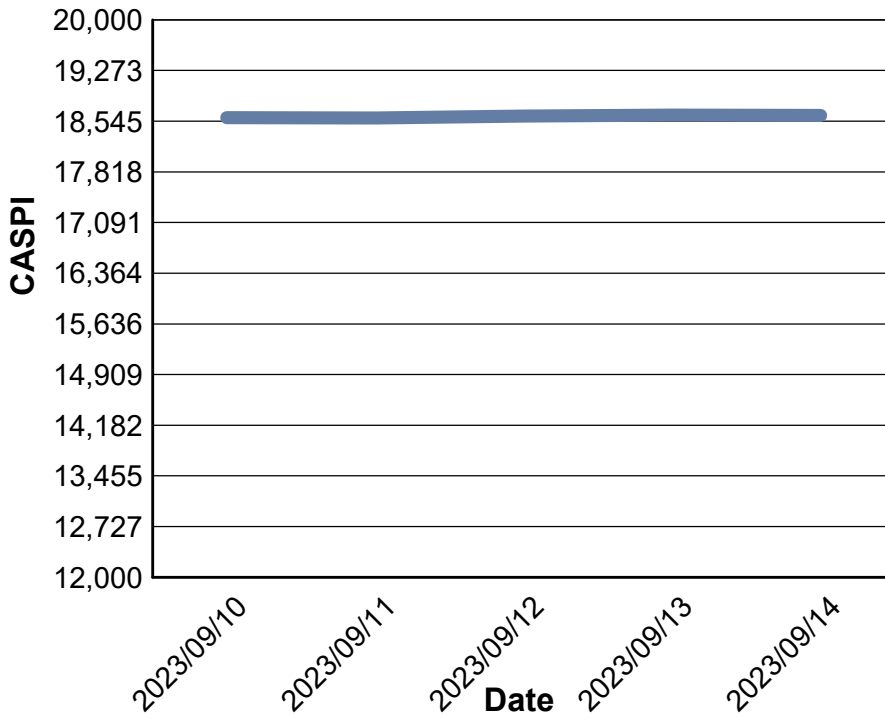
Data for Turnover Value



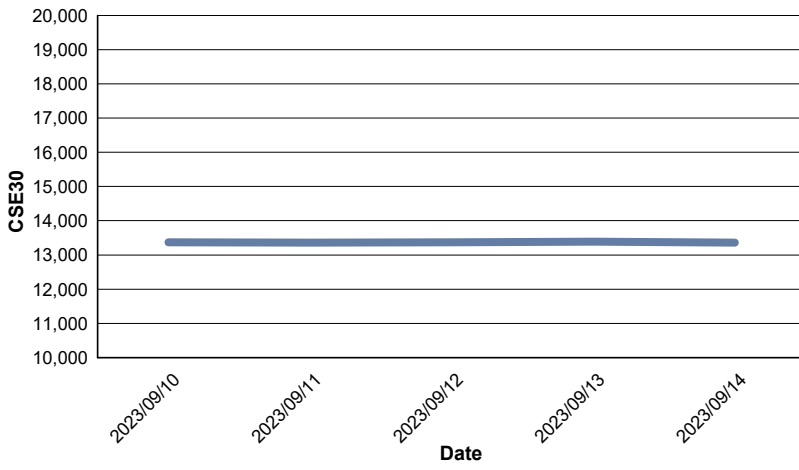
Data for Turnover Volume



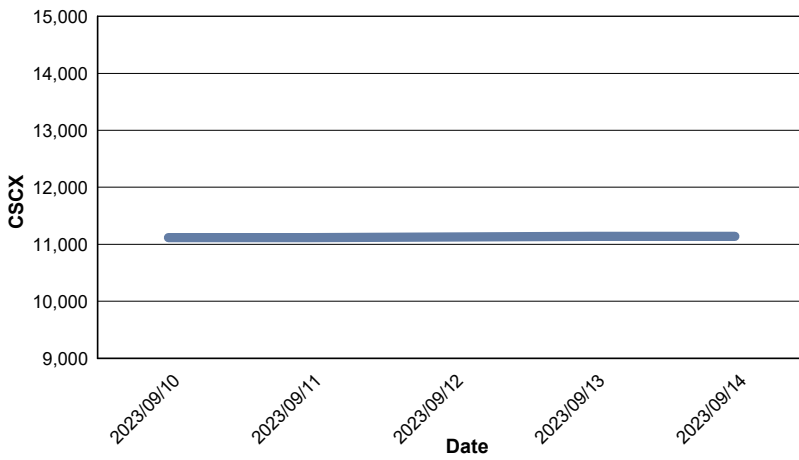
CASPI Index



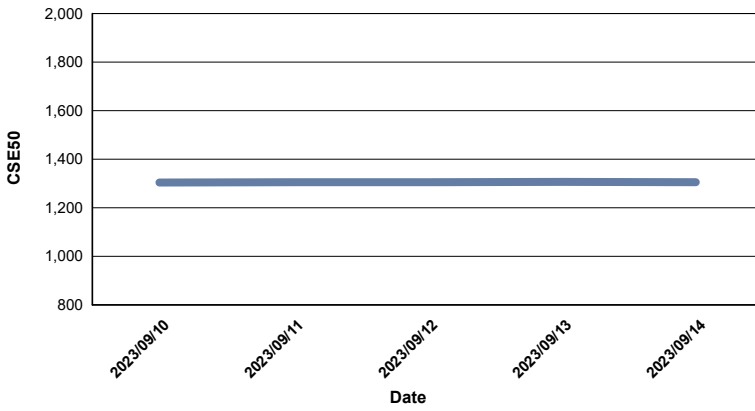
Index CSE30



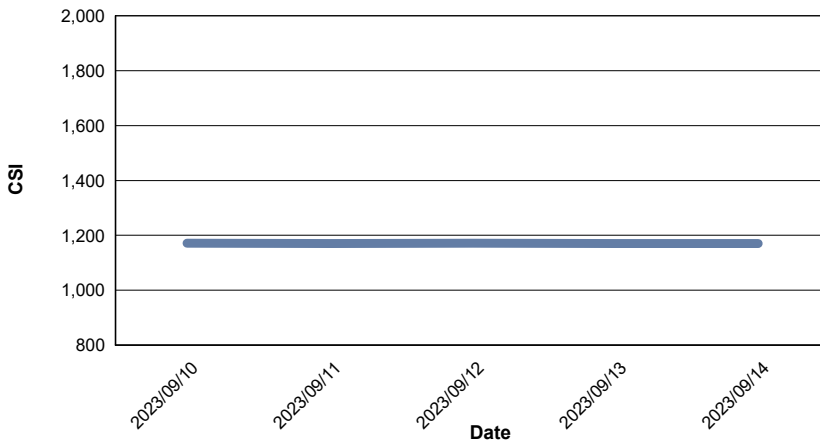
Index CSCX



Index CSE50



Index CSI



Index CSESMEX

