

Chittagong Stock Exchange

02-Mar-23

Weekly Market Summary

Week: 2023-02-26 to 2023-03-02 (5 days)

Total Turnover (BDT) :	433,082,813.20
Volume of Share (Nos):	6,210,165.00
Total Contact(Nos)	8,729
Total Scrip Traded	232

CATEGORY WISE TURNOVER		
Group	Turnover Value(BDT)	% of Total
A	382,817,595.60	88.39
B	45,831,830.10	10.58
N	4,181,963.20	0.97
Z	251,424.30	0.06

MAJOR INDICES IN THE WEEK						
Date	CASPI	CSE30	CSCX	CSE50	CSI	CSESMEX
02/23/2023	18334.8424	13298.2339	10990.1770	1,325.35	1,157.45	1,702.97
03/02/2023	18282.7914	13302.3321	10961.5274	1,324.23	1,154.75	1,597.80
change in %	-0.2839	0.0308	-0.2607	-0.08	-0.23	-6.18

SCRIP PERFORMANCE IN THE WEEK	
Advanced	33
Declined	96
No Change	103
Total Traded Issues	232

TOP TEN GAINER COMPANIES BY CLOSING PRICE						
Scrip ID	Scrip Name	Category	Week		Closing	Turnover (BDT)
			Difference	Opening		
24012	ADN TELECOM LIMITED	A	19.32	118.00	140.80	71,684,776.40
10008	PRAGATI LIFE INSURANCE LTD.	A	15.25	104.20	120.10	744,741.00
24008	AAMRA TECHNOLOGIES LIMITED	A	9.70	34.00	37.30	1,911,534.80
24010	AAMRA NETWORKS LIMITED	A	8.53	58.60	63.60	4,188,616.40
11010	BD GENERAL INSURANCE COMPANY	A	7.72	54.40	58.60	20,427.60
24011	GENEX INFOSYS LIMITED	A	7.10	88.70	95.00	12,397,558.60
16025	BENGAL WINDSOR THERMOPLASTIC:	B	6.64	37.60	40.10	4,107,343.50
11011	PRAGATI INSURANCE LIMITED	A	6.03	61.30	65.00	65.00
10010	RUPALI LIFE INSURANCE CO. LTD.	A	5.74	90.50	95.70	94,512,224.10
20020	INTRACO REFUELING STATION LTD.	A	5.64	30.10	31.80	4,048,079.70

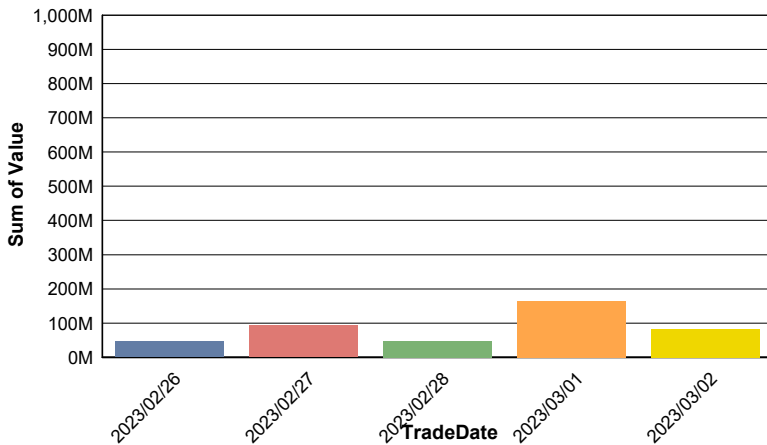
TOP TEN LOSER COMPANIES BY CLOSING PRICE

Scrip ID	Scrip Name	Category	Week Difference	Opening	Closing	Turnover (BDT)
10014	CHARTERED LIFE INSURANCE CO. LT	N	-82.94	64.50	11.00	841,816.60
11047	ISLAMI COMMERCIAL INSURANCE CC	N	-69.10	35.60	11.00	3,134,940.10
14001	APEX FOODS LIMITED	A	-40.48	291.10	173.26	14,555.00
25013	UNION CAPITAL LIMITED	B	-26.53	9.80	7.20	37,923.00
24004	BDCOM ONLINE LIMITED	A	-23.68	40.20	30.68	3,595,378.40
16017	BD WELDING ELECTRODES LIMITED	Z	-20.14	28.10	22.44	38,217.50
11045	UNION INSURANCE COMPANY LTD.	B	-18.72	40.70	33.08	56,716.20
11044	SENA KALYAN INSURANCE COMPANY A	A	-17.49	55.80	46.04	275,521.90
11038	DHAKA INSURANCE LIMITED	A	-14.82	59.50	50.68	562,752.00
32602	MASTER FEED AGROTECH LIMITED	N	-13.22	12.10	10.50	21.40

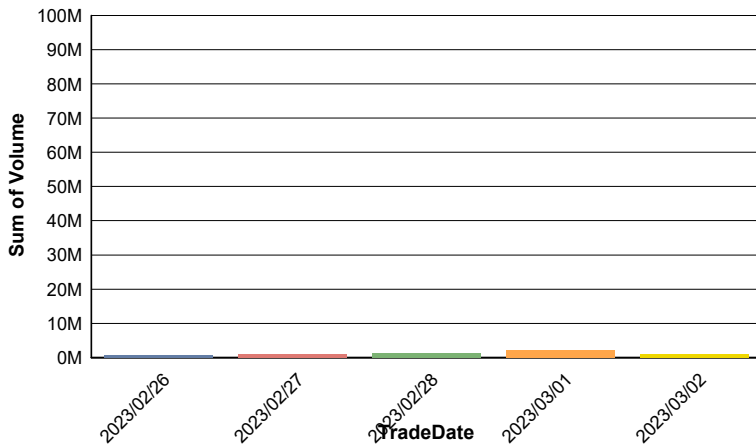
TOP TEN COMPANIES BY TURNOVER

Scrip ID	Scrip Name	Turnover (BDT)	Volume
10010	RUPALI LIFE INSURANCE CO. LTD.	94,512,224.10	1,049,363
18011	SEA PEARL BEACH RESORT & SPA LIMITED	93,033,612.60	340,817
24012	ADN TELECOM LIMITED	71,684,776.40	562,751
23005	SHINEPUKUR CERAMICS LIMITED	21,202,284.20	463,215
24011	GENEX INFOSYS LIMITED	12,397,558.60	136,404
12065	AMAN COTTON FIBROUS LTD.	12,343,500.00	470,000
13027	ORION PHARMA LIMITED	8,420,563.90	103,232
19011	BASHUNDHARA PAPER MILLS LTD.	7,922,748.10	104,024
32004	BD SHIPPING CORPORATION	7,724,738.10	59,419
13008	ORION INFUSION LIMITED	5,217,321.00	16,299

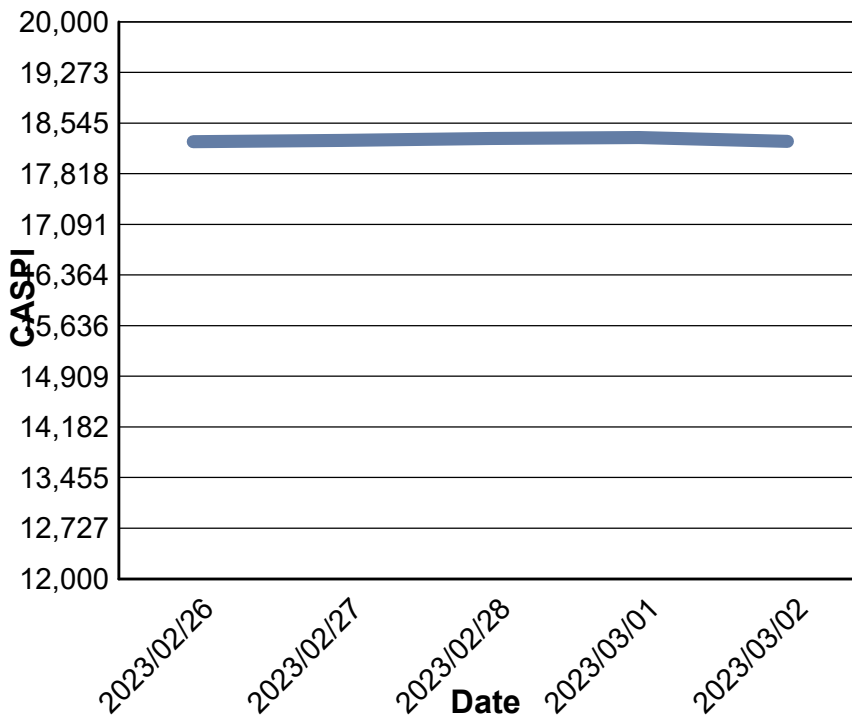
Data for Turnover Value



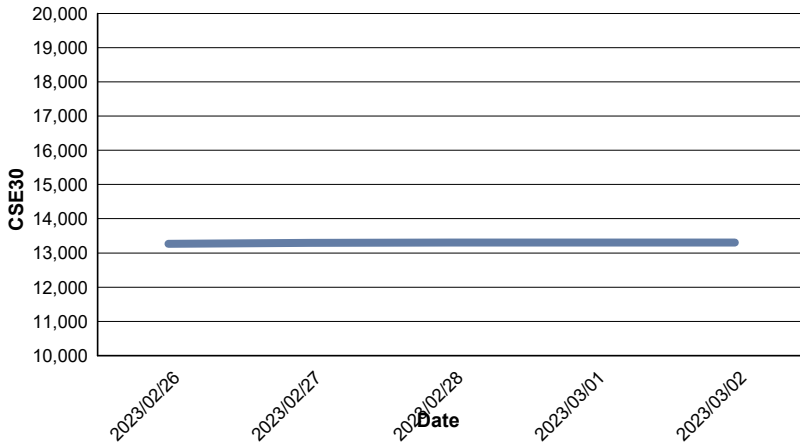
Data for Turnover Volume



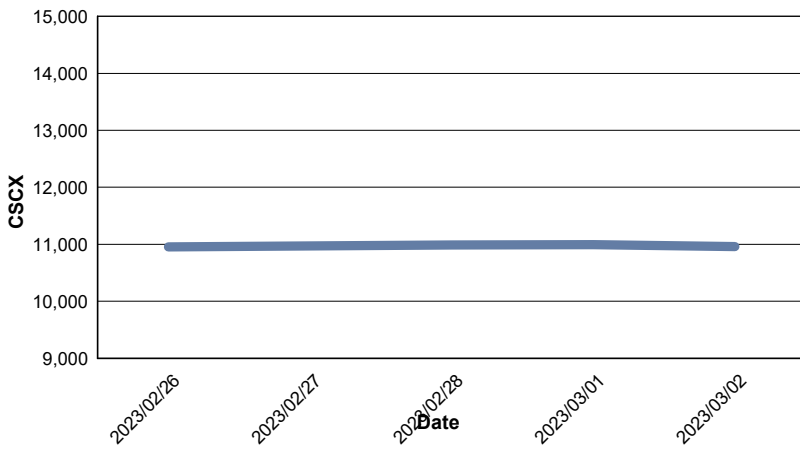
CASPI Index



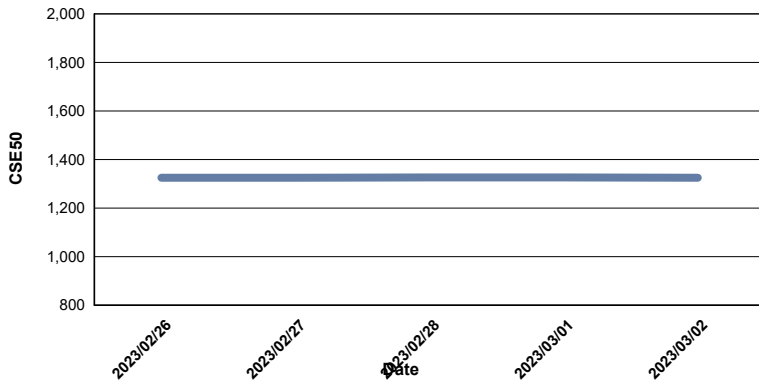
Index CSE30



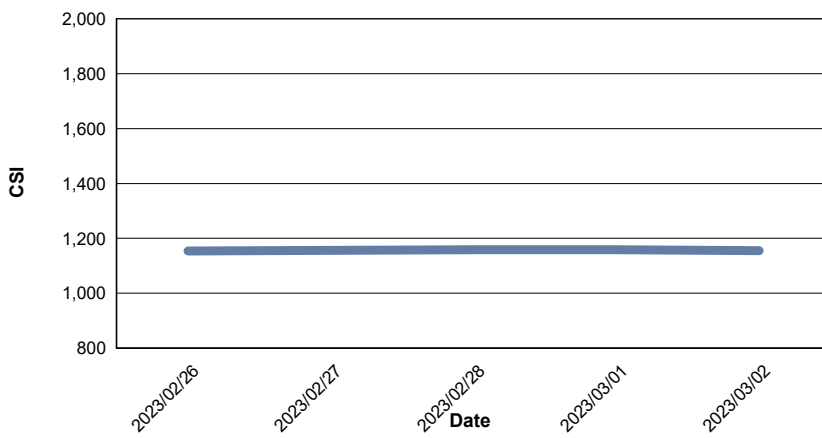
Index CSCX



Index CSE50



Index CSI



Index CSESMEX

