

Chittagong Stock Exchange

31-Oct-19

Weekly Market Summary

Week: 2019-10-27 to 2019-10-31 (5 days)

Total Turnover (BDT) :	1,130,048,874.30
Volume of Share (Nos):	46,180,409.00
Total Contact(Nos)	28,438
Total Scrip Traded	301

CATEGORY WISE TURNOVER		
Group	Turnover Value(BDT)	% of Total
A	725,187,890.50	64.16
B	56,379,442.30	4.99
N	338,418,427.50	29.95
Z	10,063,114.00	0.89

MAJOR INDICES IN THE WEEK					
Date	CASPI	CSE30	CSCX	CSE50	CSI
10/24/2019	14530.9195	12894.1759	8832.5135	1,083.42	941.15
10/31/2019	14221.7872	12612.8044	8646.1124	1,057.77	920.16
change in %	-2.1274	-2.1822	-2.1104	-2.37	-2.23

SCRIP PERFORMANCE IN THE WEEK	
Advanced	100
Declined	183
No Change	18
Total Traded Issues	301

TOP TEN GAINER COMPANIES BY CLOSING PRICE							
Scrip ID	Scrip Name	Category	Week		Closing	Turnover (BDT)	
			Difference	Opening			
23003	STANDARD CERAMIC INDS LIMITED	B	38.34	412.00	570.00	3,285,425.00	
12035	METRO SPINNING LIMITED	B	22.64	5.30	6.50	681,920.00	
32022	Yeakin Polymer Limited	B	21.73	6.90	8.40	997,744.20	
12057	SIMTEX INDUSTRIES LIMITED	A	19.86	15.10	18.10	1,806,542.10	
12066	VFS THREAD DYEING LIMITED	A	17.20	21.50	25.20	14,876,249.20	
12047	MOZAFFAR HOSSAIN SPINNING MILL	B	13.63	6.60	7.50	119,528.80	
16028	SHURWID INDUSTRIES LTD.	A	13.61	21.30	24.20	1,788,088.60	
16040	COPPERTECH INDUSTRIES LTD.	N	12.94	22.40	25.30	22,528,581.60	
12060	EVINCE TEXTILES LIMITED	Z	11.11	9.00	10.00	699,190.00	
12064	QUEEN SOUTH TEXTILE MILLS LTD.	A	10.61	24.50	27.10	963,383.50	

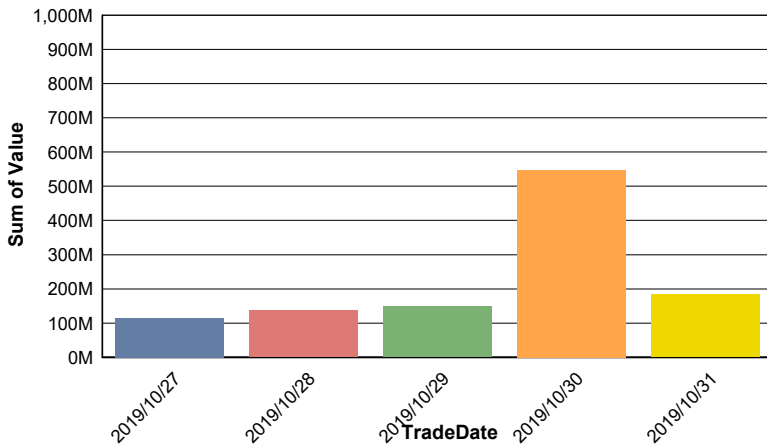
TOP TEN LOSER COMPANIES BY CLOSING PRICE

Scrip ID	Scrip Name	Category	Week Difference	Opening	Closing	Turnover (BDT)
24005	INTECH ONLINE LIMITED	Z	-45.74	24.70	13.40	4,231,365.50
32001	USMANIA GLASS SHEET FAC LTD	Z	-36.51	82.70	52.50	1,940,282.40
12056	TOSRIFA INDUSTRIES LTD.	A	-30.66	15.00	10.40	49,913.70
14025	GOLDEN HARVEST AGRO INDS LTD.	A	-30.10	27.90	19.50	4,833,175.70
16009	BD.THAI ALUMINIUM LIMITED	Z	-29.41	11.90	8.40	920,041.10
23005	SHINEPUKUR CERAMICS LIMITED	Z	-28.88	13.50	9.60	669,336.90
13025	SALVO CHEMICAL INDUSTRY LTD	Z	-28.22	12.40	8.90	299,745.90
12040	ZAHINTEX INDUSTRIES LTD.	Z	-21.42	4.20	3.30	125,380.30
19009	HAKKANI PULP & PAPER MILLS LTD	B	-21.17	42.50	33.50	580,530.80
25013	UNION CAPITAL LIMITED	B	-20.00	7.50	6.00	357,982.90

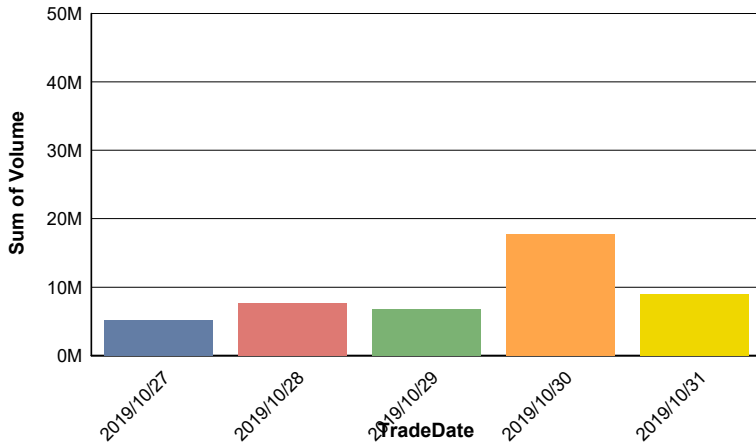
TOP TEN COMPANIES BY TURNOVER

Scrip ID	Scrip Name	Turnover (BDT)	Volume
13035	SILCO PHARMACEUTICALS LIMITED	265,028,024.30	6,280,872
11034	MERCANTILE INSURANCE CO.LTD.	160,982,312.40	5,097,149
20019	Doreen Power Generations and Systems Limited	94,136,519.90	1,559,806
22028	JAMUNA BANK LIMITED	34,439,855.30	1,954,850
22007	PUBALI BANK LIMITED	28,092,121.70	1,164,675
22031	THE PREMIER BANK LIMITED	25,669,414.10	2,140,621
16040	COPPERTECH INDUSTRIES LTD.	22,528,581.60	975,508
32003	BEXIMCO LIMITED	19,558,063.00	1,253,588
13006	RECKITT BENCKISER (BD) LIMITED	17,049,042.80	5,837
32009	BRITISH AMERICAN TOBACCO BD CO	15,258,096.40	13,544

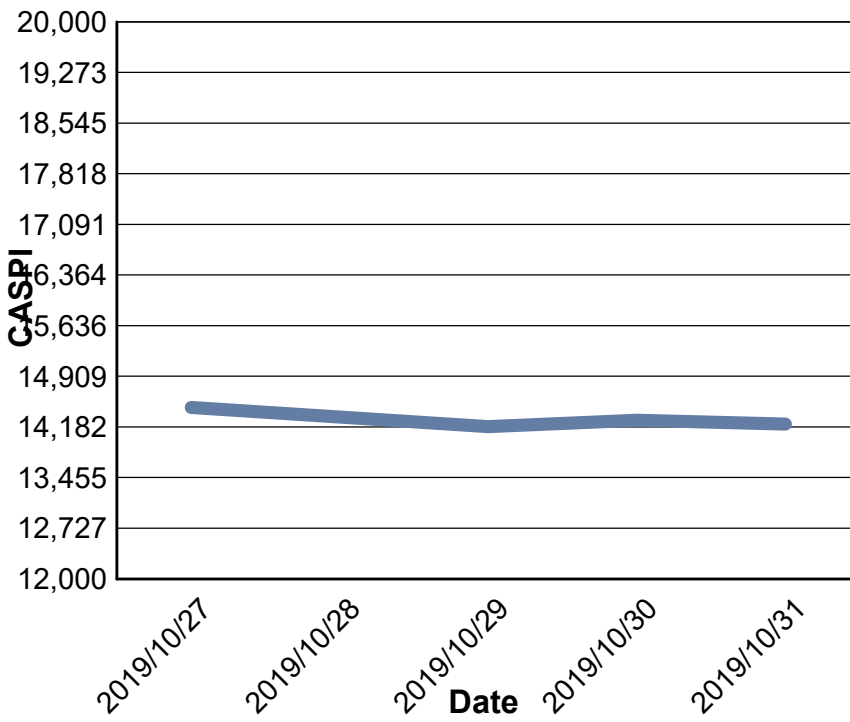
Data for Turnover Value



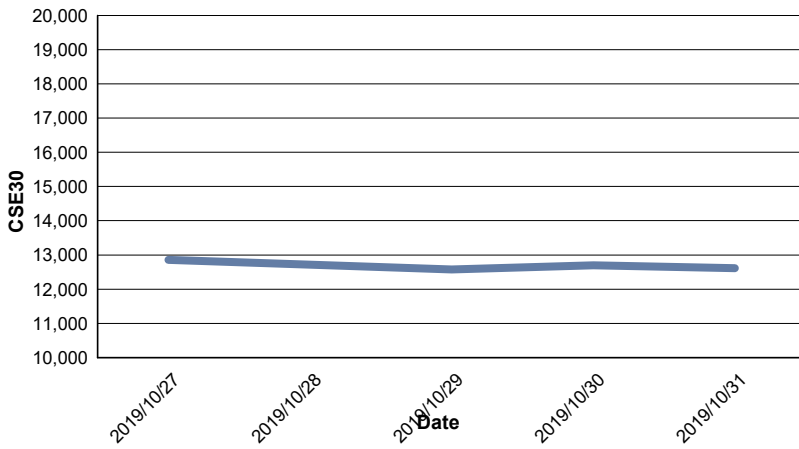
Data for Turnover Volume



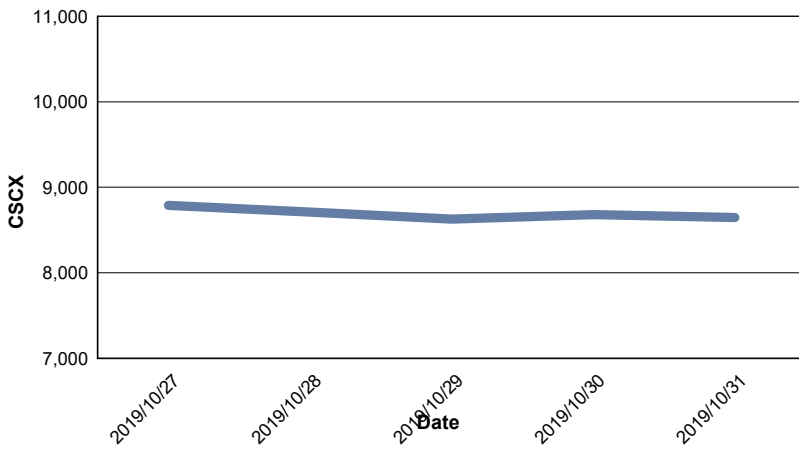
CASPI Index



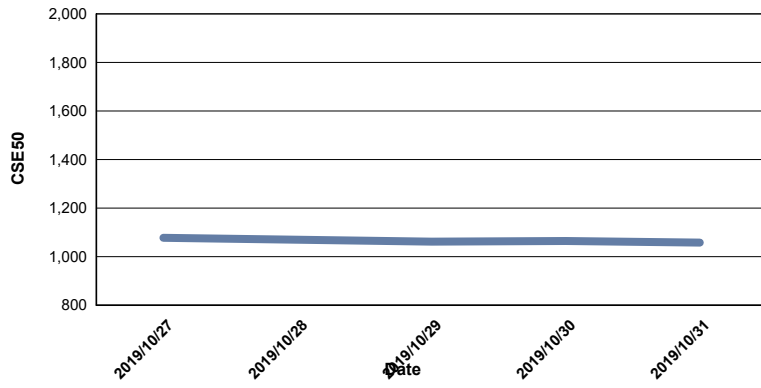
Index CSE30



Index CSCX



Index CSE50



Index CSI

