

Chittagong Stock Exchange

31-Aug-23

Weekly Market Summary

Week: 2023-08-27 to 2023-08-31 (5 days)

Total Turnover (BDT) :	566,268,388.90
Volume of Share (Nos):	11,916,187.00
Total Contact(Nos)	11,384
Total Scrip Traded	260

CATEGORY WISE TURNOVER		
Group	Turnover Value(BDT)	% of Total
A	312,062,197.30	55.11
B	243,017,987.60	42.91
N	9,571,403.10	1.69
Z	1,616,800.90	0.29

MAJOR INDICES IN THE WEEK						
Date	CASPI	CSE30	CSCX	CSE50	CSI	CSESMEX
08/24/2023	18570.1722	13367.7865	11101.8851	1,305.47	1,171.70	2,143.14
08/31/2023	18633.1875	13390.5640	11139.4458	1,308.49	1,175.13	2,148.20
change in %	0.3393	0.1704	0.3383	0.23	0.29	0.24

SCRIP PERFORMANCE IN THE WEEK	
Advanced	78
Declined	48
No Change	134
Total Traded Issues	260

TOP TEN GAINER COMPANIES BY CLOSING PRICE						
Scrip ID	Scrip Name	Category	Week Difference	Opening	Closing	Turnover (BDT)
14017	FU-WANG FOODS LIMITED	B	22.35	33.10	40.50	36,760,231.70
24007	DAFFODIL COMPUTERS LIMITED	B	18.76	73.00	86.70	109,470,767.00
18002	EASTERN HOUSING LIMITED	A	15.71	82.10	95.00	5,529,037.70
32019	KHAN BROTHERS PP WOVEN BAG IN	B	14.91	24.80	28.50	13,644,601.90
20020	INTRACO REFUELING STATION LTD.	A	14.44	36.00	41.20	9,797,975.80
32605	HIMADRI LIMITED	N	9.99	1,575.20	1,732.70	4,805,150.80
14027	EMERALD OIL INDUSTRIES LIMITED	B	9.14	156.30	170.60	23,861,801.00
14010	NATIONAL TEA COMPANY LIMITED	B	8.73	465.00	505.60	970.60
11041	CRYSTAL INSURANCE COMPANY LIM	A	8.24	57.00	61.70	682,757.80
13028	CENTRAL PHARMACEUTICALS LTD.	B	7.75	11.60	12.50	1,638,902.80

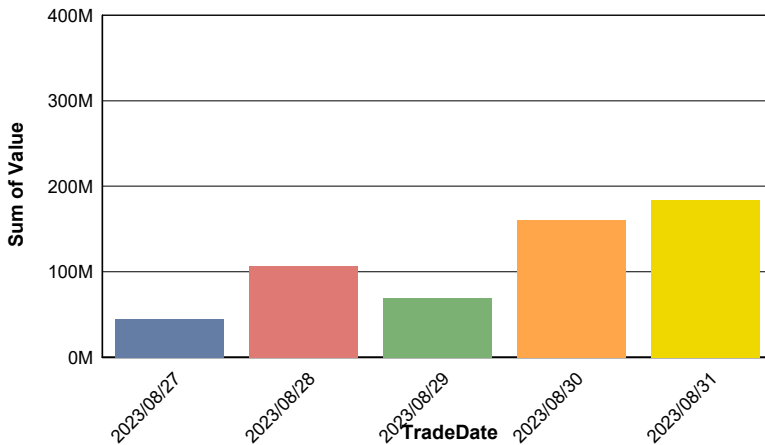
TOP TEN LOSER COMPANIES BY CLOSING PRICE

Scrip ID	Scrip Name	Category	Week Difference	Opening	Closing	Turnover (BDT)
13601	MAMUN AGRO PRODUCTS LIMITED	N	-10.00	14.00	12.60	12.60
15005	ARAMIT CEMENT LIMITED	B	-10.00	29.00	26.10	956,556.90
16603	MOSTAFA METAL INDUSTRIES LTD.	N	-9.65	17.60	15.90	15.90
12012	ALIF INDUSTRIS LIMITED	A	-8.06	90.50	83.20	1,330,972.50
32602	MASTER FEED AGROTECH LIMITED	N	-7.91	13.90	12.80	12.80
12004	APEX SPINNING & KNITTING MILLS	A	-6.99	143.00	133.00	4,921.00
16014	KAY & QUE (BANGLADESH) LTD	B	-5.57	233.00	220.00	31,582.20
11033	REPUBLIC INSURANCE COMPANY LTI	A	-5.36	37.30	35.30	45,890.00
32002	ARAMIT LIMITED	A	-5.28	289.30	274.00	4,110.00
16025	BENGAL WINDSOR THERMOPLASTIC	B	-4.59	26.10	24.90	710,343.00

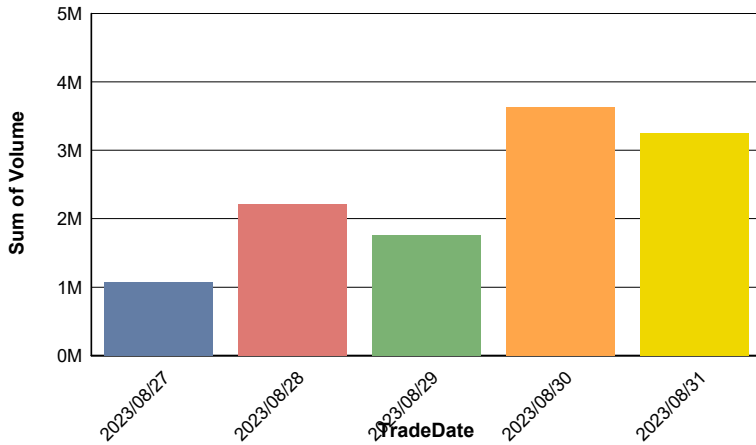
TOP TEN COMPANIES BY TURNOVER

Scrip ID	Scrip Name	Turnover (BDT)	Volume
32003	BEXIMCO LIMITED	109,528,494.80	914,042
24007	DAFFODIL COMPUTERS LIMITED	109,470,767.00	1,619,633
15009	LAFARGE HOLCIM BANGLADESH LIMITED	51,322,626.70	732,310
14017	FU-WANG FOODS LIMITED	36,760,231.70	980,850
25021	GSP FINANCE CO.(BANGLADESH) LT	26,159,652.80	933,263
14027	EMERALD OIL INDUSTRIES LIMITED	23,861,801.00	148,501
18011	SEA PEARL BEACH RESORT & SPA LIMITED	20,474,377.60	116,748
32019	KHAN BROTHERS PP WOVEN BAG INDUSTRI	13,644,601.90	488,336
20020	INTRACO REFUELING STATION LTD.	9,797,975.80	239,482
13038	JMI HOSPITAL REQUISITE MFG. LTD.	9,560,595.90	118,762

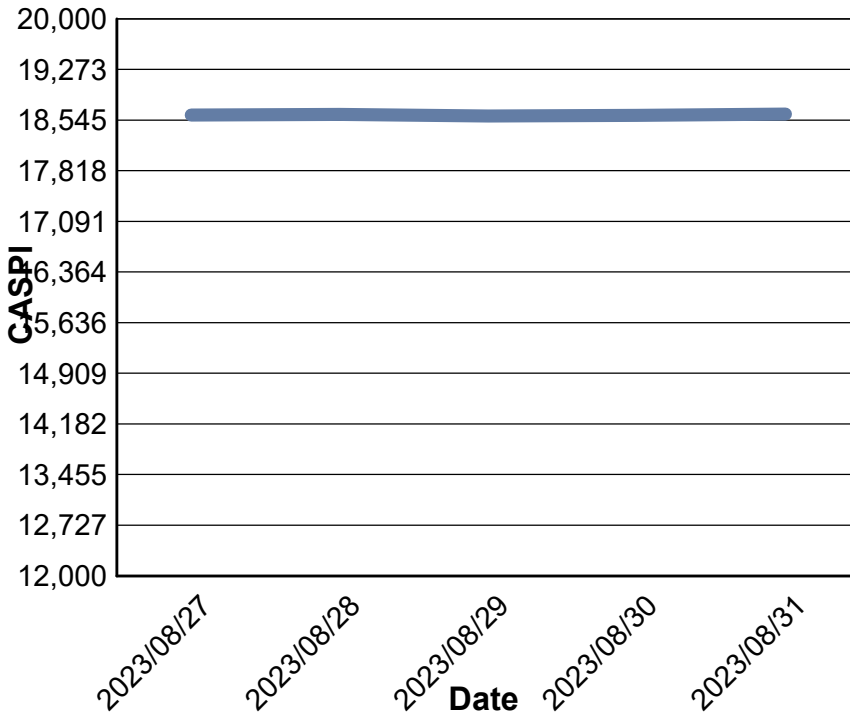
Data for Turnover Value



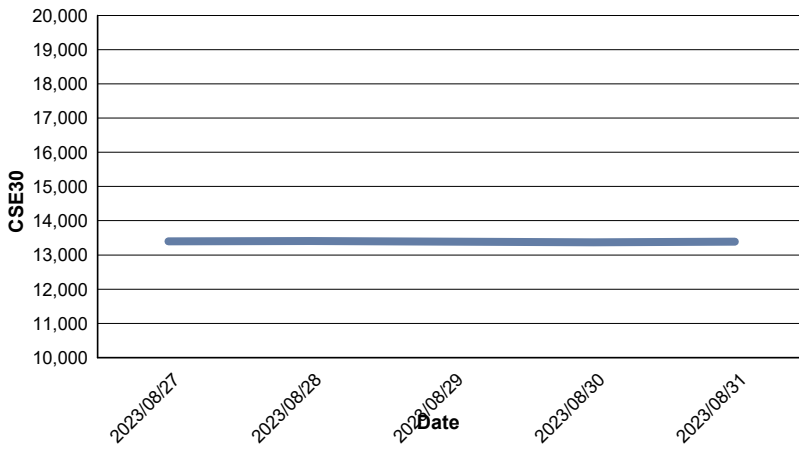
Data for Turnover Volume



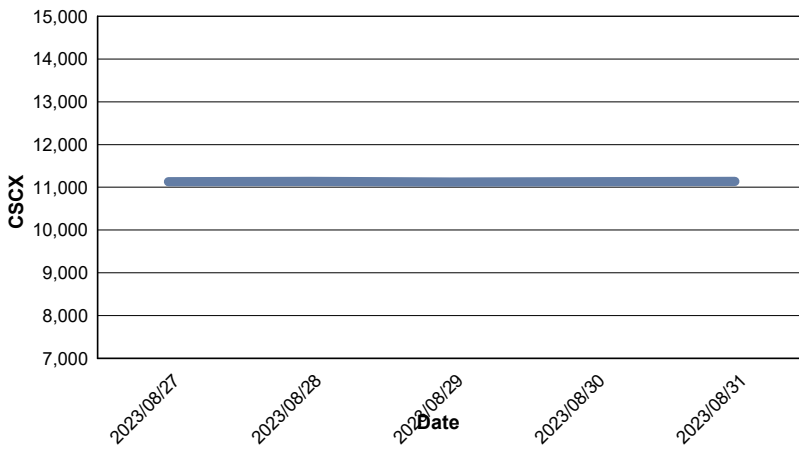
CASPI Index



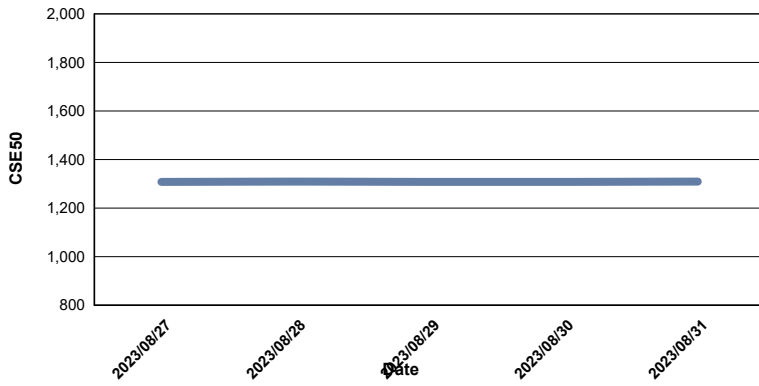
Index CSE30



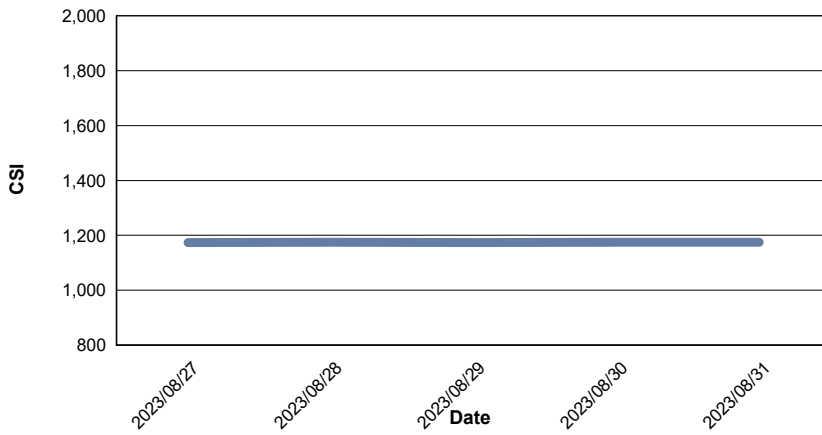
Index CSCX



Index CSE50



Index CSI



Index CSESMEX

