

# Chittagong Stock Exchange

27-Apr-23

## Weekly Market Summary

Week: 2023-04-24 to 2023-04-27 (4 days)

<b>Total Turnover (BDT) :</b>	326,391,756.50
<b>Volume of Share (Nos):</b>	6,622,226.00
<b>Total Contact(Nos)</b>	11,250
<b>Total Scrip Traded</b>	248

CATEGORY WISE TURNOVER		
Group	Turnover Value(BDT)	% of Total
A	248,515,943.70	76.14
B	54,512,583.10	16.70
N	16,047,502.30	4.92
Z	7,315,727.40	2.24

MAJOR INDICES IN THE WEEK						
Date	CASPI	CSE30	CSCX	CSE50	CSI	CSESMEX
04/18/2023	18353.7042	13402.8622	10999.8925	1,314.09	1,151.69	1,718.73
04/27/2023	18466.8935	13447.4933	11064.6050	1,315.95	1,161.98	1,709.78
change in %	0.6167	0.3330	0.5883	0.14	0.89	-0.52

SCRIP PERFORMANCE IN THE WEEK	
Advanced	90
Declined	31
No Change	127
Total Traded Issues	248

TOP TEN GAINER COMPANIES BY CLOSING PRICE							
Scrip ID	Scrip Name	Category	Week Difference	Week		Turnover (BDT)	
				Opening	Closing		
14001	APEX FOODS LIMITED	A	38.34	284.00	392.90	2,562,123.60	
15002	HEIDELBERG CEMENT BANGLADESH	A	36.49	185.50	253.20	1,358,252.50	
14027	EMERALD OIL INDUSTRIES LIMITED	Z	27.61	43.10	55.00	7,265,832.40	
19007	BD MONOSPOOL PAPER MFG. CO. LT	A	18.24	285.00	337.00	1,640,244.80	
32020	NATIONAL FEED MILL LTD.	B	16.16	16.70	19.40	4,769,487.40	
14021	BEACH HATCHERY LTD.	B	12.83	37.40	42.20	1,854,739.40	
24009	IT CONSULTANTS LIMITED	B	11.59	34.50	38.50	3,242,394.50	
15011	PREMIER CEMENT MILLS PLC	A	10.38	46.20	51.00	3,515,118.10	
32605	HIMADRI LIMITED	N	9.91	35.30	38.80	7,967,733.70	
32019	KHAN BROTHERS PP WOVEN BAG IN	B	9.90	10.10	11.10	2,813,634.60	

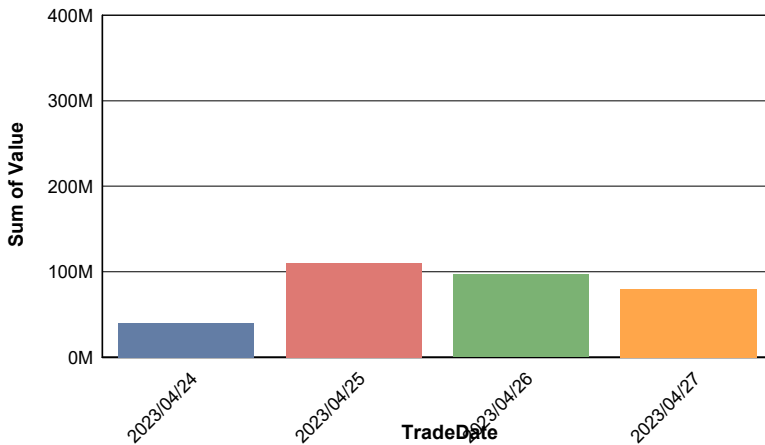
### TOP TEN LOSER COMPANIES BY CLOSING PRICE

Scrip ID	Scrip Name	Category	Week Difference	Opening	Closing	Turnover (BDT)
17007	SAMATA LEATHER COMPLEX LTD	B	-13.50	69.60	60.20	65,035.00
22024	UTTARA BANK LIMITED	A	-12.00	25.00	22.00	739,093.80
10009	PRIME ISLAMI LIFE INSURANCE	A	-9.88	68.80	62.00	57,381.40
17008	LEGACY FOOTWEAR LIMITED	B	-7.72	76.40	70.50	2,799,202.70
14010	NATIONAL TEA COMPANY LIMITED	B	-7.40	745.20	690.00	142,830.00
16603	MOSTAFA METAL INDUSTRIES LTD.	N	-6.62	16.60	15.50	77,500.00
11021	NITOL INSURANCE COMPANY LTD	A	-6.53	39.80	37.20	5,691.60
13601	MAMUN AGRO PRODUCTS LIMITED	N	-5.40	14.80	14.00	14,000.00
32001	USMANIA GLASS SHEET FAC LTD	Z	-5.17	58.00	55.00	13,145.00
12056	TOSRIFA INDUSTRIES LTD.	B	-3.96	25.20	24.20	2,589,035.70

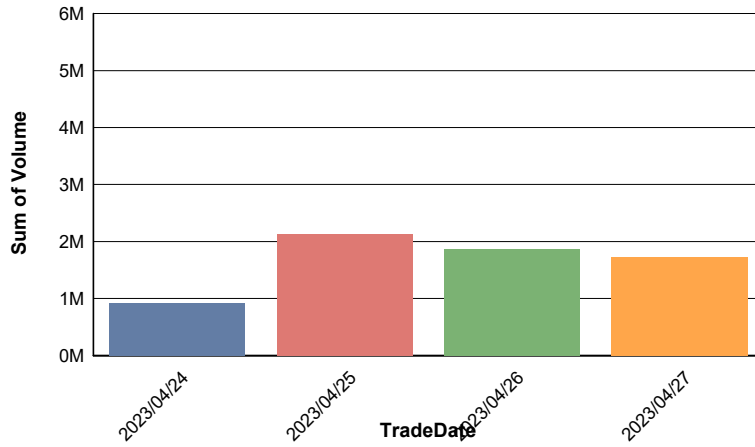
### TOP TEN COMPANIES BY TURNOVER

Scrip ID	Scrip Name	Turnover (BDT)	Volume
24012	ADN TELECOM LIMITED	21,487,281.60	148,881
24010	AAMRA NETWORKS LIMITED	20,966,938.60	248,232
26002	BANGLADESH SUBMARINE CABLE CO.	19,980,000.00	100,000
18011	SEA PEARL BEACH RESORT & SPA LIMITED	17,616,482.80	58,846
24011	GENEX INFOSYS LIMITED	14,451,827.70	148,492
32004	BD SHIPPING CORPORATION	13,134,032.40	101,901
13038	JMI HOSPITAL REQUISITE MFG. LTD.	10,291,102.10	126,790
19011	BASHUNDHARA PAPER MILLS LTD.	10,214,490.60	125,150
18008	UNIQUE HOTEL & RESORTS LIMITED	9,154,656.00	110,538
13037	NAVANA PHARMACEUTICALS LIMITED	8,377,683.10	102,223

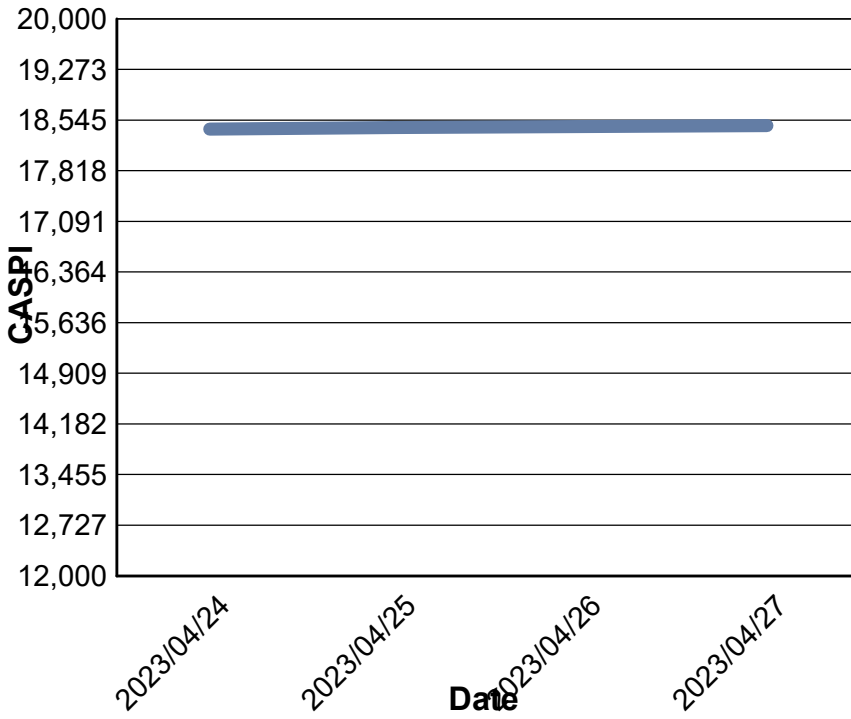
### Data for Turnover Value



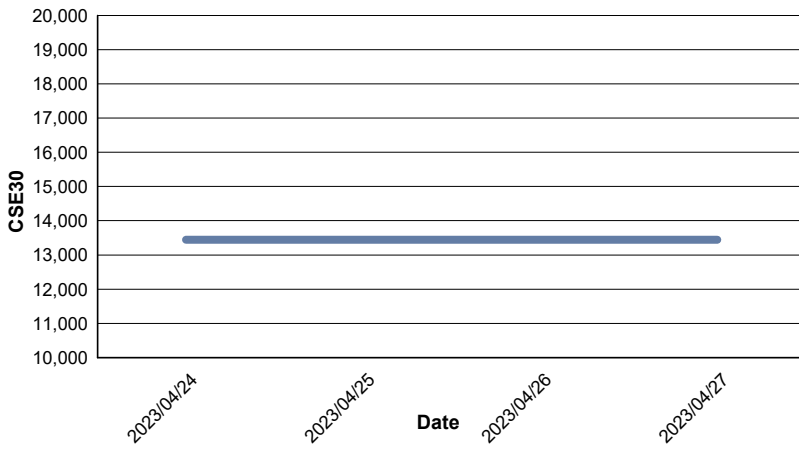
### Data for Turnover Volume



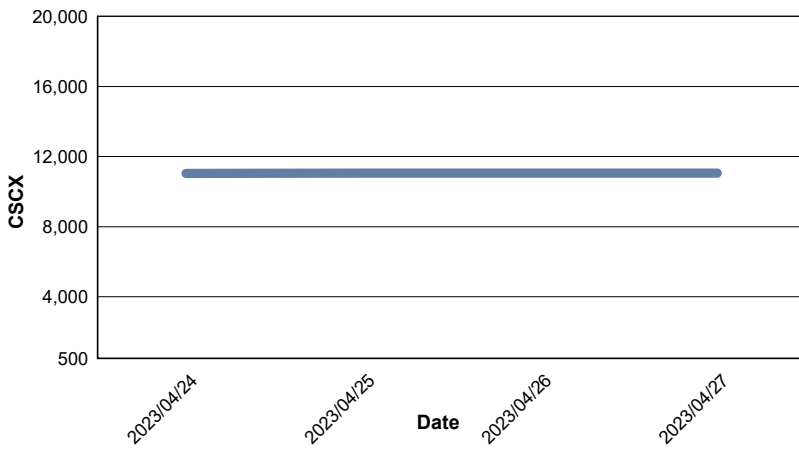
### CASPI Index



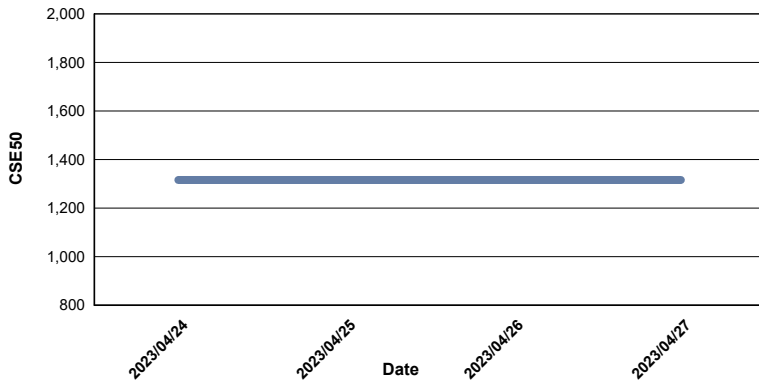
### Index CSE30



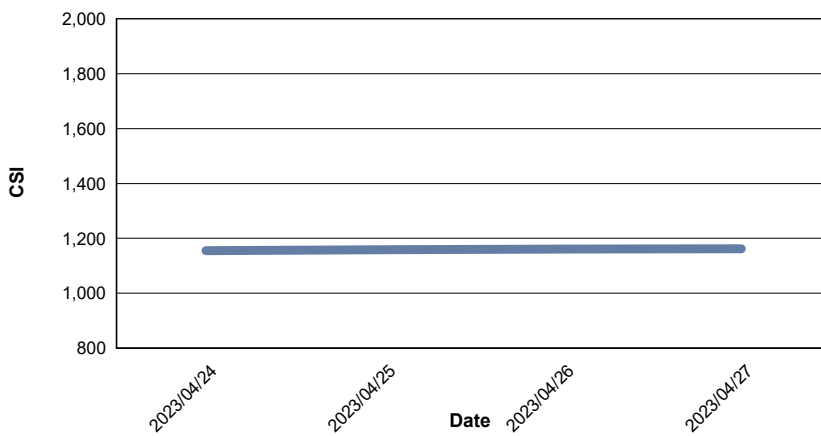
### Index CSCX



### Index CSE50



### Index CSI



### Index CSESMEX

