

Chittagong Stock Exchange

19-Oct-23

Weekly Market Summary

Week: 2023-10-15 to 2023-10-19 (5 days)

Total Turnover (BDT) :	658,919,305.40
Volume of Share (Nos):	8,363,989.00
Total Contact(Nos)	9,889
Total Scrip Traded	238

CATEGORY WISE TURNOVER		
Group	Turnover Value(BDT)	% of Total
A	518,493,269.50	78.69
B	134,083,142.60	20.35
N	4,693,890.70	0.71
Z	1,649,002.60	0.25

MAJOR INDICES IN THE WEEK						
Date	CASPI	CSE30	CSCX	CSE50	CSI	CSESMEX
10/12/2023	18545.5176	13377.0721	11087.3994	1,308.58	1,165.75	2,160.02
10/19/2023	18585.3201	13363.3035	11110.6243	1,307.78	1,168.79	2,225.61
change in %	0.2146	-0.1029	0.2095	-0.06	0.26	3.04

SCRIP PERFORMANCE IN THE WEEK	
Advanced	70
Declined	50
No Change	118
Total Traded Issues	238

TOP TEN GAINER COMPANIES BY CLOSING PRICE						
Scrip ID	Scrip Name	Category	Week Difference	Week		Turnover (BDT)
				Opening	Closing	
13012	LIBRA INFUSIONS LIMITED	B	35.13	1,061.10	1,433.90	5,288,196.40
32605	HIMADRI LIMITED	N	33.09	2,096.40	2,790.20	670,198.60
32019	KHAN BROTHERS PP WOVEN BAG IN	B	24.28	28.00	34.80	4,296,209.20
32018	DESHBANDHU POLYMER LIMITED	B	15.02	36.60	42.10	6,149,880.80
11032	NORTHERN ISLAMI INSURANCE LIMIT	A	14.06	46.20	52.70	789,664.80
19007	BD MONOSPOOL PAPER MFG. CO. LT	A	14.05	251.90	287.30	2,037,575.70
32007	IMAM BUTTON INDUSTRIES LTD	Z	13.82	130.90	149.00	998,503.30
32006	GQ BALL PEN INDUSTRIES LIMITED	B	13.78	111.00	126.30	117,670.00
13011	KOHINOOR CHEMICAL CO (BD) LTD	A	12.95	450.00	508.30	541,277.80
11014	EASTERN INSURANCE COMPANY LTC	A	12.50	64.00	72.00	1,426,422.90

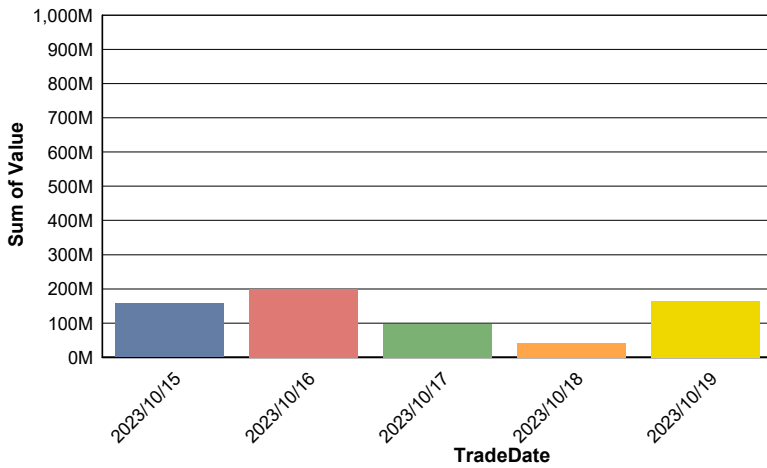
TOP TEN LOSER COMPANIES BY CLOSING PRICE

Scrip ID	Scrip Name	Category	Week Difference	Opening	Closing	Turnover (BDT)
11036	ISLAMI INSURANCE BANGLADESH LT	A	-10.00	48.00	43.20	43,200.00
11013	PHOENIX INSURANCE COMPANY LTD	A	-7.89	38.00	35.00	35,570.00
17008	LEGACY FOOTWEAR LIMITED	B	-6.56	85.30	79.70	731,169.20
32022	Yeakin Polymer Limited	B	-6.36	26.70	25.00	1,325,842.00
14017	FU-WANG FOODS LIMITED	B	-6.09	32.80	30.80	17,723,944.90
16036	OIMEX ELECTRODE LIMITED	B	-5.88	22.10	20.80	1,920,979.50
11021	NITOL INSURANCE COMPANY LTD	A	-5.86	44.30	41.70	59,615.00
32004	BD SHIPPING CORPORATION	A	-5.27	117.60	111.40	3,809,484.70
19008	MIRACLE INDUSTRIES LIMITED	B	-5.23	40.10	38.00	5,418,500.20
24007	DAFFODIL COMPUTERS LIMITED	B	-5.05	93.00	88.30	36,290,190.00

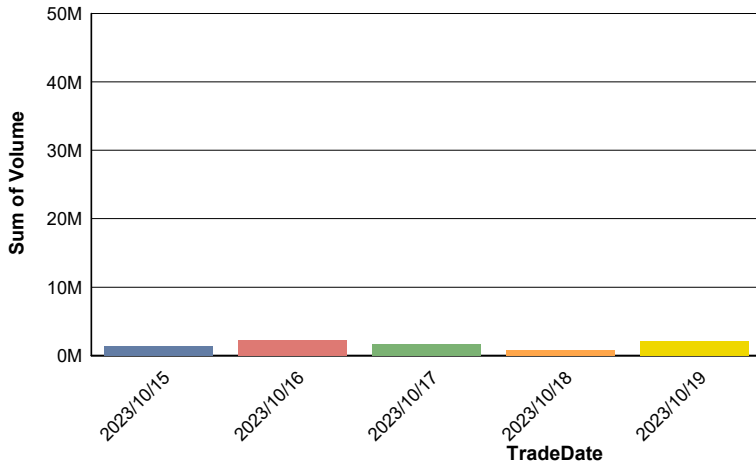
TOP TEN COMPANIES BY TURNOVER

Scrip ID	Scrip Name	Turnover (BDT)	Volume
18011	SEA PEARL BEACH RESORT & SPA LIMITED	199,444,519.70	1,033,235
26002	BANGLADESH SUBMARINE CABLE CO.	130,564,344.00	600,020
24007	DAFFODIL COMPUTERS LIMITED	36,290,190.00	394,446
11010	BD GENERAL INSURANCE COMPANY	33,612,449.00	600,211
32009	BRITISH AMERICAN TOBACCO BD CO	24,045,710.10	50,011
14017	FU-WANG FOODS LIMITED	17,723,944.90	557,386
20009	TITAS GAS TRANS.& DIST. CO LTD	15,398,850.00	376,500
13002	SQUARE PHARMACEUTICALS PLC	10,593,702.70	50,391
14022	FINE FOODS LIMITED	9,481,007.00	74,056
32003	BEXIMCO LIMITED	9,450,743.10	90,698

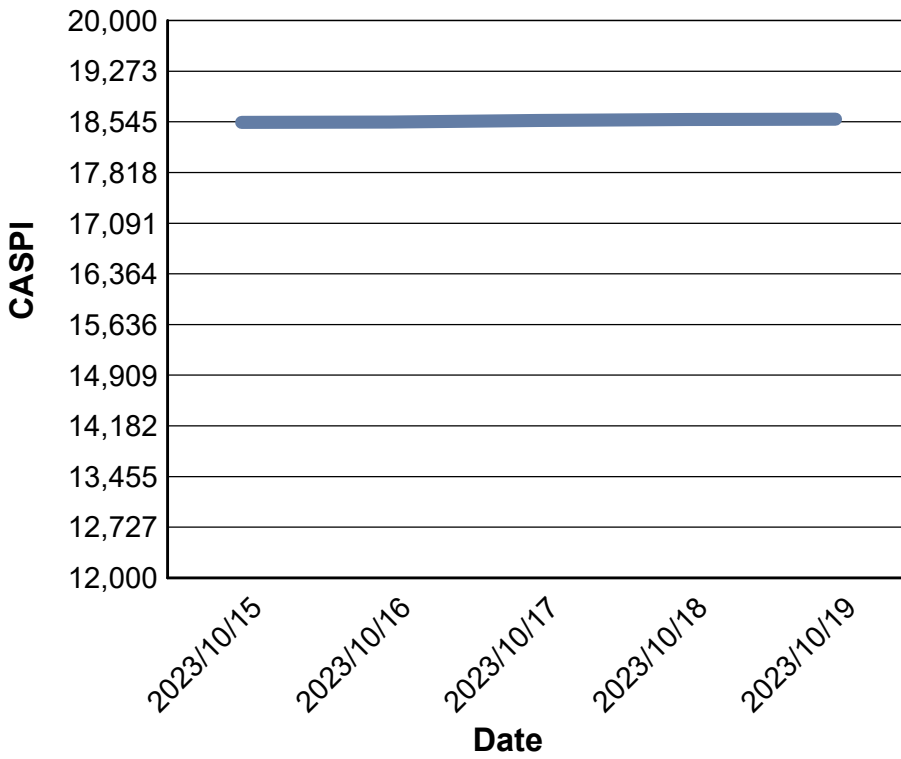
Data for Turnover Value



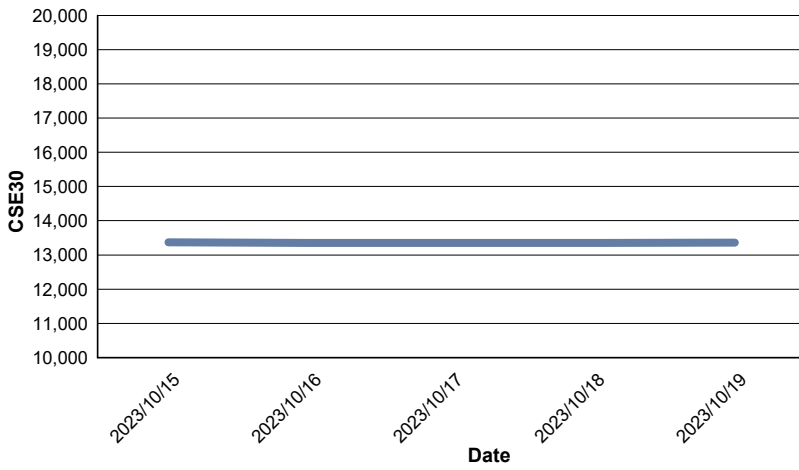
Data for Turnover Volume



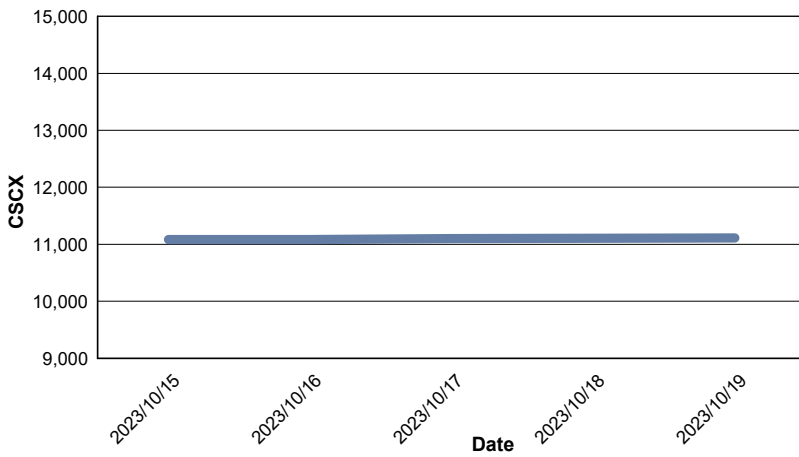
CASPI Index



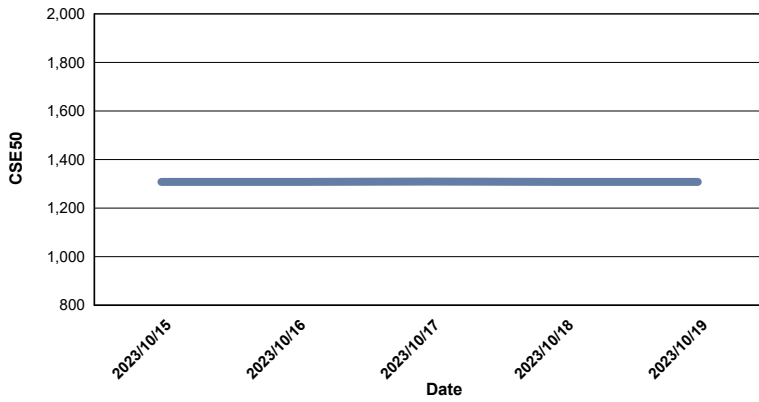
Index CSE30



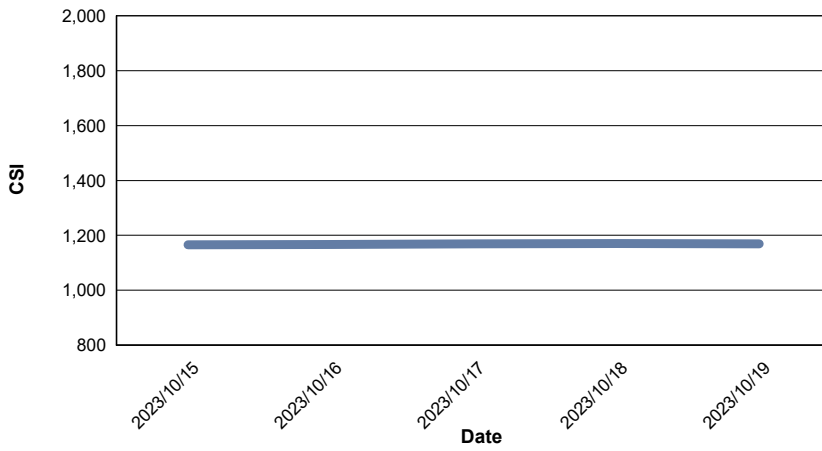
Index CSCX



Index CSE50



Index CSI



Index CSESMEX

