

Chittagong Stock Exchange

24-Feb-22

Weekly Market Summary

Week: 2022-02-20 to 2022-02-24 (Excluding February 21,2022 total 4 days)

Total Turnover (BDT) :	1,239,072,234.30
Volume of Share (Nos):	47,580,096.00
Total Contact(Nos)	73,763
Total Scrip Traded	339

CATEGORY WISE TURNOVER		
Group	Turnover Value(BDT)	% of Total
A	789,783,493.80	63.73
B	259,697,463.50	20.95
N	171,882,859.50	13.86
Z	17,708,417.50	1.43

MAJOR INDICES IN THE WEEK						
Date	CASPI	CSE30	CSCX	CSE50	CSI	CSESMEX
02/17/2022	20459.5620	14437.5550	12283.4575	1,511.09	1,279.26	658.01
02/24/2022	19991.5537	14147.8500	11999.2510	1,473.76	1,248.44	658.01
change in %	-2.2875	-2.0066	-2.3137	-2.47	-2.41	0.00

SCRIP PERFORMANCE IN THE WEEK	
Advanced	75
Declined	251
No Change	13
Total Traded Issues	339

TOP TEN GAINER COMPANIES BY CLOSING PRICE						
Scrip ID	Scrip Name	Category	Week		Closing	Turnover (BDT)
			Difference	Opening		
32007	IMAM BUTTON INDUSTRIES LTD	Z	27.00	27.40	34.80	116,214.10
15010	Crown Cement PLC	A	23.28	61.40	75.70	788,563.90
12059	DRAGON SWEATER & SPINNING LTD.	A	22.98	16.10	19.80	35,602,520.90
12004	APEX SPINNING & KNITTING MILLS	A	16.21	148.00	172.00	11,421,841.30
12061	PACIFIC DENIMS LIMITED	B	12.60	11.90	13.40	23,284,393.40
12032	TALLU SPINNING MILLS LIMITED	Z	11.76	10.20	11.40	1,392,380.70
24012	ADN TELECOM LIMITED	A	10.67	50.60	56.00	2,532,720.60
12055	ZAHEEN SPINNING LTD.	B	10.11	8.90	9.80	3,573,469.90
16014	KAY & QUE (BANGLADESH) LTD	B	8.48	271.00	294.00	2,058.00
12023	DELTA SPINNERS LIMITED	B	8.08	9.90	10.70	15,290,791.40

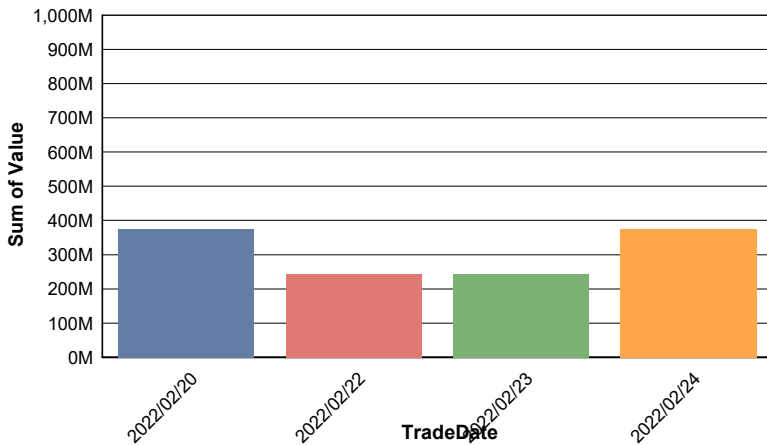
TOP TEN LOSER COMPANIES BY CLOSING PRICE

Scrip ID	Scrip Name	Category	Week Difference	Opening	Closing	Turnover (BDT)
24011	GENEX INFOSYS LIMITED	A	-13.15	158.10	137.30	1,168,705.30
32022	Yeakin Polymer Limited	B	-11.37	25.50	22.60	4,966,514.60
12064	QUEEN SOUTH TEXTILE MILLS LTD.	A	-11.03	28.10	25.00	5,678,032.60
11014	EASTERN INSURANCE COMPANY LTC	A	-10.28	94.30	84.60	1,308,976.40
32001	USMANIA GLASS SHEET FAC LTD	Z	-10.00	68.00	61.20	12,240.00
21051	CAPM IBBL ISLAMIC MUTUAL FUND	A	-9.52	16.80	15.20	18,270.40
14001	APEX FOODS LIMITED	A	-9.49	233.80	211.60	1,664,228.20
11035	ASIA INSURANCE LIMITED	A	-8.92	95.20	86.70	5,643,892.70
18004	SAMORITA HOSPITAL LIMITED	A	-8.90	107.80	98.20	1,056,598.10
32004	BD SHIPPING CORPORATION	A	-8.87	131.90	120.20	16,533,449.30

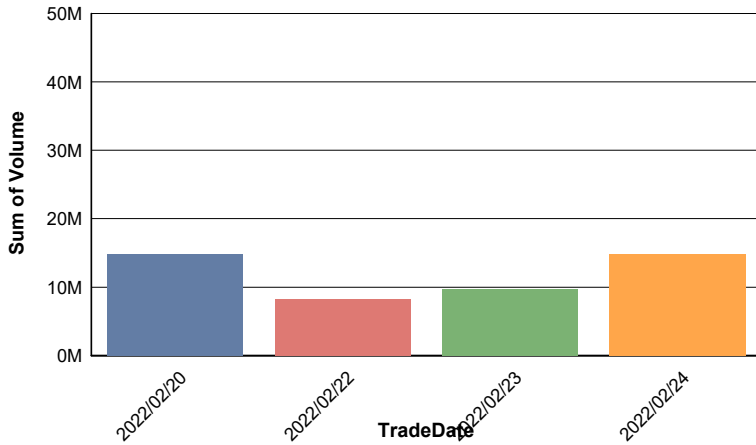
TOP TEN COMPANIES BY TURNOVER

Scrip ID	Scrip Name	Turnover (BDT)	Volume
22036	UNION BANK LIMITED	83,494,173.00	6,505,301
32009	BRITISH AMERICAN TOBACCO BD CO	67,271,061.30	109,287
32003	BEXIMCO LIMITED	39,125,197.40	261,949
12059	DRAGON SWEATER & SPINNING LTD.	35,602,520.90	1,922,384
18010	SAIF POWERTEC LIMITED	34,058,056.60	816,500
14023	RANGPUR DAIRY & FOOD PROD. LTD	32,568,866.70	543,466
13005	BEXIMCO PHARMACEUTICALS LTD	32,531,095.30	172,011
16022	BSRM STEELS LIMITED	31,287,315.30	407,141
21041	NCCBL MUTUAL FUND-1	30,884,187.50	3,431,536
11045	UNION INSURANCE COMPANY LTD.	27,020,702.80	510,217

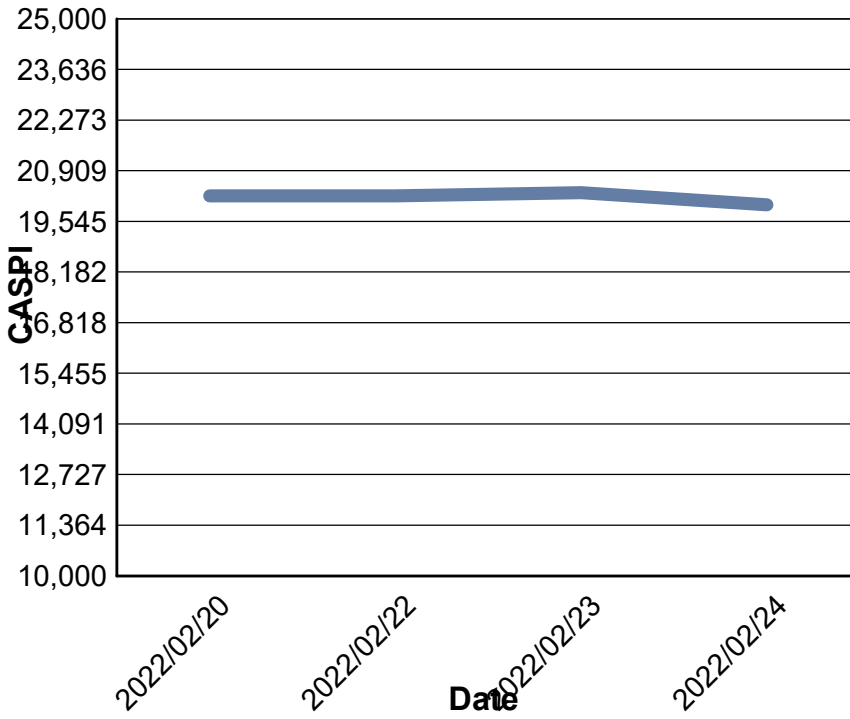
Data for Turnover Value



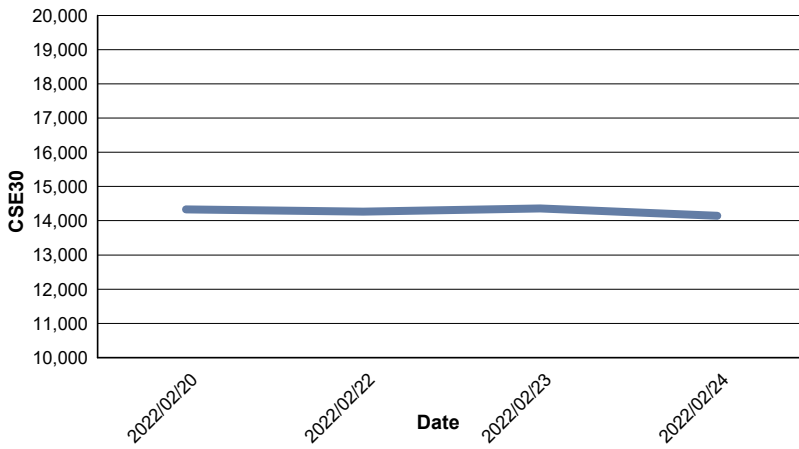
Data for Turnover Volume



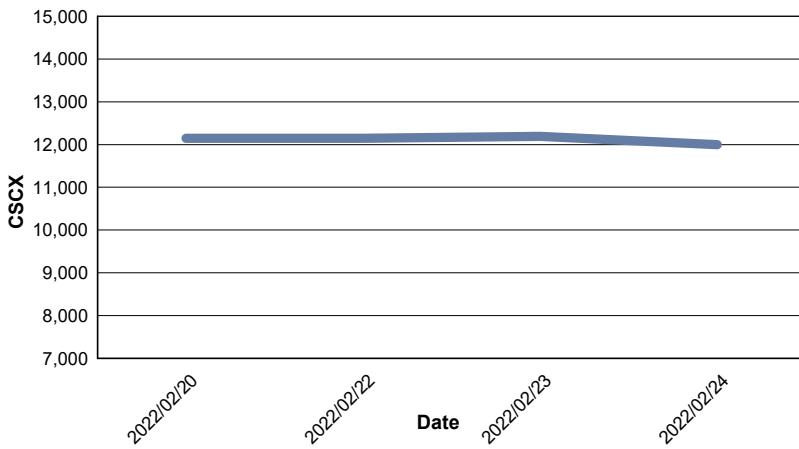
CASPI Index



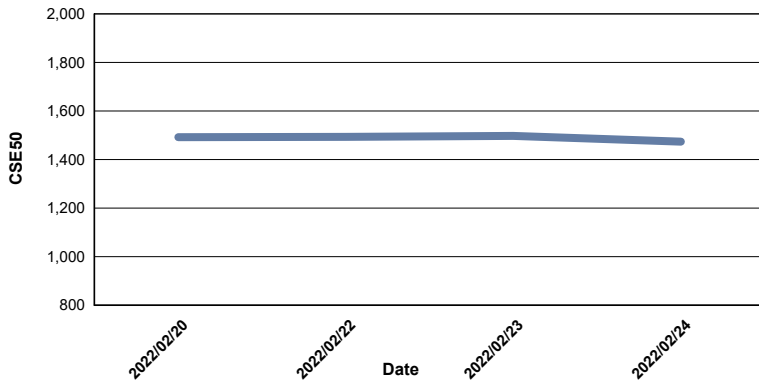
Index CSE30



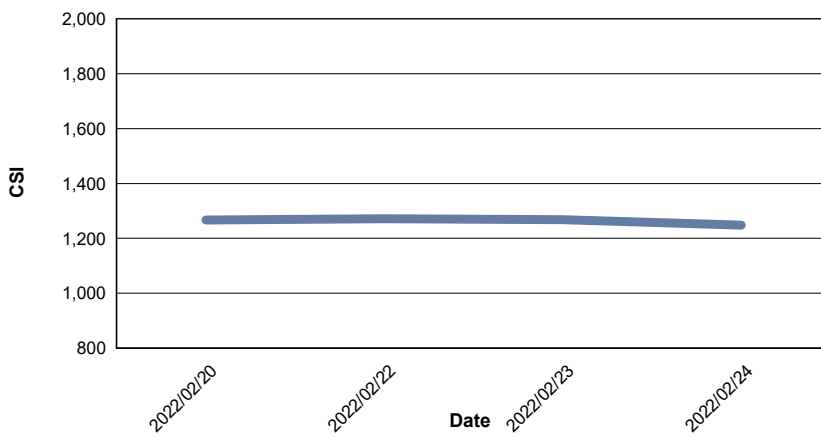
Index CSCX



Index CSE50



Index CSI



Index CSESSEX

