

# Chittagong Stock Exchange

16-Jul-20

## Weekly Market Summary

Week: 2020-07-12 to 2020-07-16 (5 days)

|                               |                |
|-------------------------------|----------------|
| <b>Total Turnover (BDT) :</b> | 648,874,091.90 |
| <b>Volume of Share (Nos):</b> | 24,969,909.00  |
| <b>Total Contact(Nos)</b>     | 16,558         |
| <b>Total Scrip Traded</b>     | 272            |

| CATEGORY WISE TURNOVER |                     |            |
|------------------------|---------------------|------------|
| Group                  | Turnover Value(BDT) | % of Total |
| A                      | 587,790,018.60      | 90.58      |
| B                      | 51,225,372.10       | 7.89       |
| N                      | 5,060,527.60        | 0.78       |
| Z                      | 4,798,173.60        | 0.74       |

| MAJOR INDICES IN THE WEEK |            |            |           |        |        |
|---------------------------|------------|------------|-----------|--------|--------|
| Date                      | CASPI      | CSE30      | CSCX      | CSE50  | CSI    |
| 07/09/2020                | 11536.9477 | 10030.3803 | 6989.2495 | 836.20 | 742.12 |
| 07/16/2020                | 11559.2471 | 10071.8547 | 7007.3583 | 835.99 | 748.61 |
| change in %               | 0.1933     | 0.4135     | 0.2591    | -0.02  | 0.87   |

| SCRIP PERFORMANCE IN THE WEEK |     |
|-------------------------------|-----|
| Advanced                      | 64  |
| Declined                      | 66  |
| No Change                     | 142 |
| Total Traded Issues           | 272 |

| TOP TEN GAINER COMPANIES BY CLOSING PRICE |                                |          |            |         |         |                |
|---|--------------------------------|----------|------------|---------|---------|----------------|
| Scrip ID                                  | Scrip Name                     | Category | Week       |         | Closing | Turnover (BDT) |
|   |                                |          | Difference | Opening |         |                |
| 32006                                     | GQ BALL PEN INDUSTRIES LIMITED | A        | 42.46      | 73.70   | 105.00  | 2,370,364.10   |
| 14022                                     | FINE FOODS LIMITED             | B        | 22.60      | 46.90   | 57.50   | 8,437,395.00   |
| 11014                                     | EASTERN INSURANCE COMPANY LTC  | A        | 20.11      | 36.30   | 43.60   | 735,882.00     |
| 11033                                     | REPUBLIC INSURANCE COMPANY LTI | A        | 18.09      | 19.90   | 23.50   | 640,263.00     |
| 20011                                     | BARAKA POWER LIMITED           | A        | 16.33      | 20.20   | 23.50   | 19,277,123.70  |
| 11024                                     | SONAR BANGLA INSURANCE LTD.    | A        | 14.02      | 33.50   | 38.20   | 716,274.10     |
| 11027                                     | PARAMOUNT INSURANCE CO. LTD    | B        | 12.94      | 64.10   | 72.40   | 563,044.40     |
| 22008                                     | ISLAMI BANK BANGLADESH LIMITED | A        | 12.57      | 17.50   | 19.70   | 5,448,201.10   |
| 16037                                     | NAHEE ALUMINUM COMPOSITE PANE  | A        | 10.35      | 48.30   | 53.30   | 1,890,341.60   |
| 11017                                     | PIONEER INSURANCE COMPANY LTD  | A        | 9.84       | 31.50   | 34.60   | 34.60          |

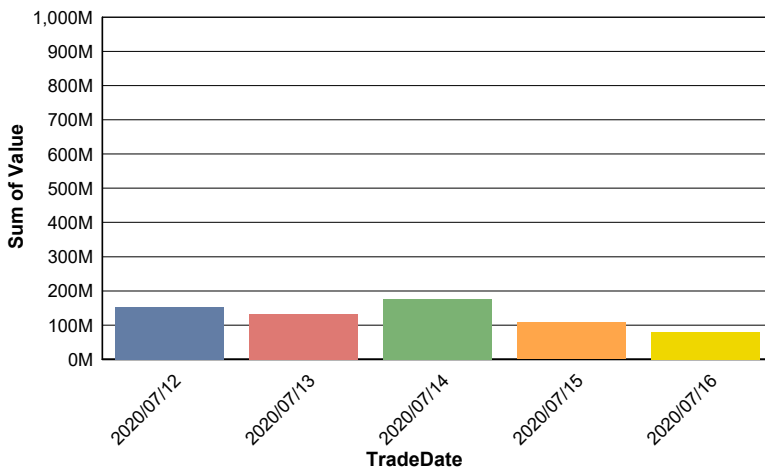
### TOP TEN LOSER COMPANIES BY CLOSING PRICE

| Scrip ID | Scrip Name                      | Category | Week Difference | Opening | Closing | Turnover (BDT) |
|----------|---------------------------------|----------|-----------------|---------|---------|----------------|
| 12037    | THE DACCA DYEING & MFC. CO. LT  | Z        | -17.77          | 4.50    | 3.70    | 37,461.70      |
| 12032    | TALLU SPINNING MILLS LIMITED    | Z        | -14.70          | 3.40    | 2.90    | 52,015.60      |
| 22007    | PUBALI BANK LIMITED             | A        | -12.86          | 24.10   | 21.00   | 1,032,895.30   |
| 16027    | APPOLLO ISPAT COMPLEX LTD.      | Z        | -12.12          | 3.30    | 2.90    | 388,399.00     |
| 21044    | ASIAN TIGER SANDHANI LIFE GROWT | A        | -11.39          | 7.90    | 7.00    | 95,375.60      |
| 25011    | BD INDUSTRIAL FINANCE CO. LTD   | Z        | -11.11          | 2.70    | 2.40    | 458.40         |
| 13007    | AMBEE PHARMACEUTICALS LIMITED   | A        | -9.14           | 470.00  | 427.00  | 854.00         |
| 21043    | EXIM BANK 1ST MUTUAL FUND       | A        | -8.88           | 4.50    | 4.10    | 19,734.20      |
| 25016    | PHOENIX FINANCE & INVESTMENTS   | A        | -8.84           | 22.60   | 20.60   | 556.20         |
| 21025    | PHOENIX FIN. 1ST MUTUAL FUND    | A        | -7.50           | 8.00    | 7.40    | 705,225.00     |

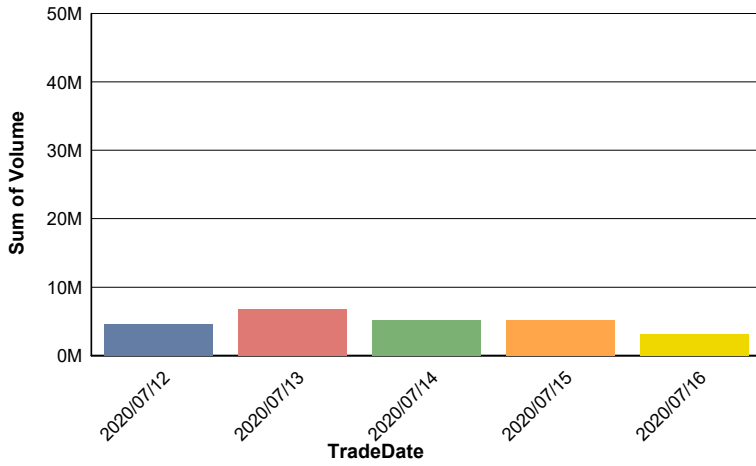
### TOP TEN COMPANIES BY TURNOVER

| Scrip ID | Scrip Name                        | Turnover (BDT) | Volume    |
|----------|-----------------------------------|----------------|-----------|
| 24011    | GENEX INFOSYS LIMITED             | 181,493,503.80 | 3,043,623 |
| 22028    | JAMUNA BANK LIMITED               | 38,375,541.30  | 2,232,665 |
| 15009    | LAFARGE HOLCIM BANGLADESH LIMITED | 36,184,392.00  | 945,142   |
| 13035    | SILCO PHARMACEUTICALS LIMITED     | 34,983,873.90  | 1,520,896 |
| 13002    | SQUARE PHARMACEUTICALS LIMITED    | 23,035,717.20  | 128,047   |
| 20011    | BARAKA POWER LIMITED              | 19,277,123.70  | 907,203   |
| 13005    | BEXIMCO PHARMACEUTICALS LTD       | 15,999,868.10  | 215,273   |
| 26001    | GRAMEENPHONE LIMITED              | 13,631,003.30  | 56,160    |
| 13034    | INDO-BANGLA PHARMACEUTICALS LTD.  | 13,015,010.30  | 594,343   |
| 32003    | BEXIMCO LIMITED                   | 10,763,665.10  | 819,860   |

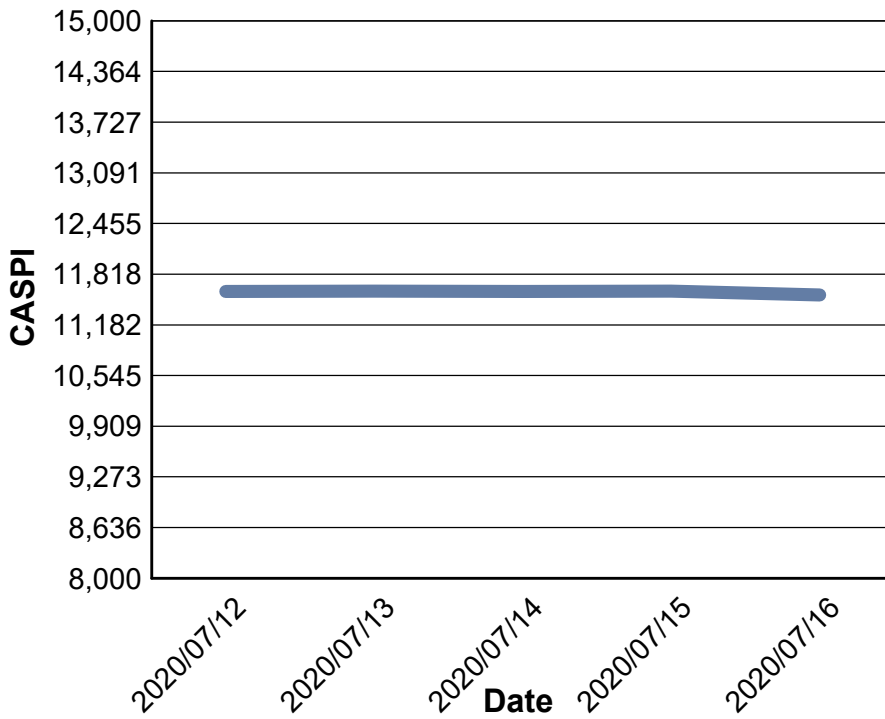
### Data for Turnover Value



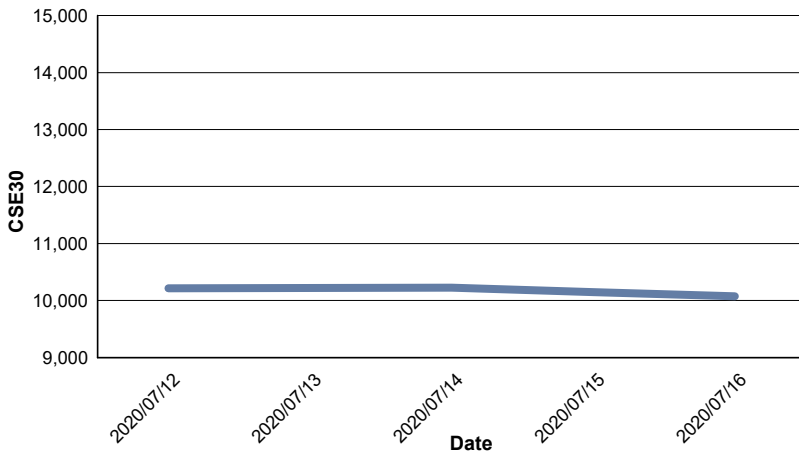
### Data for Turnover Volume



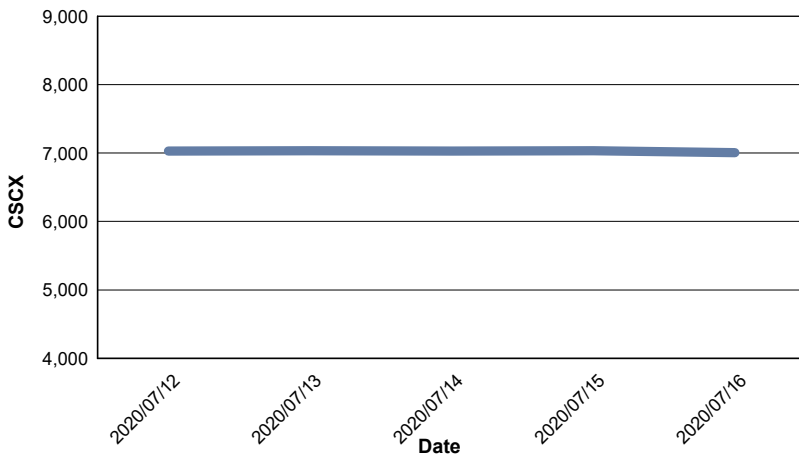
### CASPI Index



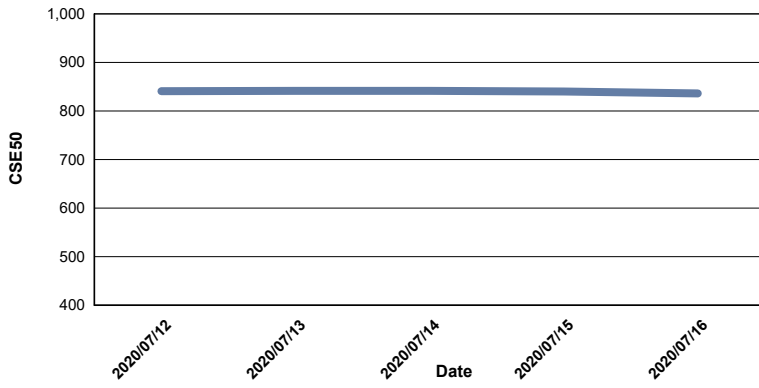
### Index CSE30



### Index CSCX



### Index CSE50



### Index CSI

