

Chittagong Stock Exchange

25-Jul-19

Weekly Market Summary

Week: 2019-07-21 to 2019-07-25 (5 days)

Total Turnover (BDT) :	961,826,531.50
Volume of Share (Nos):	40,308,126.00
Total Contact(Nos)	40,736
Total Scrip Traded	317

CATEGORY WISE TURNOVER		
Group	Turnover Value(BDT)	% of Total
A	761,746,752.00	79.18
B	71,878,788.70	7.47
N	120,630,134.00	12.54
Z	7,570,856.80	0.79

MAJOR INDICES IN THE WEEK					
Date	CASPI	CSE30	CSCX	CSE50	CSI
07/18/2019	15724.7133	13944.6342	9558.2961	1,158.43	1,023.50
07/25/2019	15713.7569	13843.6680	9551.5187	1,160.72	1,018.47
change in %	-0.0697	-0.7241	-0.0709	0.20	-0.49

SCRIP PERFORMANCE IN THE WEEK	
Advanced	127
Declined	167
No Change	23
Total Traded Issues	317

TOP TEN GAINER COMPANIES BY CLOSING PRICE						
Scrip ID	Scrip Name	Category	Week		Closing	Turnover (BDT)
			Difference	Opening		
21052	SEML FBLSL GROWTH FUND	A	58.76	21.10	33.50	3,350.00
21049	SEML IBBL SHARIAH FUND	A	58.65	10.40	16.50	1,814,043.00
21025	PHOENIX FIN. 1ST MUTUAL FUND	A	46.96	6.60	9.70	2,940,208.00
21046	VANGUARD AML BD FINANCE MUTUA	A	45.71	7.00	10.20	139,604.40
21022	PRIME BANK 1ST ICB AMCL MF	A	28.57	6.30	8.10	574,736.50
21048	CAPM BDBL MUTUAL FUND 01	A	25.27	9.10	11.40	408,193.00
21045	SEML LECTURE EQUITY MANAGEME	A	21.15	10.40	12.60	5,759,309.50
21050	ICB AMCL FIRST AGRANI BANK MUTU	A	20.00	7.00	8.40	730.10
21020	ICB EMPL PROV MF1 SCHM1	A	19.29	5.70	6.80	749,734.30
21028	GREEN DELTA MUTUAL FUND	A	19.17	7.30	8.70	2,692,441.10

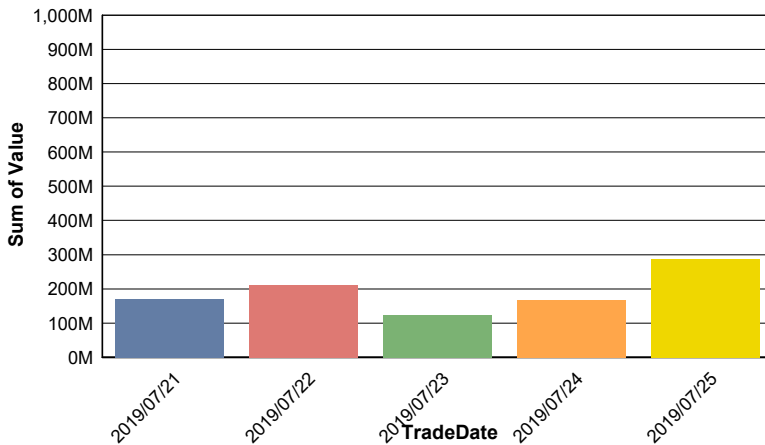
TOP TEN LOSER COMPANIES BY CLOSING PRICE

Scrip ID	Scrip Name	Category	Week Difference	Opening	Closing	Turnover (BDT)
25011	BD INDUSTRIAL FINANCE CO. LTD	Z	-22.58	3.10	2.40	39,511.60
25022	FAREAST FINANCE & INVESTMENT L	Z	-13.88	3.60	3.10	69,647.80
12023	DELTA SPINNERS LIMITED	Z	-12.24	4.90	4.30	200,434.00
19010	KHULNA PRINTING & PACKAGING LTC	Z	-12.12	13.20	11.60	30,478.10
15002	HEIDELBERG CEMENT BANGLADESH	A	-11.86	234.40	206.60	263,021.70
10008	PRAGATI LIFE INSURANCE LTD.	A	-11.11	130.50	116.00	131,600.00
18007	UNITED AIRWAYS (BD) LTD.	Z	-11.11	1.80	1.60	925,405.30
12033	MITHUN KNITTING AND DYEING	Z	-10.44	13.40	12.00	51,338.20
32007	IMAM BUTTON INDUSTRIES LTD	Z	-9.47	21.10	19.10	21,809.30
11022	ASIA PACIFIC GEN INS CO LTD	A	-9.09	27.50	25.00	1,440,653.50

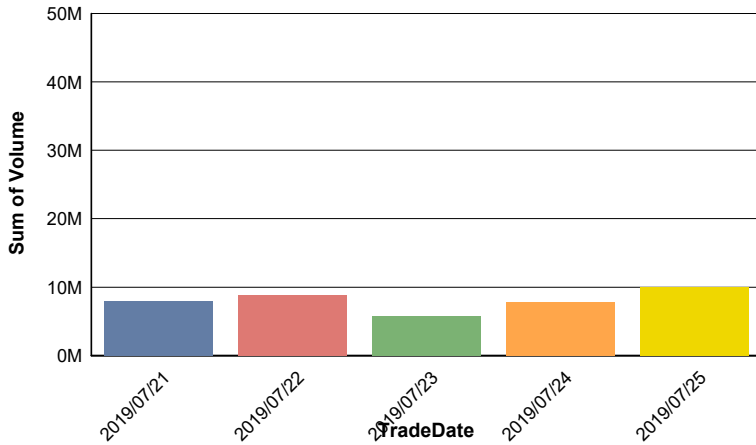
TOP TEN COMPANIES BY TURNOVER

Scrip ID	Scrip Name	Turnover (BDT)	Volume
16022	BSRM STEELS LIMITED	98,805,285.20	1,857,682
20019	Doreen Power Generations and Systems Limited	88,385,465.50	1,177,763
22029	BRAC BANK LIMITED	64,710,666.10	1,035,675
18011	SEA PEARL BEACH RESORT & SPA LIMITED	64,622,245.10	1,707,086
32003	BEXIMCO LIMITED	40,861,213.70	2,265,752
16039	RUNNER AUTOMOBILES LIMITED	16,549,433.40	182,042
13027	ORION PHARMA LIMITED	14,184,245.00	430,352
25010	LANKABANGLA FINANCE LIMITED	14,043,107.30	818,930
13035	SILCO PHARMACEUTICALS LIMITED	13,117,599.90	482,589
19011	BASHUNDHARA PAPER MILLS LTD.	12,001,013.50	187,248

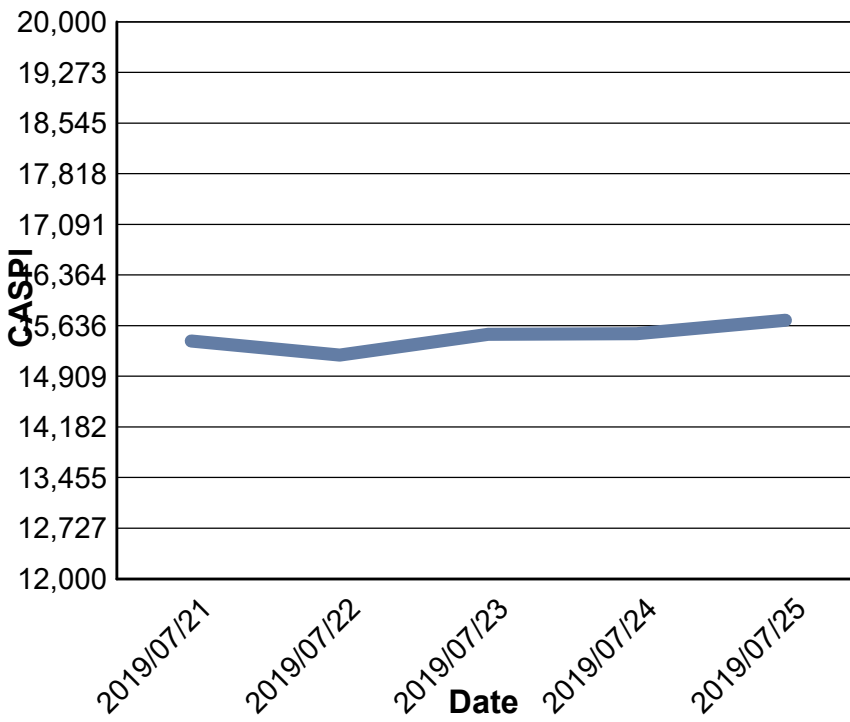
Data for Turnover Value



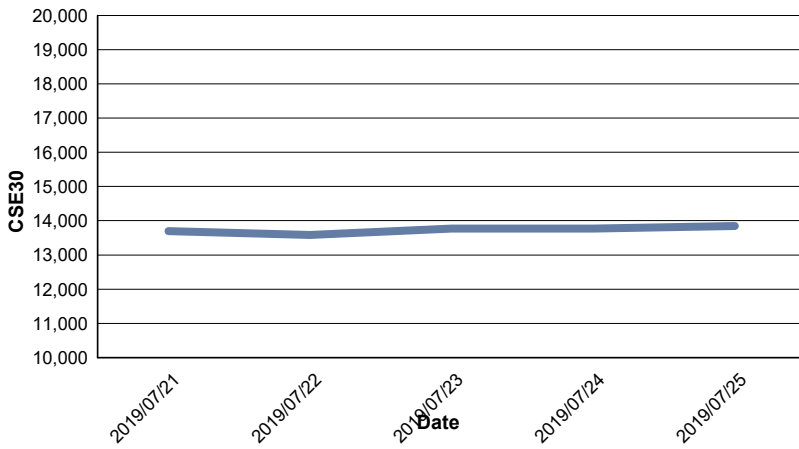
Data for Turnover Volume



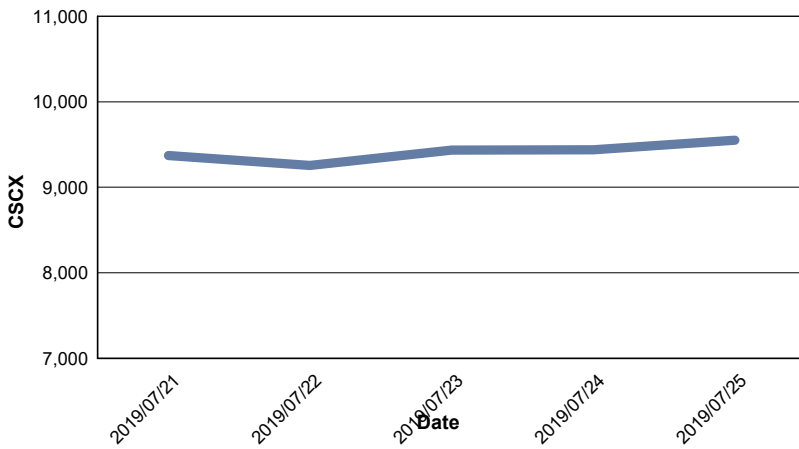
CASPI Index



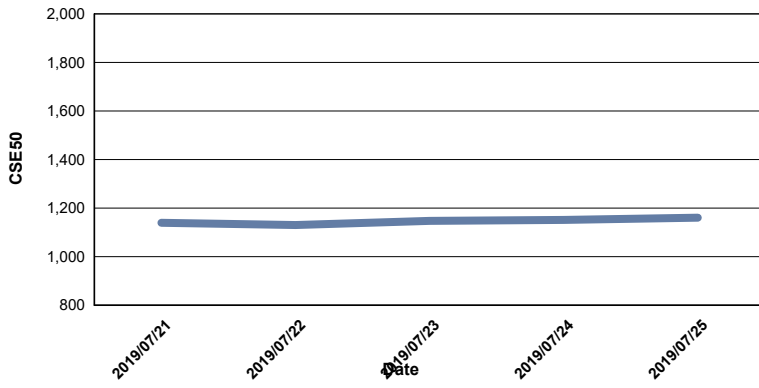
Index CSE30



Index CSCX



Index CSE50



Index CSI

