

Chittagong Stock Exchange

10-Mar-22

Weekly Market Summary

Week: 2022-03-06 to 2022-03-10 (5 days)

Total Turnover (BDT) :	1,129,775,027.90
Volume of Share (Nos):	52,012,908.00
Total Contact(Nos)	60,949
Total Scrip Traded	338

CATEGORY WISE TURNOVER		
Group	Turnover Value(BDT)	% of Total
A	664,258,666.80	58.78
B	262,231,530.60	23.20
N	188,579,238.50	16.68
Z	14,705,592.00	1.30

MAJOR INDICES IN THE WEEK						
Date	CASPI	CSE30	CSCX	CSE50	CSI	CSESMEX
03/03/2022	19572.0284	13913.8860	11746.3723	1,448.77	1,216.95	658.01
03/10/2022	19561.5633	13881.3049	11737.1556	1,443.06	1,219.49	636.54
change in %	-0.0535	-0.2342	-0.0785	-0.39	0.21	-3.26

SCRIP PERFORMANCE IN THE WEEK	
Advanced	201
Declined	116
No Change	21
Total Traded Issues	338

TOP TEN GAINER COMPANIES BY CLOSING PRICE							
Scrip ID	Scrip Name	Category	Week		Closing	Turnover (BDT)	
			Difference	Opening			
24004	BDCOM ONLINE LIMITED	A	40.00	24.00	33.60	8,179,654.60	
14029	BD THAI FOOD & BEVERAGE LIMITED	N	22.51	38.20	46.80	30,661,610.80	
24005	INTECH ONLINE LIMITED	B	18.08	27.10	32.00	2,884,921.80	
24006	AGNI SYSTEMS LIMITED	B	16.66	24.00	28.00	12,131,328.10	
24012	ADN TELECOM LIMITED	A	14.40	57.60	65.90	1,234,654.00	
12062	SHEPHERD INDUSTRIES LIMITED	B	12.82	27.30	30.80	127,005.00	
12064	QUEEN SOUTH TEXTILE MILLS LTD.	A	12.44	23.30	26.20	9,982,206.70	
12059	DRAGON SWEATER & SPINNING LTD.	A	12.16	18.90	21.20	13,545,717.30	
21017	PRIME FINANCE 1ST MUTUAL FUND	A	11.87	16.00	17.90	722,089.40	
24010	AAMRA NETWORKS LIMITED	A	11.40	41.20	45.90	2,700,108.20	

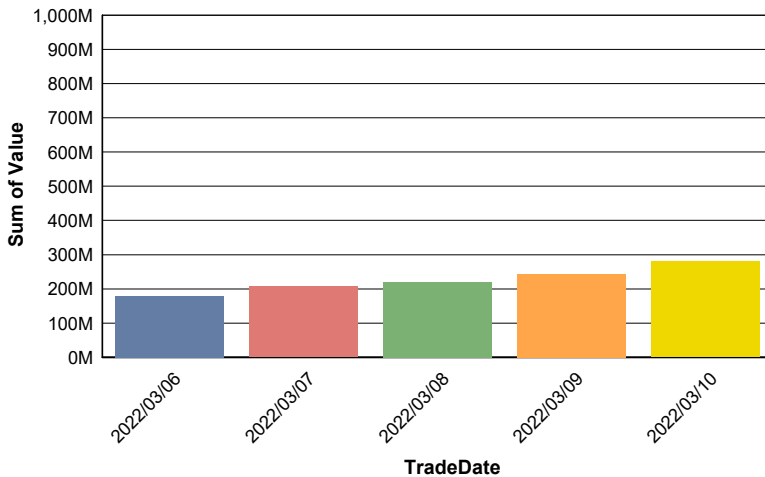
TOP TEN LOSER COMPANIES BY CLOSING PRICE

Scrip ID	Scrip Name	Category	Week Difference	Opening	Closing	Turnover (BDT)
16603	MOSTAFA METAL INDUSTRIES LTD.	N	-15.96	11.90	10.00	36,750.00
15005	ARAMIT CEMENT LIMITED	B	-12.71	40.90	35.70	4,174,787.90
16028	SHURWID INDUSTRIES LTD.	A	-8.53	21.10	19.30	1,364,008.70
11043	GLOBAL INSURANCE COMPANY LTD.	A	-8.43	51.00	46.70	32,550.00
14001	APEX FOODS LIMITED	A	-7.76	206.00	190.00	33,960.00
13015	WATA CHEMICALS LTD.	A	-7.61	283.60	262.00	46,850.00
25014	Bangladesh Finance Limited	A	-7.60	46.00	42.50	1,229,840.10
21046	VANGUARD AML BD FINANCE MUTUA	A	-7.59	7.90	7.30	66,913.50
11003	GREEN DELTA INSURANCE COMPANY	A	-7.22	90.00	83.50	178,736.00
25022	FAREAST FINANCE & INVESTMENT L	Z	-7.01	5.70	5.30	44,108.40

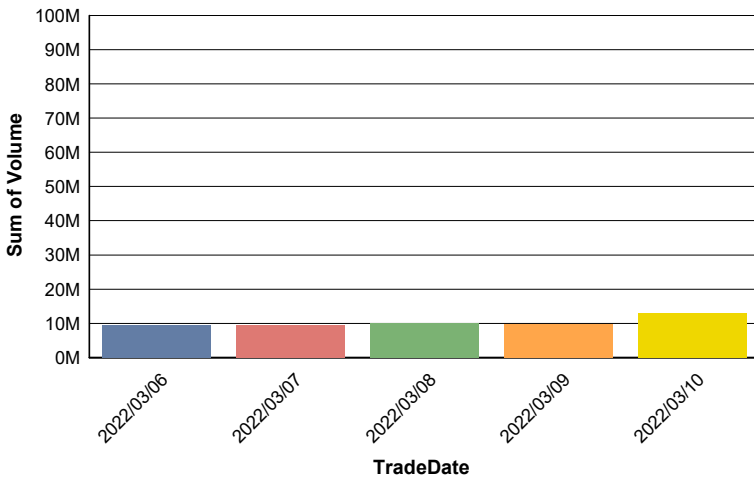
TOP TEN COMPANIES BY TURNOVER

Scrip ID	Scrip Name	Turnover (BDT)	Volume
22036	UNION BANK LIMITED	69,454,869.30	5,619,415
32009	BRITISH AMERICAN TOBACCO BD CO	51,372,195.80	89,000
13017	KEYA COSMETICS LIMITED	47,746,798.90	6,228,117
25010	LANKABANGLA FINANCE LIMITED	39,350,102.30	1,199,821
26003	ROBI AXIATA LIMITED	38,383,194.20	1,068,232
18010	SAIF POWERTEC LIMITED	35,955,071.30	908,426
32003	BEXIMCO LIMITED	32,623,295.00	218,160
11045	UNION INSURANCE COMPANY LTD.	31,542,383.70	689,478
14029	BD THAI FOOD & BEVERAGE LIMITED	30,661,610.80	709,310
20014	GBB POWER LIMITED	26,627,207.70	792,951

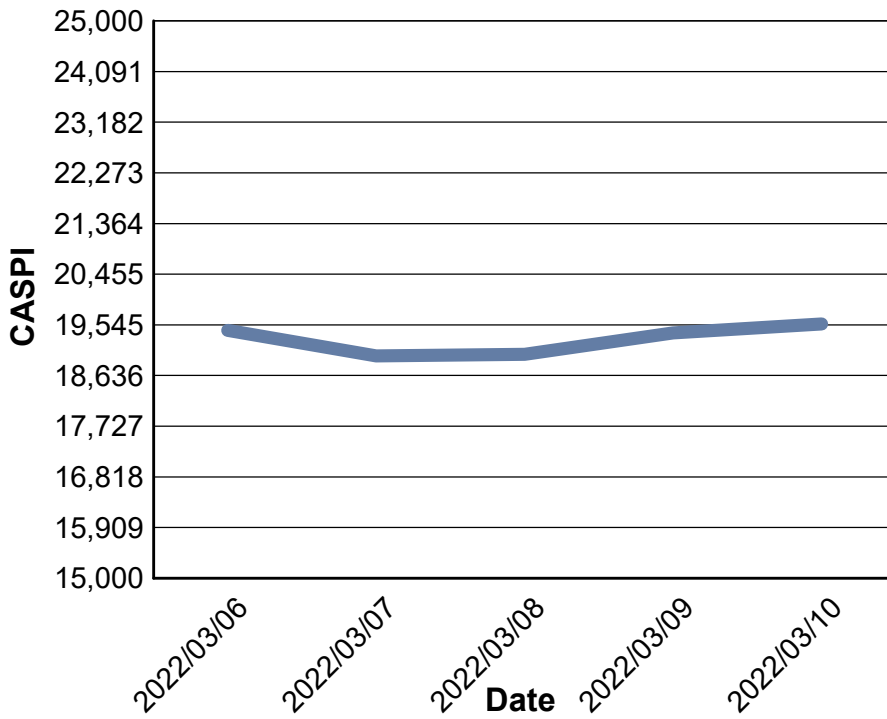
Data for Turnover Value



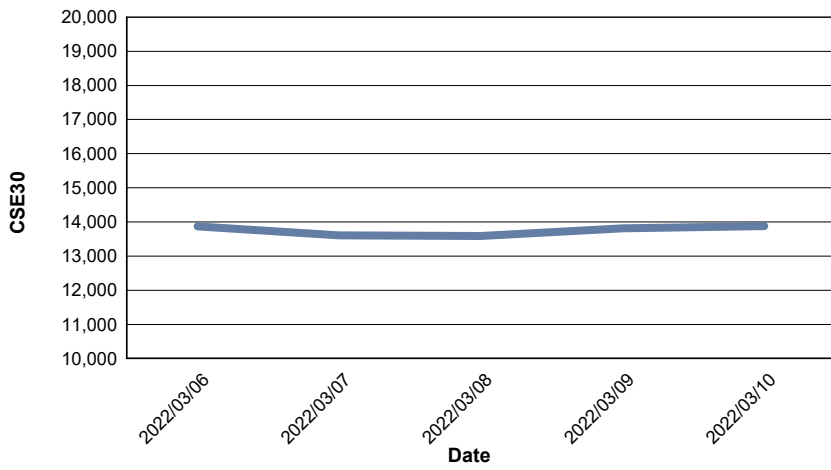
Data for Turnover Volume



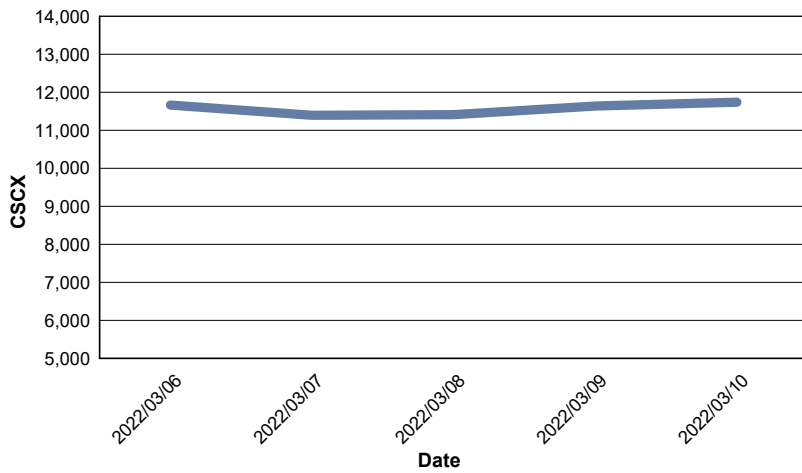
CASPI Index



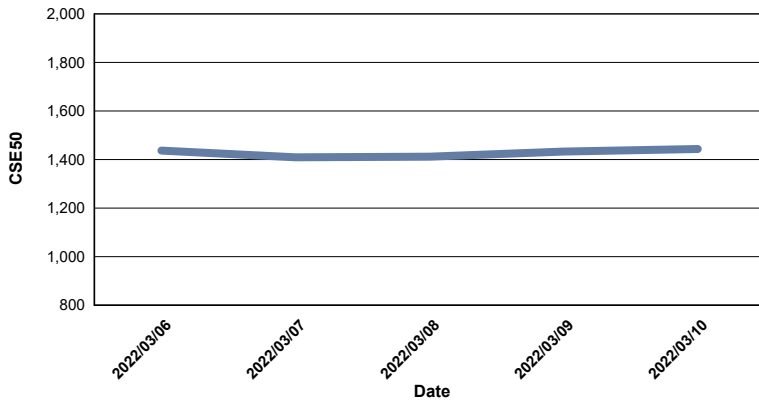
Index CSE30



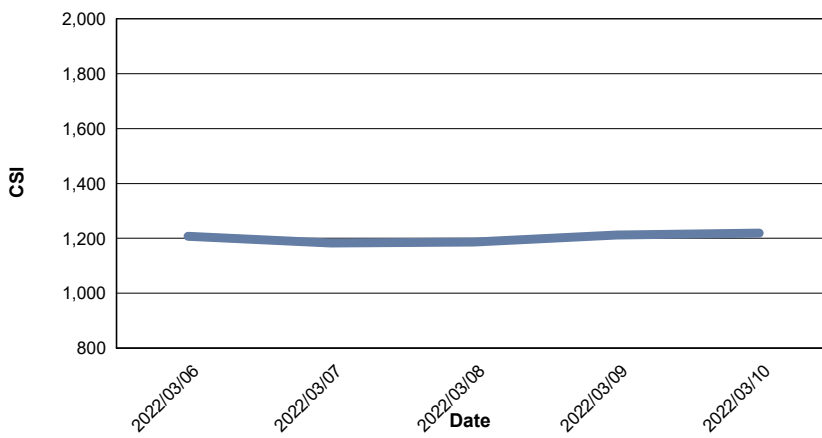
Index CSCX



Index CSE50



Index CSI



Index CSESMEX

