

Chittagong Stock Exchange

30-Jul-20

Weekly Market Summary

Week: 2020-07-26 to 2020-07-30 (5 days)

Total Turnover (BDT) :	506,680,724.40
Volume of Share (Nos):	17,899,245.00
Total Contact(Nos)	17,837
Total Scrip Traded	297

CATEGORY WISE TURNOVER		
Group	Turnover Value(BDT)	% of Total
A	344,746,991.50	68.03
B	125,012,628.50	24.67
N	19,902,693.70	3.93
Z	17,018,410.70	3.36

MAJOR INDICES IN THE WEEK					
Date	CASPI	CSE30	CSCX	CSE50	CSI
07/23/2020	11622.2325	10050.8896	7044.6466	837.33	751.66
07/30/2020	11957.0600	10389.2933	7250.1518	857.82	777.29
change in %	2.8809	3.3669	2.9172	2.45	3.41

SCRIP PERFORMANCE IN THE WEEK	
Advanced	150
Declined	30
No Change	117
Total Traded Issues	297

TOP TEN GAINER COMPANIES BY CLOSING PRICE						
Scrip ID	Scrip Name	Category	Week Difference	Opening	Closing	Turnover (BDT)
11011	PRAGATI INSURANCE LIMITED	A	47.72	35.20	52.00	211,976.40
11027	PARAMOUNT INSURANCE CO. LTD	B	34.43	69.70	93.70	463,316.10
11014	EASTERN INSURANCE COMPANY LTC	A	34.42	52.00	69.90	12,988,705.80
11007	FEDERAL INSURANCE COMPANY LTD	B	27.35	11.70	14.90	6,963,957.30
11017	PIONEER INSURANCE COMPANY LTD	A	27.22	41.50	52.80	1,065,255.20
24006	AGNI SYSTEMS LIMITED	B	26.81	13.80	17.50	3,105,471.20
32006	GQ BALL PEN INDUSTRIES LIMITED	A	26.58	102.70	130.00	1,824,735.10
10003	SANDHANI LIFE INSURANCE CO.LTD	A	22.95	19.60	24.10	248,176.50
11028	CITY GENERAL INSURANCE CO. LTD	B	21.98	14.10	17.20	1,560,317.10
11021	NITOL INSURANCE COMPANY LTD	A	21.45	24.70	30.00	96,988.90

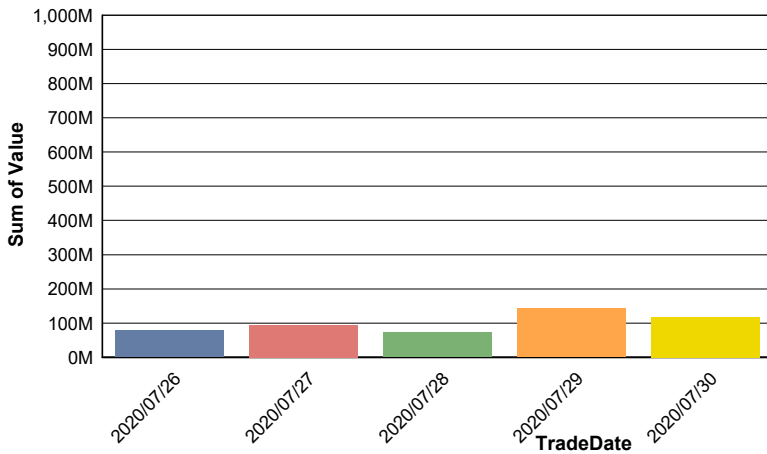
TOP TEN LOSER COMPANIES BY CLOSING PRICE

Scrip ID	Scrip Name	Category	Week Difference	Opening	Closing	Turnover (BDT)
12032	TALLU SPINNING MILLS LIMITED	Z	-12.12	3.30	2.90	45,280.00
12035	METRO SPINNING LIMITED	B	-8.42	9.50	8.70	309,145.00
13007	AMBEE PHARMACEUTICALS LIMITED	A	-6.65	452.10	422.00	3,844.70
16014	KAY & QUE (BANGLADESH) LTD	B	-5.53	227.60	215.00	129,741.40
12031	SAFKO SPINNING MILLS LTD	Z	-5.50	10.90	10.30	28,527.30
12045	FAMILYTEX (BD) LTD.	Z	-5.26	1.90	1.80	221,391.40
13006	RECKITT BENCKISER (BD) LIMITED	A	-4.05	3,700.00	3,550.00	83,318.00
10002	NATIONAL LIFE INSURANCE CO.LTD	A	-3.66	259.50	250.00	50,000.00
22027	SOCIAL ISLAMI BANK LIMITED	A	-3.36	11.90	11.50	226,288.00
14025	GOLDEN HARVEST AGRO INDS LTD.	A	-3.35	17.90	17.30	3,457,665.80

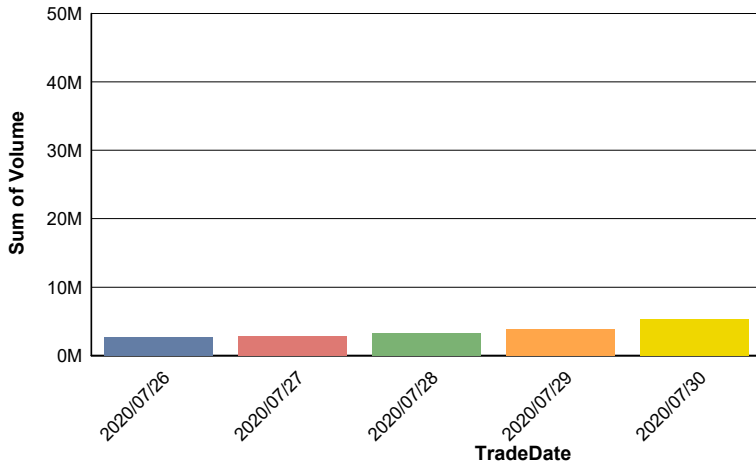
TOP TEN COMPANIES BY TURNOVER

Scrip ID	Scrip Name	Turnover (BDT)	Volume
13023	BEACON Pharmaceuticals Ltd.	77,091,550.20	1,031,489
13002	SQUARE PHARMACEUTICALS LIMITED	21,598,749.30	120,167
20004	SUMMIT POWER LIMITED	19,783,763.70	582,515
13005	BEXIMCO PHARMACEUTICALS LTD	18,202,914.30	231,939
24012	ADN TELECOM LIMITED	17,826,005.70	479,846
24011	GENEX INFOSYS LIMITED	15,781,428.80	268,128
20010	KHULNA POWER COMPANY LIMITED	15,425,400.10	333,133
19003	SONALI PAPER & BOARD MILLS LIMITED	13,462,000.00	43,000
11014	EASTERN INSURANCE COMPANY LTD	12,988,705.80	198,413
32003	BEXIMCO LIMITED	12,786,219.40	969,993

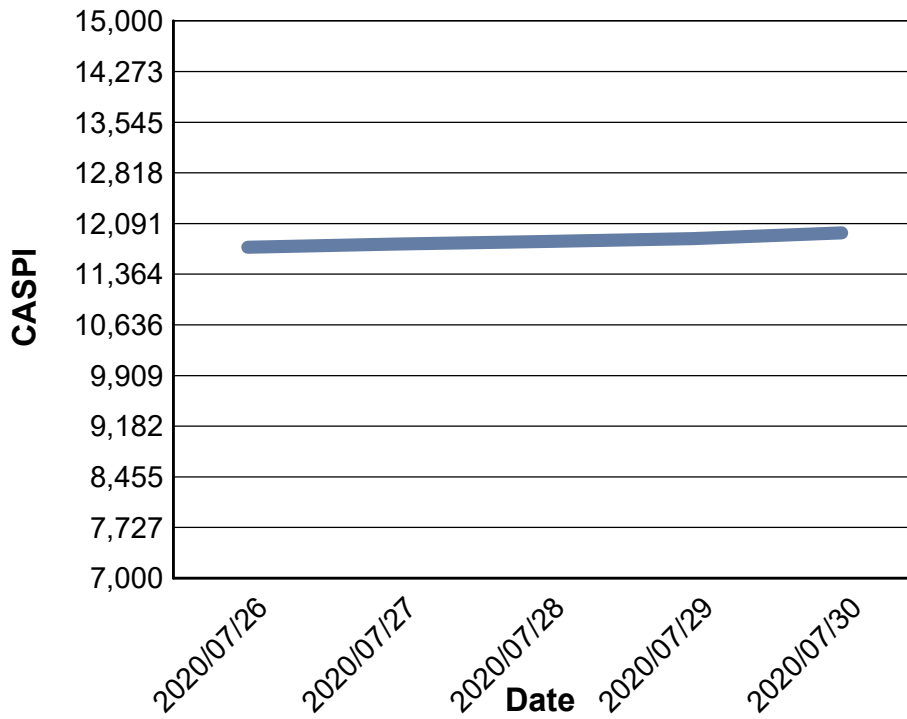
Data for Turnover Value



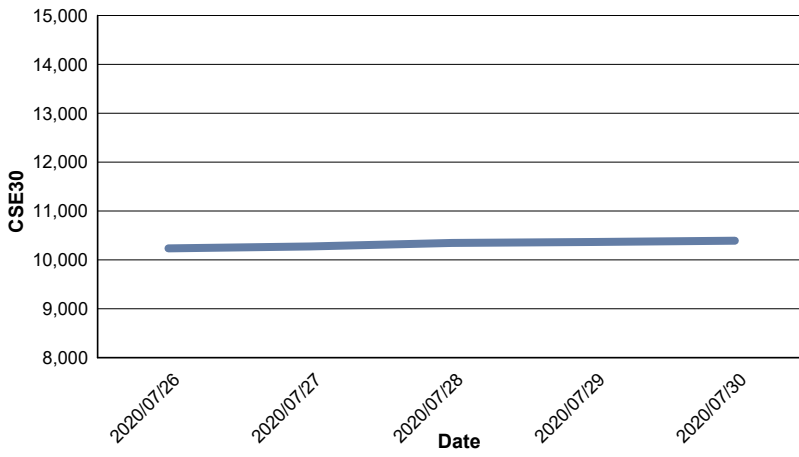
Data for Turnover Volume



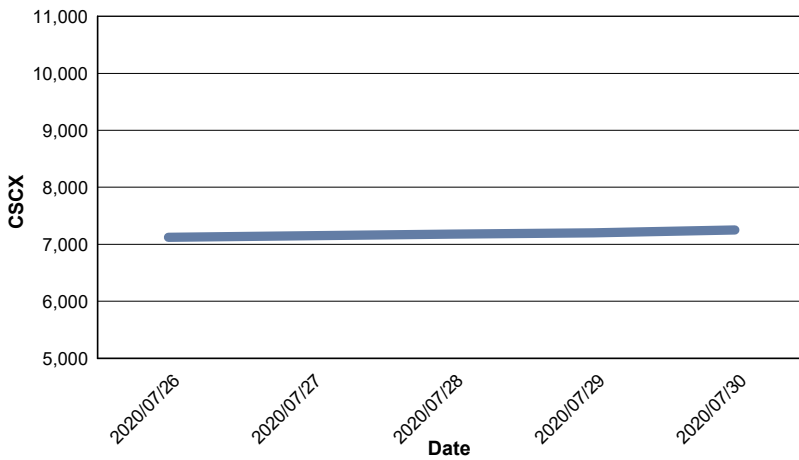
CASPI Index



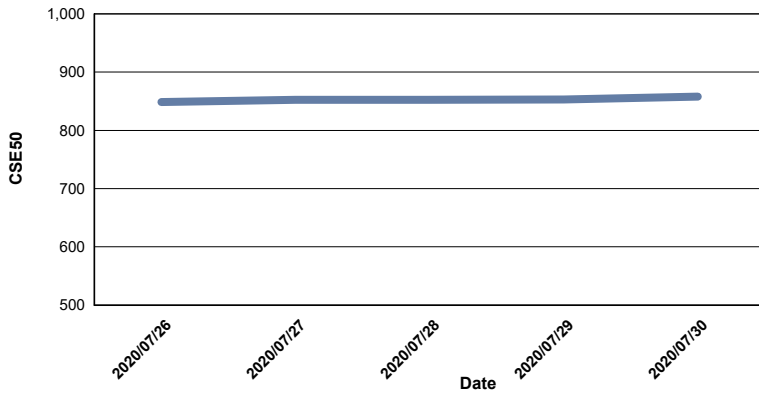
Index CSE30



Index CSCX



Index CSE50



Index CSI

