

Chittagong Stock Exchange

22-Jun-23

Weekly Market Summary

Week: 2023-06-18 to 2023-06-22 (5 days)

Total Turnover (BDT) :	8,982,633,598.80
Volume of Share (Nos):	211,010,738.00
Total Contact(Nos)	26,684
Total Scrip Traded	311

CATEGORY WISE TURNOVER		
Group	Turnover Value(BDT)	% of Total
A	8,543,699,129.80	95.11
B	293,837,487.70	3.27
N	62,149,917.90	0.69
Z	82,947,063.40	0.92

MAJOR INDICES IN THE WEEK						
Date	CASPI	CSE30	CSCX	CSE50	CSI	CSESMEX
06/15/2023	18560.7384	13370.0289	11102.2421	1,309.38	1,163.77	1,711.50
06/22/2023	18657.3458	13390.7992	11154.5741	1,312.00	1,172.22	1,703.70
change in %	0.5205	0.1553	0.4714	0.20	0.73	-0.46

SCRIP PERFORMANCE IN THE WEEK	
Advanced	115
Declined	36
No Change	160
Total Traded Issues	311

TOP TEN GAINER COMPANIES BY CLOSING PRICE							
Scrip ID	Scrip Name	Category	Week Difference	Week		Closing	Turnover (BDT)
				Opening	Closing		
32605	HIMADRI LIMITED	N	60.98	311.90	502.10	2,093.90	
32019	KHAN BROTHERS PP WOVEN BAG IN	B	29.53	14.90	19.30	32,330,061.30	
16033	OLYMPIC ACCESSORIES LTD.	B	27.36	9.50	12.10	19,765,675.50	
13028	CENTRAL PHARMACEUTICALS LTD.	B	16.07	11.20	13.00	13,569,351.10	
25013	UNION CAPITAL LIMITED	B	13.92	7.90	9.00	1,697,509.10	
11046	MEGHNA INSURANCE COMPANY LTD.	B	13.39	41.80	47.40	5,208,937.80	
14027	EMERALD OIL INDUSTRIES LIMITED	Z	12.90	122.40	138.20	80,112,209.00	
32007	IMAM BUTTON INDUSTRIES LTD	Z	12.87	116.50	131.50	334,190.00	
11047	ISLAMI COMMERCIAL INSURANCE CC	N	12.30	31.70	35.60	3,119,093.30	
19010	KHULNA PRINTING & PACKAGING LTC	B	12.29	12.20	13.70	6,198,921.10	

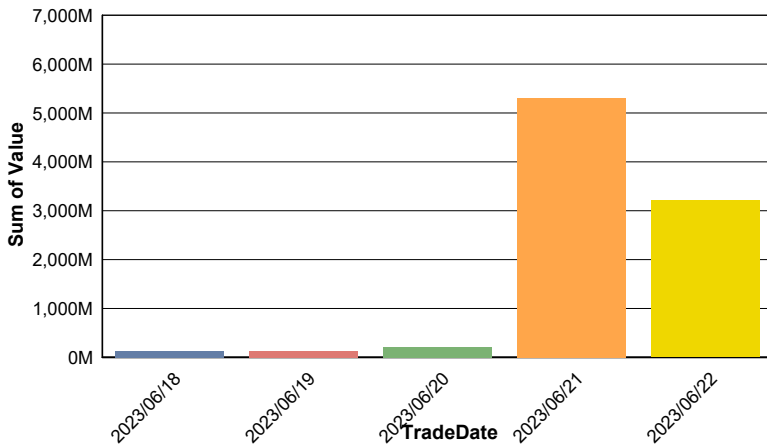
TOP TEN LOSER COMPANIES BY CLOSING PRICE

Scrip ID	Scrip Name	Category	Week Difference	Opening	Closing	Turnover (BDT)
13603	BD PAINTS LIMITED	N	-17.59	21.60	17.80	240,719.50
17007	SAMATA LEATHER COMPLEX LTD	B	-8.12	76.30	70.10	248,966.00
12012	ALIF INDUSTRIS LIMITED	A	-5.94	80.80	76.00	1,830,260.00
13007	AMBEE PHARMACEUTICALS LIMITED	A	-5.94	521.10	490.10	1,960.40
17001	APEX TANNERY LIMITED	A	-5.14	124.40	118.00	760,012.00
17008	LEGACY FOOTWEAR LIMITED	B	-3.57	112.00	108.00	965,284.60
16036	OIMEX ELECTRODE LIMITED	B	-3.40	26.40	25.50	470,058.40
18004	SAMORITA HOSPITAL LIMITED	A	-2.79	75.20	73.10	228,660.90
11013	PHOENIX INSURANCE COMPANY LTD	A	-2.46	36.50	35.60	9,967.00
20012	MJL BANGLADESH PLC	A	-2.38	88.00	85.90	127,421.50

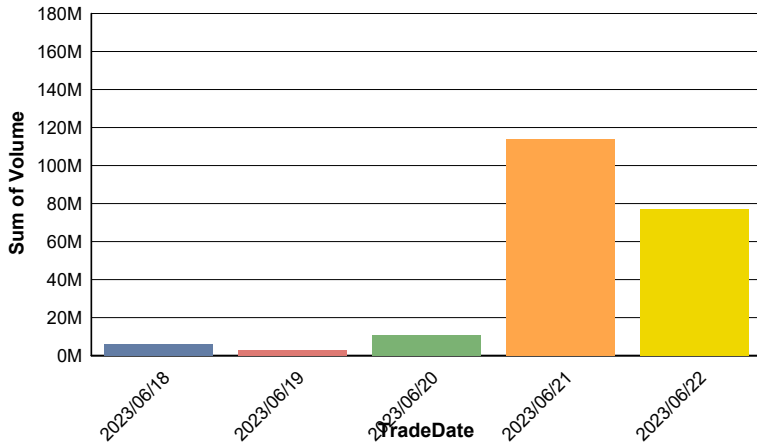
TOP TEN COMPANIES BY TURNOVER

Scrip ID	Scrip Name	Turnover (BDT)	Volume
20013	LINDE BANGLADESH LIMITED	1,956,801,280.50	1,400,015
22022	BANK ASIA LIMITED	1,235,057,152.50	61,110,105
26002	BANGLADESH SUBMARINE CABLE CO.	1,171,226,640.80	5,350,514
13020	BERGER PAINTS BANGLADESH LTD	789,937,120.00	440,076
22016	N C C BANK LIMITED	610,420,251.80	46,346,782
32009	BRITISH AMERICAN TOBACCO BD CO	470,932,973.30	908,093
22024	UTTARA BANK LIMITED	440,450,999.30	20,020,434
12043	ENVOY TEXTILES LIMITED	364,370,000.00	8,300,000
18010	SAIF POWERTEC LIMITED	357,485,465.00	12,036,425
13013	THE IBN SINA PHARMACEUTICALS PLC	223,718,528.40	780,606

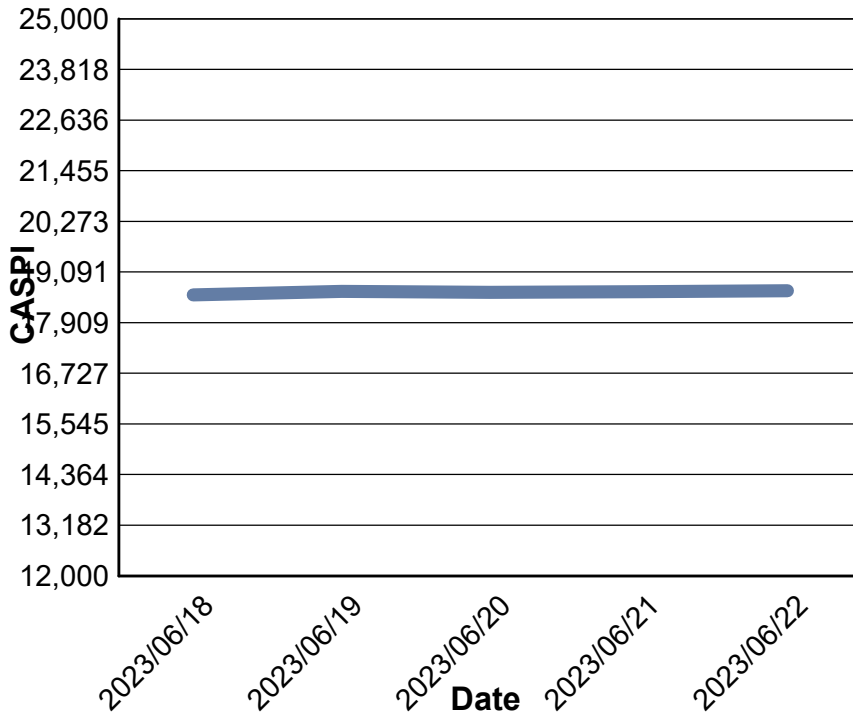
Data for Turnover Value



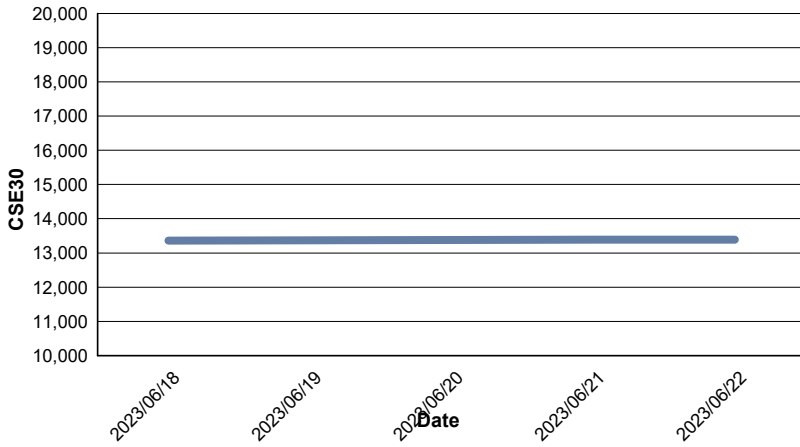
Data for Turnover Volume



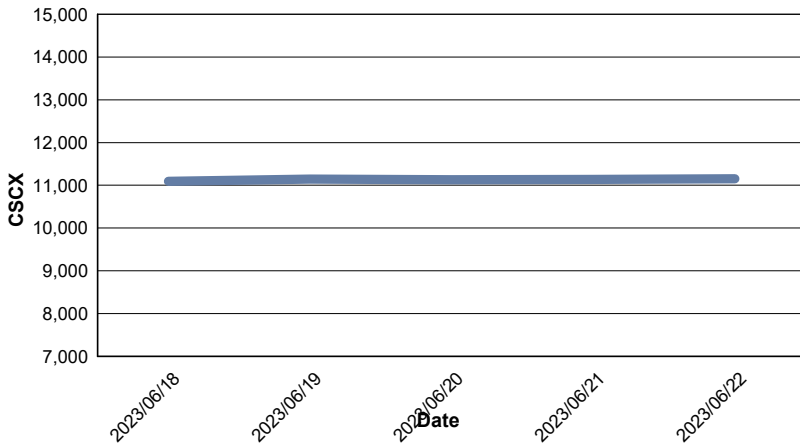
CASPI Index



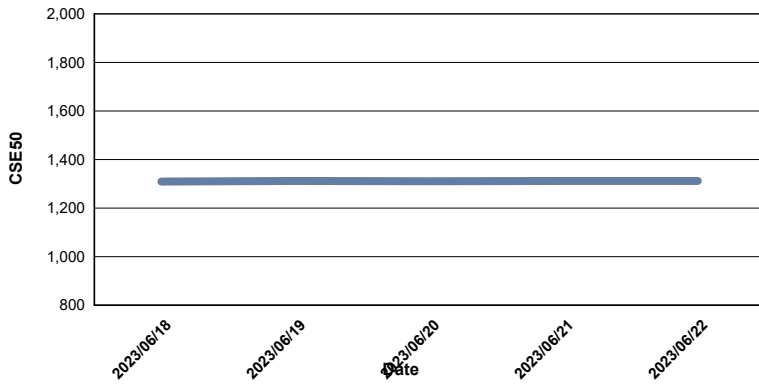
Index CSE30



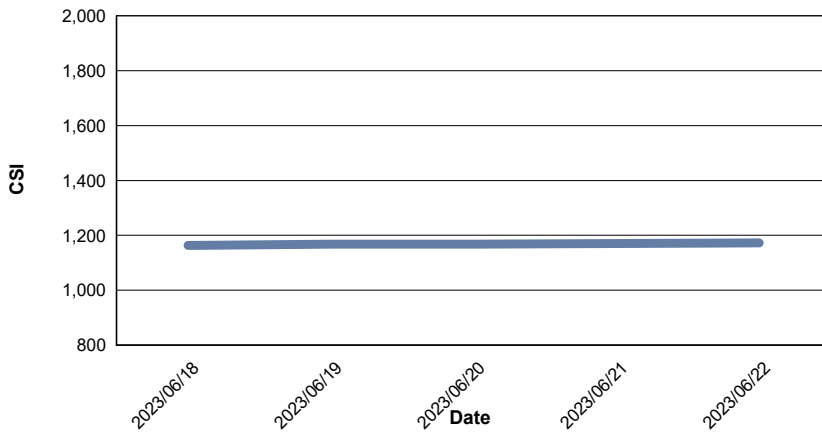
Index CSCX



Index CSE50



Index CSI



Index CSESMEX

