

Chittagong Stock Exchange

25-Jul-24

Weekly Market Summary

Week: 2024-07-24 to 2024-07-25 (Total 2 Days)

Total Turnover (BDT) :	60,611,970.60
Volume of Share (Nos):	2,542,577.00
Total Contact(Nos)	2,684
Total Scrip Traded	215

CATEGORY WISE TURNOVER		
Group	Turnover Value(BDT)	% of Total
A	39,234,501.90	64.73
B	17,320,005.00	28.57
N	3,386,036.90	5.59
Z	671,426.80	1.11

MAJOR INDICES IN THE WEEK						
Date	CASPI	CSE30	CSCX	CSE50	CSI	CSESMEX
07/18/2024	15566.5873	12193.1563	9371.1591	1,109.71	1,013.38	3,071.81
07/25/2024	15415.3718	12079.1473	9285.5989	1,102.82	1,002.81	3,071.81
change in %	-0.9714	-0.9350	-0.9130	-0.62	-1.04	0.00

SCRIP PERFORMANCE IN THE WEEK	
Advanced	41
Declined	148
No Change	26
Total Traded Issues	215

TOP TEN GAINER COMPANIES BY CLOSING PRICE						
Scrip ID	Scrip Name	Category	Week		Turnover (BDT)	
			Difference	Opening	Closing	
13012	LIBRA INFUSIONS LIMITED	B	34.38	669.70	900.00	30,600.00
13040	TECHNO DRUGS LIMITED	N	20.85	35.00	42.30	4,987.60
16016	RANGPUR FOUNDRY LTD	A	10.00	164.00	180.40	699,460.00
23003	STANDARD CERAMIC INDS LIMITED	Z	9.97	93.20	102.50	307.50
24006	AGNI SYSTEMS LIMITED	B	9.83	29.50	32.40	2,223,571.80
18004	SAMORITA HOSPITAL LIMITED	A	6.69	71.70	76.50	76,629.00
11040	EXPRESS INSURANCE LIMITED	B	5.94	43.70	46.30	122,270.60
20021	ASSOCIATED OXYGEN LIMITED	A	5.69	19.30	20.40	28,680.00
22038	MIDLAND BANK LIMITED	B	4.93	22.30	23.40	83,580.00
22039	NRB BANK LIMITED	N	4.06	12.30	12.80	1,180,074.00

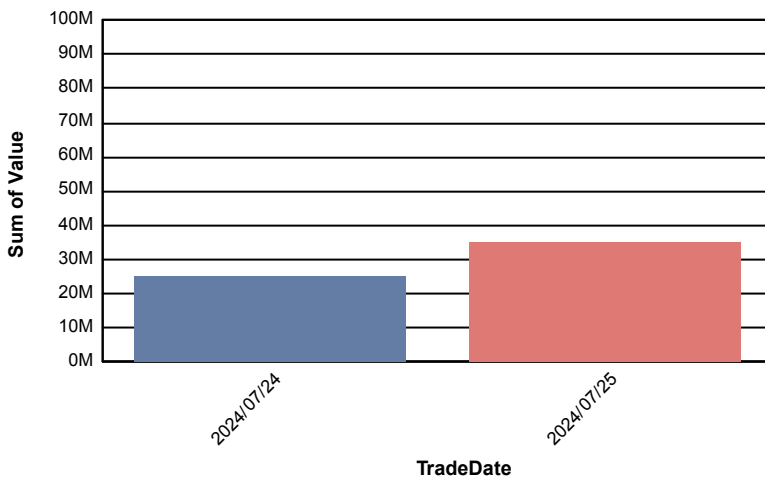
TOP TEN LOSER COMPANIES BY CLOSING PRICE

Scrip	Scrip Name	Category	Week Difference	Opening	Closing	Turnover (BDT)
32019	KHAN BROTHERS PP WOVEN BAG INDUS`	B	-22.61	143.70	111.20	5,560.00
19007	BD MONOSPOOL PAPER MFG. CO. LTD.	A	-11.34	183.40	162.60	900,000.00
12045	FAMILYTEX (BD) LTD.	Z	-5.88	3.40	3.20	22,086.70
16041	WALTON HI-TECH INDUSTRIES PLC.	A	-5.88	676.20	636.40	18,211.20
25016	PHOENIX FINANCE & INVESTMENTS	A	-5.88	6.80	6.40	222,120.00
16034	KDS ACCESSORIES LIMITED	A	-5.60	42.80	40.40	28,666.80
18011	SEA PEARL BEACH RESORT & SPA LIMITE	A	-5.58	82.30	77.70	1,790,095.10
12022	SONARGAON TEXTILES LIMITED	B	-5.55	28.80	27.20	136,883.20
21053	ICB AMCL CMSF GOLDEN JUBILEE MUTUA	A	-5.44	14.70	13.90	66,740.00
32023	SK TRIMS & INDUSTRIES LIMITED	B	-5.30	22.60	21.40	292,122.00

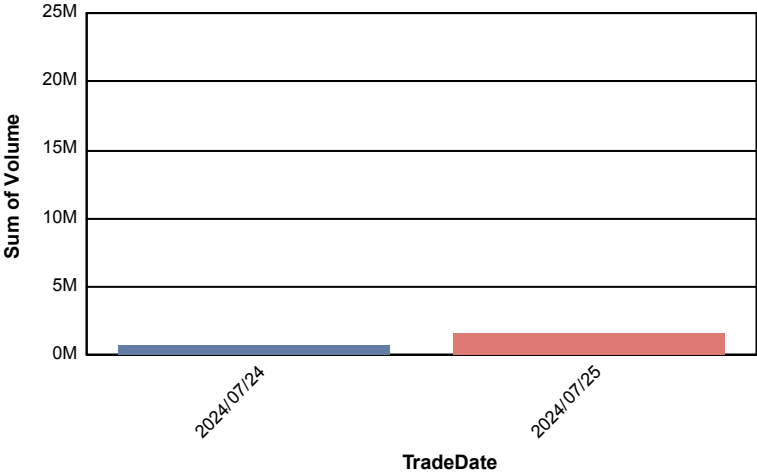
TOP TEN COMPANIES BY TURNOVER

Scrip ID	Scrip Name	Turnover (BDT)	Volume
15009	LAFARGE HOLCIM BANGLADESH LIMITED	7,316,103.90	123,110
17002	APEX FOOTWEAR LTD.	5,019,446.00	19,337
26003	ROBI AXIATA LIMITED	2,981,719.70	128,018
24006	AGNI SYSTEMS LIMITED	2,223,571.80	69,929
12050	FAR EAST KNITTING & DYEING INDUSTRIES I	2,134,474.60	110,578
18011	SEA PEARL BEACH RESORT & SPA LIMITED	1,790,095.10	22,869
13007	AMBEE PHARMACEUTICALS PLC.	1,680,264.00	1,998
18012	BEST HOLDINGS LIMITED	1,654,545.50	60,062
20020	INTRACO REFUELING STATION LTD.	1,341,172.50	38,055
13038	JMI HOSPITAL REQUISITE MFG. LTD.	1,249,932.20	18,373

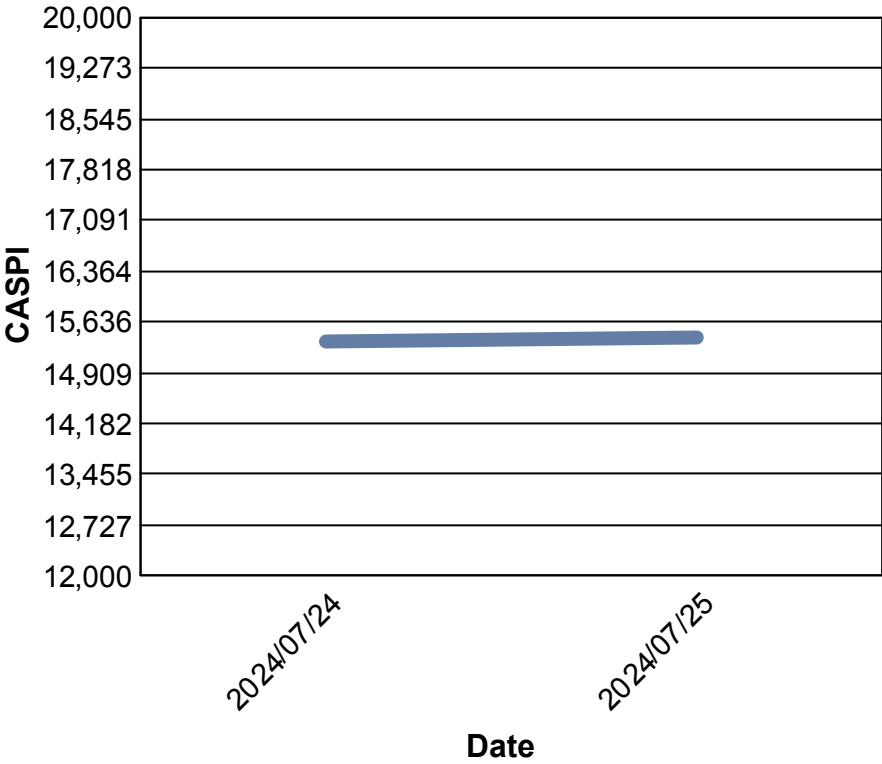
Data for Turnover Value



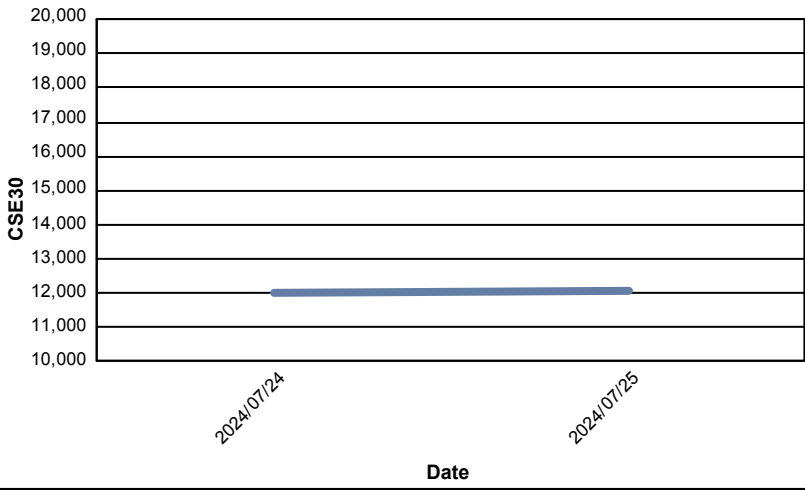
Data for Turnover Volume



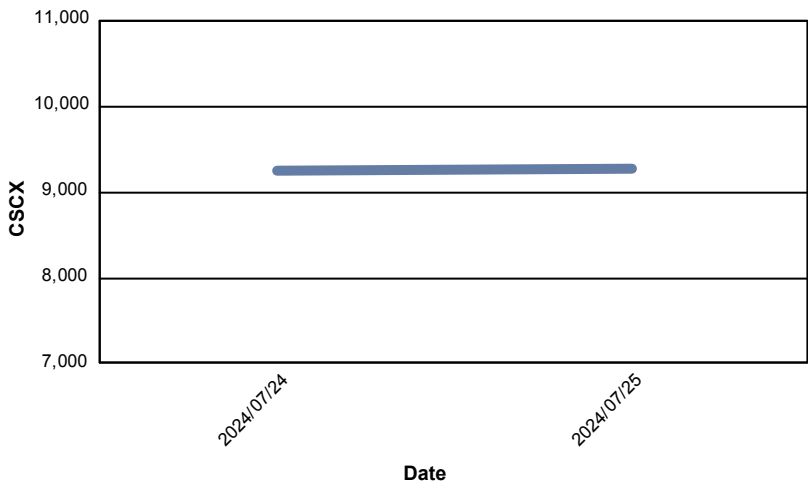
CASPI Index



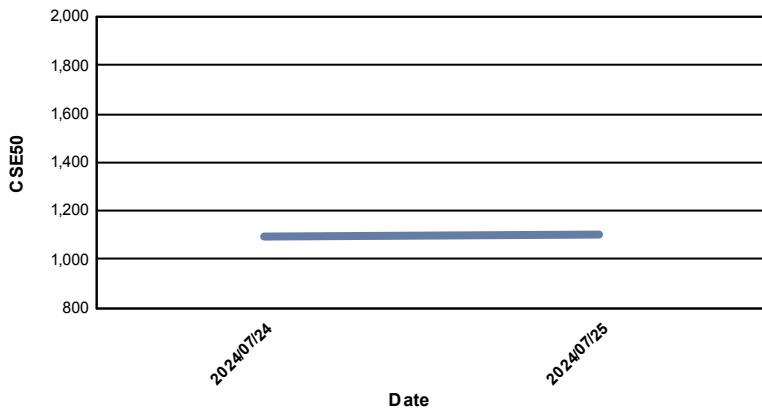
Index CSE30



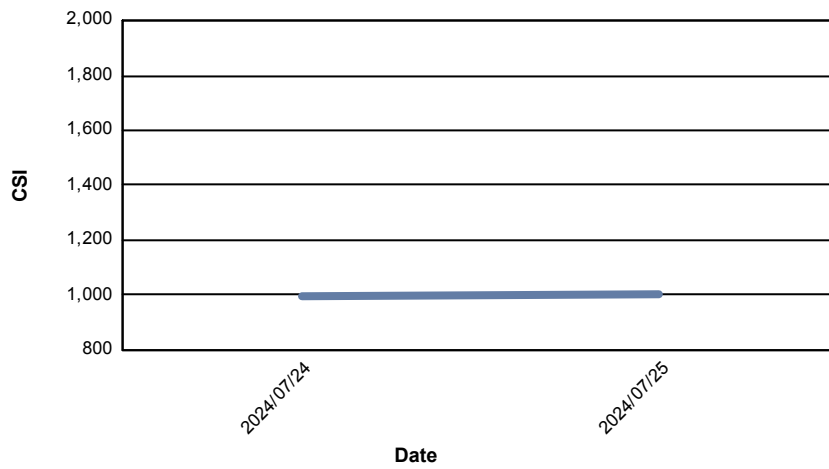
Index CSCX



Index CSE50



Index CSI



Index CSESMEX

