

Chittagong Stock Exchange

03-Nov-22

Weekly Market Summary

Week: 2022-10-30 to 2022-11-03 (5 days)

Total Turnover (BDT) :	1,563,812,921.40
Volume of Share (Nos):	32,348,802.00
Total Contact(Nos)	93,741
Total Scrip Traded	322

CATEGORY WISE TURNOVER		
Group	Turnover Value(BDT)	% of Total
A	896,172,045.40	57.29
B	328,382,284.20	21.00
N	338,710,919.40	21.63
Z	547,672.40	0.04

MAJOR INDICES IN THE WEEK						
Date	CASPI	CSE30	CSCX	CSE50	CSI	CSESMEX
10/27/2022	18779.5461	13311.6616	11255.3320	1,353.80	1,206.33	2,454.24
11/03/2022	18945.1177	13366.2271	11354.7026	1,353.65	1,216.19	2,197.00
change in %	0.8817	0.4099	0.8829	-0.01	0.82	-10.48

SCRIP PERFORMANCE IN THE WEEK	
Advanced	116
Declined	38
No Change	168
Total Traded Issues	322

TOP TEN GAINER COMPANIES BY CLOSING PRICE						
Scrip ID	Scrip Name	Category	Week Difference	Opening	Closing	Turnover (BDT)
13037	NAVANA PHARMACEUTICALS LIMITED	N	114.48	51.10	109.60	295,220,240.50
10014	CHARTERED LIFE INSURANCE CO. LT	N	60.00	10.00	16.00	4,377.40
24012	ADN TELECOM LIMITED	A	37.45	114.00	156.70	3,695,092.30
20023	LUB-RREF (BANGLADESH) LTD.	A	27.82	38.10	48.70	51,656,412.30
19011	BASHUNDHARA PAPER MILLS LTD.	A	25.95	83.60	105.30	47,578,213.30
24008	AAMRA TECHNOLOGIES LIMITED	A	22.98	43.50	53.50	6,682,785.00
24011	GENEX INFOSYS LIMITED	A	22.14	71.80	87.70	36,000,074.70
24010	AAMRA NETWORKS LIMITED	A	19.84	38.30	45.90	9,634,058.30
24009	IT CONSULTANTS LIMITED	B	17.11	33.30	39.00	1,184,155.20
11043	GLOBAL INSURANCE COMPANY LTD.	A	16.56	32.60	38.00	643,096.20

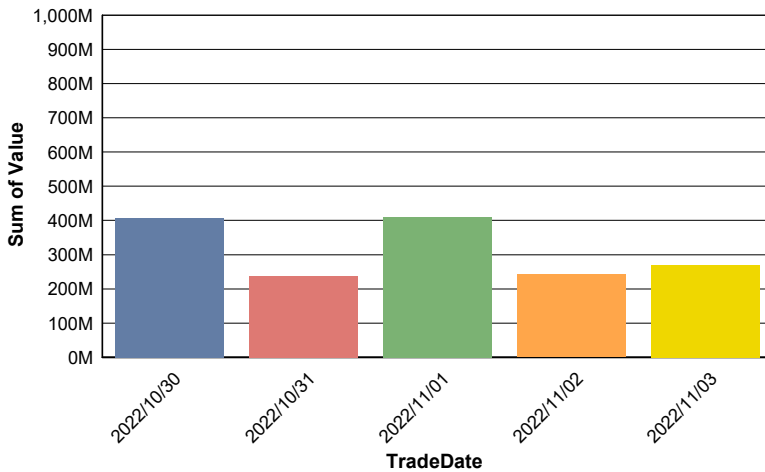
TOP TEN LOSER COMPANIES BY CLOSING PRICE

Scrip ID	Scrip Name	Category	Week Difference	Opening	Closing	Turnover (BDT)
12601	APEX WEAVING & FINISHING MILLS	N	-36.91	34.40	21.70	25,185.00
19007	BD MONOSPOOL PAPER MFG. CO. LT	A	-13.23	401.10	348.00	3,646,191.70
16003	ANWAR GALVANIZING LIMITED	A	-12.98	532.10	463.00	196,905,083.40
16016	RANGPUR FOUNDRY LTD	A	-11.29	192.20	170.50	1,108,859.00
14005	AGRICULTURAL MARKETING CO LTD	A	-11.18	300.30	266.70	2,126,767.10
25011	BD INDUSTRIAL FINANCE CO. LTD	Z	-10.37	10.60	9.50	114,380.00
14001	APEX FOODS LIMITED	A	-9.29	234.50	212.70	746,912.50
16601	NIALCO ALLOYS LIMITED	N	-7.69	65.00	60.00	330,000.00
12026	TAMIJUDDIN TEXTILE	A	-6.40	207.80	194.50	142,607.40
10004	POPULAR LIFE INSURANCE CO.LTD.	A	-5.71	70.00	66.00	100,122.00

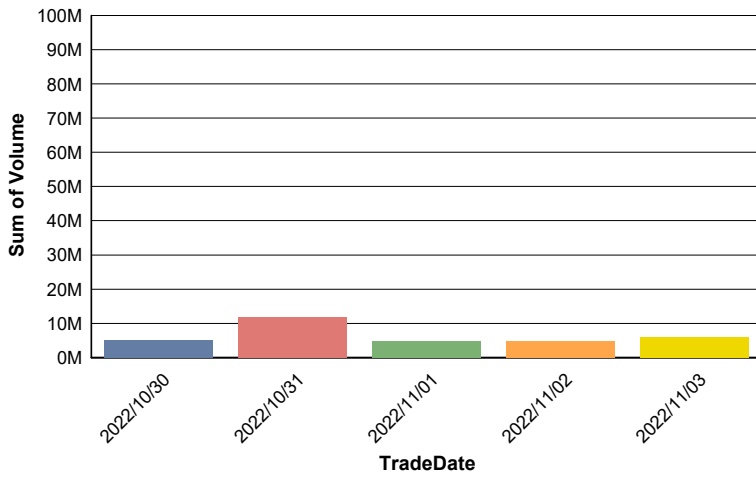
TOP TEN COMPANIES BY TURNOVER

Scrip ID	Scrip Name	Turnover (BDT)	Volume
13037	NAVANA PHARMACEUTICALS LIMITED	295,220,240.50	3,503,162
16003	ANWAR GALVANIZING LIMITED	196,905,083.40	422,347
18011	SEA PEARL BEACH RESORT & SPA LIMITED	115,156,456.10	668,833
22021	ONE BANK LIMITED	92,976,191.80	8,689,562
32003	BEXIMCO LIMITED	65,648,513.10	564,497
13027	ORION PHARMA LIMITED	62,437,819.20	516,516
20023	LUB-RREF (BANGLADESH) LTD.	51,656,412.30	1,183,736
19011	BASHUNDHARA PAPER MILLS LTD.	47,578,213.30	485,900
24011	GENEX INFOSYS LIMITED	36,000,074.70	434,204
32025	JMI HOSPITAL REQUISITE MFG. LTD.	30,149,136.50	298,391

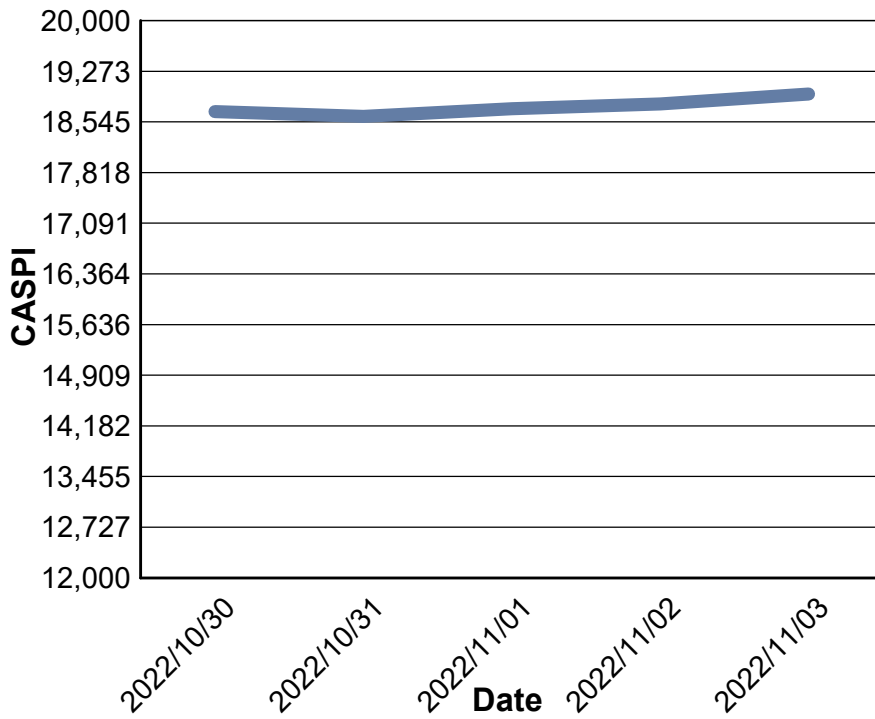
Data for Turnover Value



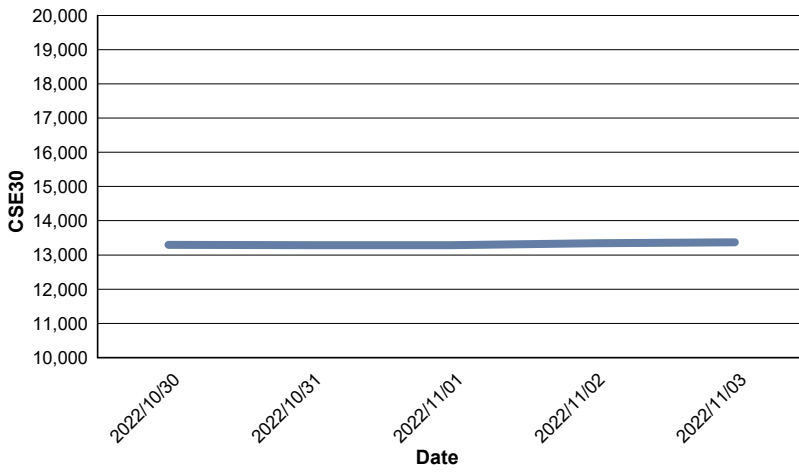
Data for Turnover Volume



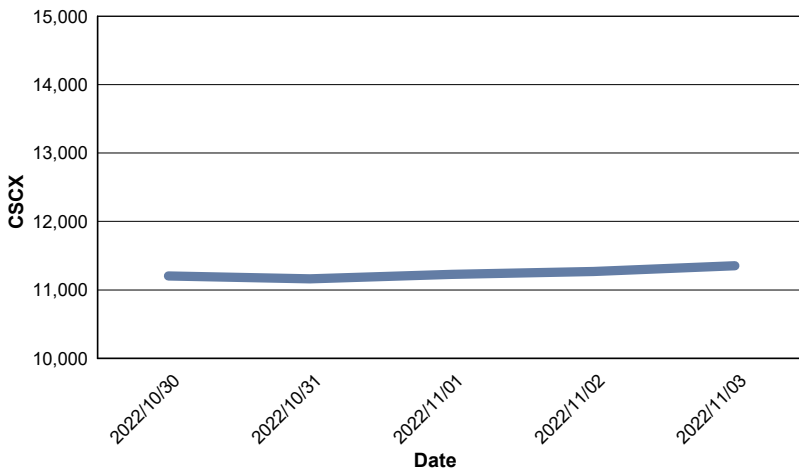
CASPI Index



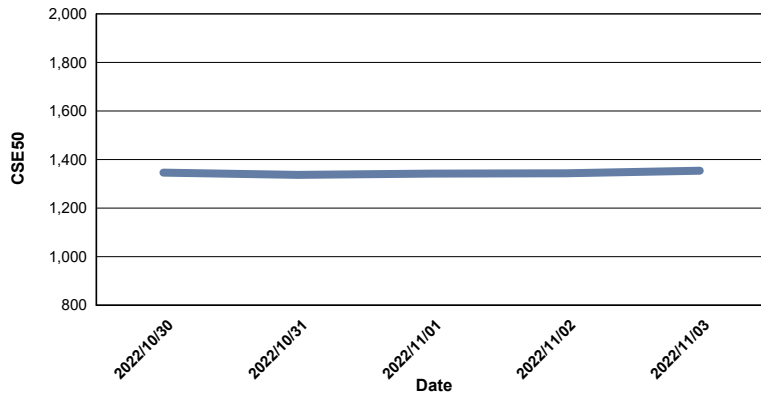
Index CSE30



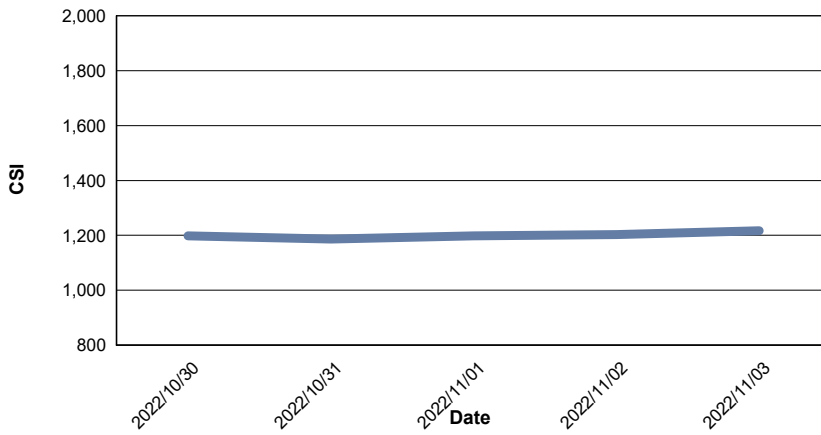
Index CSCX



Index CSE50



Index CSI



Index CSESMEX

