

Chittagong Stock Exchange

15-Jun-23

Weekly Market Summary

Week: 2023-06-11 to 2023-06-15 (5 days)

Total Turnover (BDT) :	1,015,539,356.60
Volume of Share (Nos):	27,951,170.00
Total Contact(Nos)	69,271
Total Scrip Traded	310

CATEGORY WISE TURNOVER		
Group	Turnover Value(BDT)	% of Total
A	638,479,153.70	62.86
B	148,913,141.10	14.66
N	220,236,587.90	21.66
Z	7,910,473.90	0.78

MAJOR INDICES IN THE WEEK						
Date	CASPI	CSE30	CSCX	CSE50	CSI	CSESMEX
06/08/2023	18762.7394	13387.7512	11220.9315	1,314.10	1,177.64	1,763.32
06/15/2023	18560.7384	13370.0289	11102.2421	1,309.38	1,163.77	1,711.50
change in %	-1.0766	-0.1324	-1.0577	-0.36	-1.18	-2.94

SCRIP PERFORMANCE IN THE WEEK	
Advanced	35
Declined	126
No Change	149
Total Traded Issues	310

TOP TEN GAINER COMPANIES BY CLOSING PRICE							
Scrip ID	Scrip Name	Category	Week Difference	Week		Closing	Turnover (BDT)
				Opening	Closing		
13604	AL-MADINA PHARMACEUTICALS LIMIT	N	59.90	21.20	33.90	2,596,689.30	
32605	HIMADRI LIMITED	N	46.29	213.20	311.90	1,087.90	
16602	WONDERLAND TOYS LIMITED	N	42.72	32.30	46.10	2,519,750.00	
19010	KHULNA PRINTING & PACKAGING LTC	B	25.77	9.70	12.20	3,631,201.80	
32006	GQ BALL PEN INDUSTRIES LIMITED	B	20.41	110.20	132.70	1,498,414.40	
17007	SAMATA LEATHER COMPLEX LTD	B	17.38	65.00	76.30	631,464.50	
32007	IMAM BUTTON INDUSTRIES LTD	Z	16.61	99.90	116.50	261,716.50	
17001	APEX TANNERY LIMITED	A	11.27	111.80	124.40	965,849.30	
18011	SEA PEARL BEACH RESORT & SPA LII	A	10.87	195.00	216.20	15,190,751.70	
12026	TAMIJUDDIN TEXTILE	A	7.10	194.20	208.00	84,303.40	

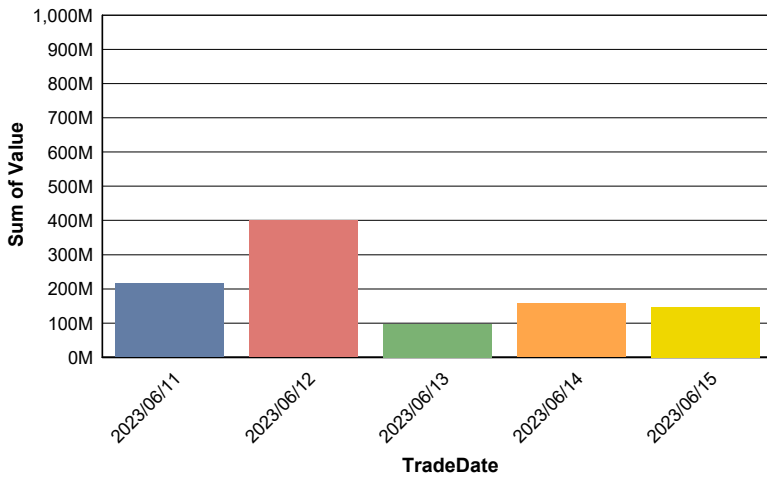
TOP TEN LOSER COMPANIES BY CLOSING PRICE

Scrip ID	Scrip Name	Category	Week Difference	Opening	Closing	Turnover (BDT)
10006	MEGHNA LIFE INSURANCE CO.LTD.	A	-23.03	132.00	101.60	6,592,894.50
10004	POPULAR LIFE INSURANCE CO.LTD.	A	-22.81	101.70	78.50	1,633,620.00
11047	ISLAMI COMMERCIAL INSURANCE CC	N	-19.13	39.20	31.70	3,787,015.80
13603	BD PAINTS LIMITED	N	-18.79	26.60	21.60	47,103,157.50
10014	CHARTERED LIFE INSURANCE CO. LT	N	-18.48	92.50	75.40	7,535,223.70
10007	PROGRESSIVE LIFE INS. CO. LTD	A	-18.16	109.00	89.20	238,696.40
10008	PRAGATI LIFE INSURANCE LTD.	A	-18.10	155.20	127.10	1,655,371.50
11046	MEGHNA INSURANCE COMPANY LTD.	B	-17.87	50.90	41.80	2,915,286.30
10003	SANDHANI LIFE INSURANCE CO.LTD	A	-17.19	34.90	28.90	3,808,597.30
11045	UNION INSURANCE COMPANY LTD.	B	-16.83	61.20	50.90	2,629,647.70

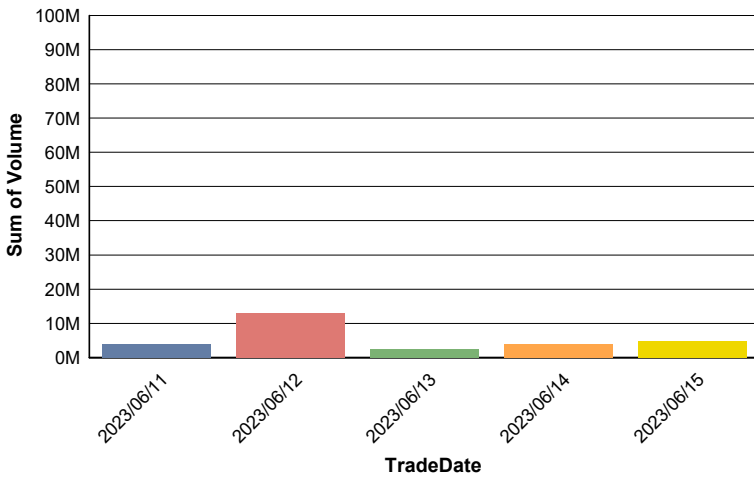
TOP TEN COMPANIES BY TURNOVER

Scrip ID	Scrip Name	Turnover (BDT)	Volume
10015	TRUST ISLAMI LIFE INSURANCE LTD.	153,551,591.70	1,928,034
22022	BANK ASIA LIMITED	125,346,611.20	6,187,456
22024	UTTARA BANK LIMITED	99,545,708.40	4,524,760
22025	EASTERN BANK LIMITED	57,098,257.70	1,926,568
13603	BD PAINTS LIMITED	47,103,157.50	1,747,759
13013	THE IBN SINA PHARMACEUTICALS PLC	42,054,991.20	147,047
13032	ADVENT PHARMA LIMITED	29,586,462.70	998,840
12057	SIMTEX INDUSTRIES LIMITED	22,746,968.00	1,001,498
20020	INTRACO REFUELING STATION LTD.	21,898,274.50	439,241
22017	DUTCH-BANGLA BANK LIMITED	20,687,750.00	348,125

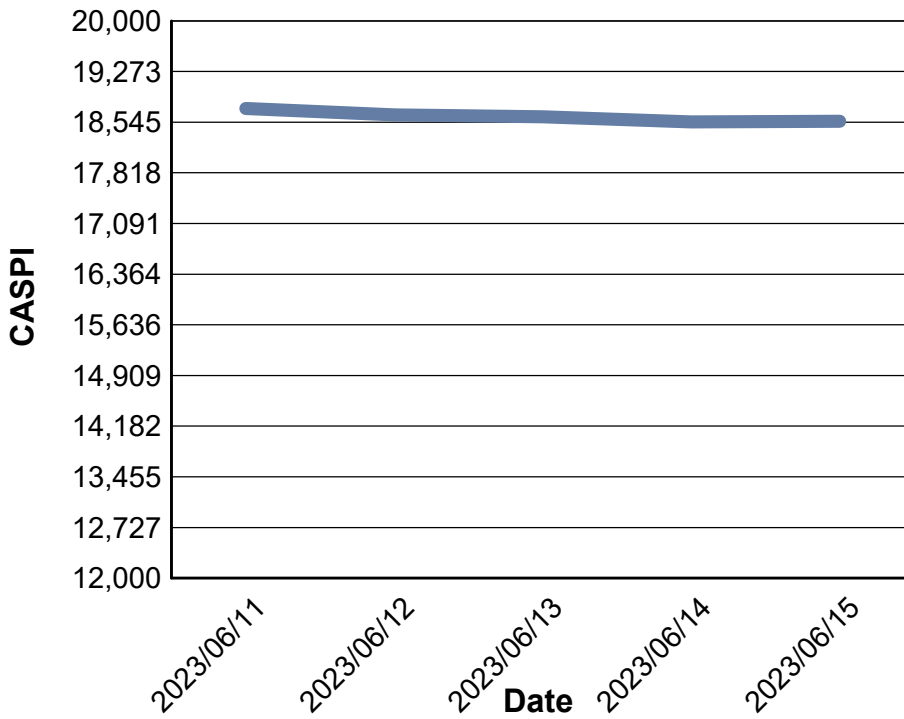
Data for Turnover Value



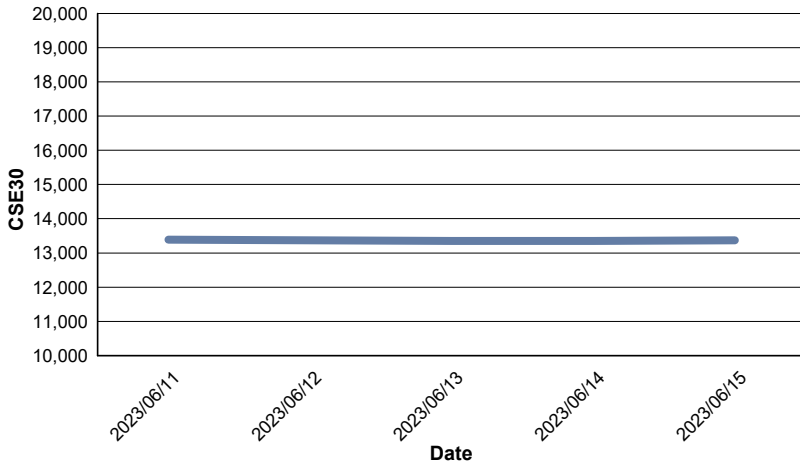
Data for Turnover Volume



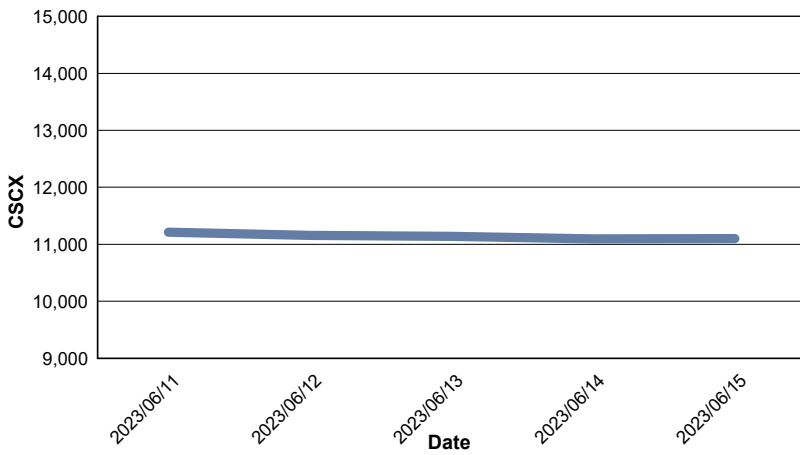
CASPI Index



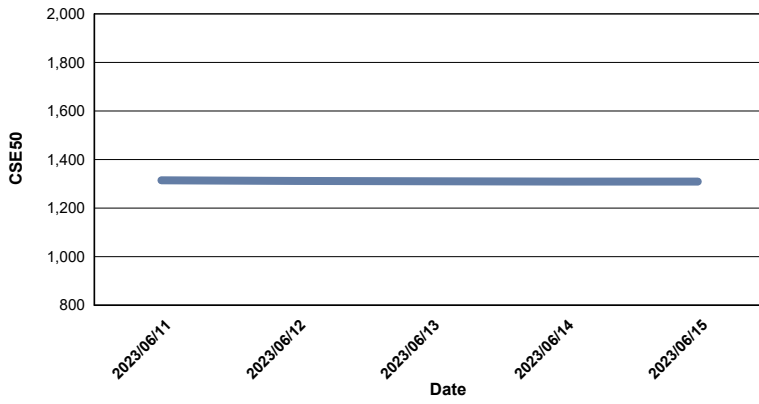
Index CSE30



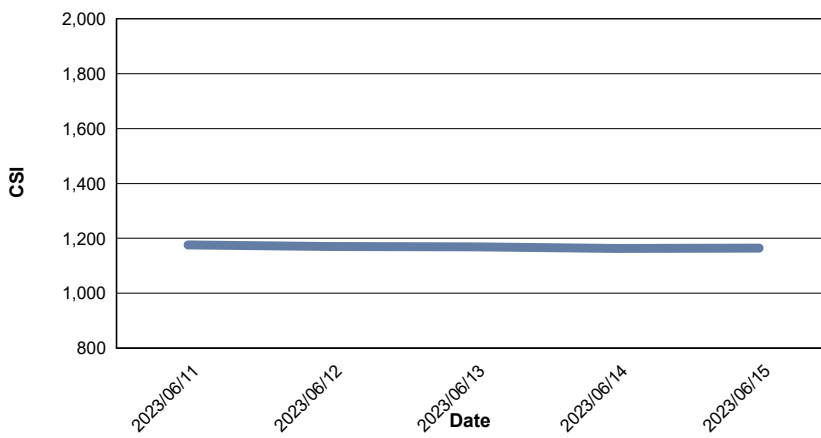
Index CSCX



Index CSE50



Index CSI



Index CSESMEX

