

# Chittagong Stock Exchange

13-Jan-22

## Weekly Market Summary

Week: 2022-01-09 to 2022-01-13 (5 days)

<b>Total Turnover (BDT)</b> :	2,627,163,286.70
<b>Volume of Share (Nos):</b>	69,510,474.00
<b>Total Contact(Nos)</b>	77,996
<b>Total Scrip Traded</b>	343

CATEGORY WISE TURNOVER		
Group	Turnover Value(BDT)	% of Total
A	1,704,476,229.70	64.86
B	601,121,589.10	22.87
N	302,803,092.50	11.52
Z	18,762,375.40	0.71

MAJOR INDICES IN THE WEEK						
Date	CASPI	CSE30	CSCX	CSE50	CSI	CSESMEX
01/06/2022	20495.2134	14232.0556	12310.4513	1,522.30	1,265.28	680.69
01/13/2022	20545.9079	14461.3063	12342.3491	1,524.57	1,278.85	650.83
change in %	0.2473	1.6108	0.2591	0.15	1.07	-4.39

SCRIP PERFORMANCE IN THE WEEK	
Advanced	124
Declined	203
No Change	16
Total Traded Issues	343

TOP TEN GAINER COMPANIES BY CLOSING PRICE						
Scrip ID	Scrip Name	Category	Week Difference	Opening	Closing	Turnover (BDT)
16016	RANGPUR FOUNDRY LTD	A	38.03	147.50	203.60	3,979,191.50
14005	AGRICULTURAL MARKETING CO LTD	A	33.46	277.00	369.70	16,361,326.10
19011	BASHUNDHARA PAPER MILLS LTD.	A	31.64	51.20	67.40	51,747,489.40
10005	FAREAST ISLAMI LIFE INSURANCE	A	30.52	72.40	94.50	49,866,507.80
23006	R.A.K. CERAMICS (BD) LTD.	A	23.39	45.30	55.90	124,448,685.70
12032	TALLU SPINNING MILLS LIMITED	Z	22.85	10.50	12.90	2,827,289.30
32004	BD SHIPPING CORPORATION	A	20.63	104.20	125.70	78,637,225.70
20009	TITAS GAS TRANS.& DIST. CO LTD	A	20.14	41.20	49.50	109,380,301.10
14028	Taufika Foods and Lovello Ice-cream PL	N	19.68	44.20	52.90	52,920,504.70
13021	ACI FORMULATIONS LIMITED	A	13.51	148.00	168.00	77,530.50

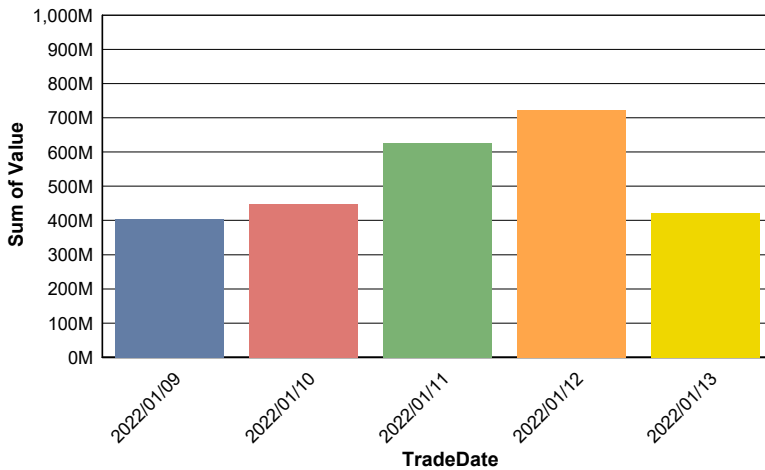
### TOP TEN LOSER COMPANIES BY CLOSING PRICE

Scrip ID	Scrip Name	Category	Week Difference	Opening	Closing	Turnover (BDT)
16601	NIALCO ALLOYS LIMITED	N	-26.98	18.90	13.80	3,197,283.00
10001	DELTA LIFE INSURANCE COMPANY	A	-11.60	212.90	188.20	23,371,748.80
13025	SALVO CHEMICAL INDUSTRY LTD	B	-10.81	55.50	49.50	15,697,484.20
16034	KDS ACCESSORIES LIMITED	A	-10.65	72.30	64.60	9,831,993.90
15003	MEGHNA CEMENT MILLS LIMITED	A	-8.86	79.00	72.00	183,415.00
16029	RATANPUR STEEL RE-ROLLING MILLS	A	-8.23	24.30	22.30	4,136,237.80
11002	PEOPLES INSURANCE COMPANY LTD	A	-8.03	61.00	56.10	1,551,456.40
11031	STANDARD INSURANCE LIMITED	A	-7.73	80.20	74.00	666,115.10
11037	PROVATI INSURANCE CO. LTD	A	-7.52	124.90	115.50	179,932.50
16020	S. ALAM COLD ROLLED STEELS LTD	A	-7.51	30.60	28.30	592,084.40

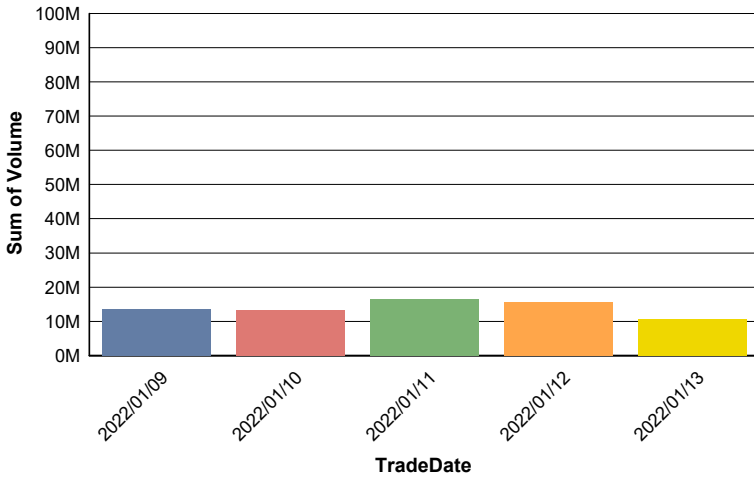
### TOP TEN COMPANIES BY TURNOVER

Scrip ID	Scrip Name	Turnover (BDT)	Volume
32003	BEXIMCO LIMITED	213,236,731.00	1,366,264
26003	ROBI AXIATA LIMITED	134,496,636.90	3,334,709
23006	R.A.K. CERAMICS (BD) LTD.	124,448,685.70	2,279,263
20009	TITAS GAS TRANS.& DIST. CO LTD	109,380,301.10	2,301,733
20013	LINDE BANGLADESH LIMITED	85,749,216.80	52,216
32004	BD SHIPPING CORPORATION	78,637,225.70	683,712
20006	POWER GRID COMPANY OF BD LTD.	76,307,070.70	1,039,117
32009	BRITISH AMERICAN TOBACCO BD CO	69,377,753.20	102,962
15009	LAFARGE HOLCIM BANGLADESH LIMITED	57,897,770.70	700,188
14028	Taufika Foods and Lovello Ice-cream PLC	52,920,504.70	1,116,990

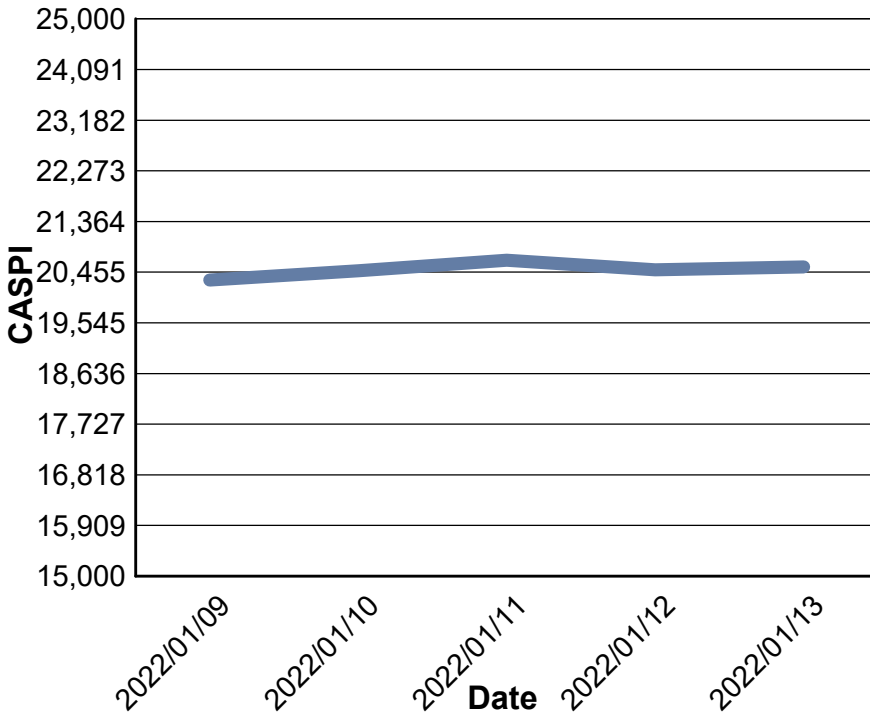
### Data for Turnover Value



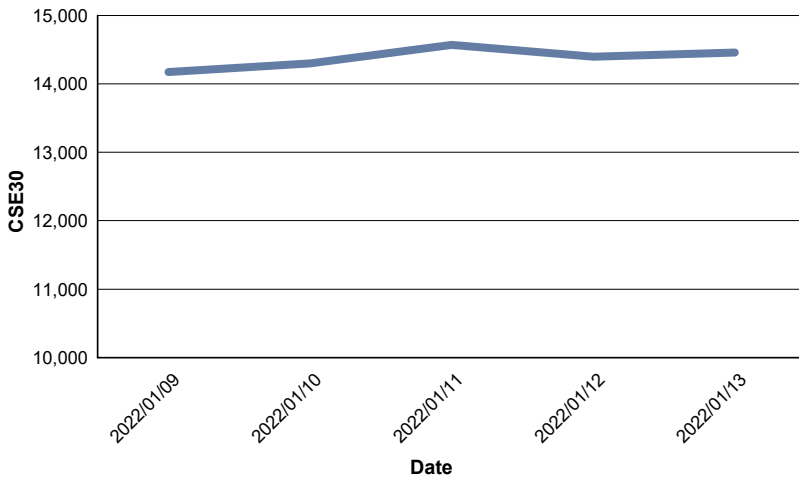
### Data for Turnover Volume



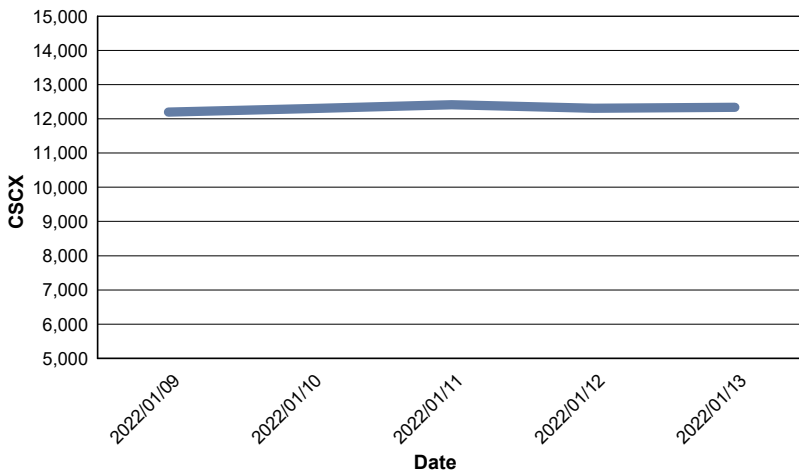
### CASPI Index



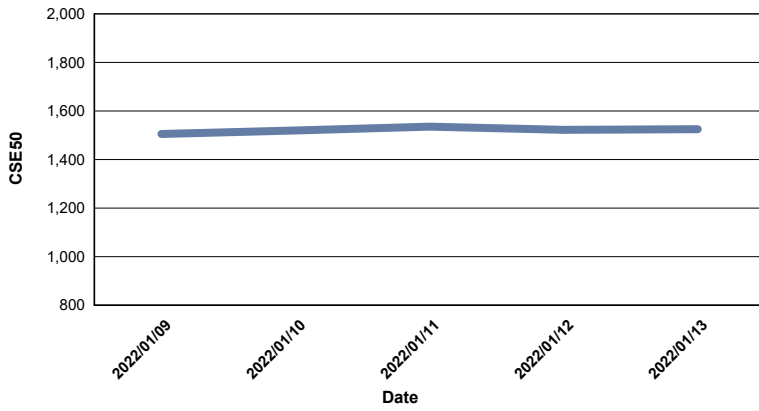
### Index CSE30



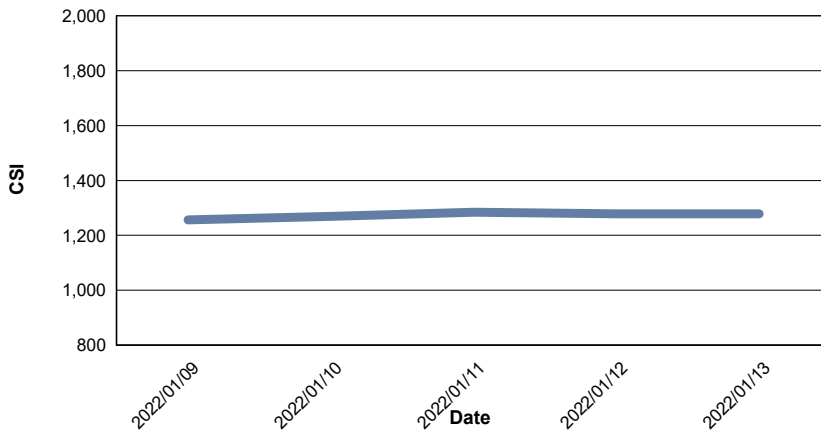
### Index CSCX



### Index CSE50



### Index CSI



### Index CSESMEX

