

Chittagong Stock Exchange

12-Jan-23

Weekly Market Summary

Week: 2023-01-08 to 2023-01-12 (5 days)

Total Turnover (BDT) :	470,646,298.20
Volume of Share (Nos):	7,857,487.00
Total Contact(Nos)	37,234
Total Scrip Traded	239

CATEGORY WISE TURNOVER		
Group	Turnover Value(BDT)	% of Total
A	322,027,070.60	68.42
B	46,638,256.60	9.91
N	101,615,748.40	21.58
Z	365,222.60	0.08

MAJOR INDICES IN THE WEEK						
Date	CASPI	CSE30	CSCX	CSE50	CSI	CSESMEX
01/05/2023	18298.8940	13240.3545	10965.3467	1,319.87	1,153.81	1,982.20
01/12/2023	18353.0408	13238.1760	10998.6175	1,321.63	1,158.34	1,928.12
change in %	0.2959	-0.0165	0.3034	0.13	0.39	-2.73

SCRIP PERFORMANCE IN THE WEEK	
Advanced	48
Declined	70
No Change	121
Total Traded Issues	239

TOP TEN GAINER COMPANIES BY CLOSING PRICE						
Scrip ID	Scrip Name	Category	Week Difference	Opening	Closing	Turnover (BDT)
13038	JMI HOSPITAL REQUISITE MFG. LTD.	N	28.86	72.40	93.30	37,308,691.90
12032	TALLU SPINNING MILLS LIMITED	Z	19.81	10.60	12.70	245.90
19011	BASHUNDHARA PAPER MILLS LTD.	A	15.72	77.60	89.80	18,710,250.20
10006	MEGHNA LIFE INSURANCE CO.LTD.	A	14.41	68.70	78.60	1,016,671.70
10004	POPULAR LIFE INSURANCE CO.LTD.	A	13.03	66.00	74.60	952,265.80
32004	BD SHIPPING CORPORATION	A	12.83	112.20	126.60	23,227,947.70
13037	NAVANA PHARMACEUTICALS LIMITEE	N	12.33	76.20	85.60	10,456,748.10
18002	EASTERN HOUSING LIMITED	A	12.30	78.00	87.60	5,244,547.50
10008	PRAGATI LIFE INSURANCE LTD.	A	11.96	132.10	147.90	63,738,960.20
24012	ADN TELECOM LIMITED	A	11.75	114.00	127.40	1,665,866.30

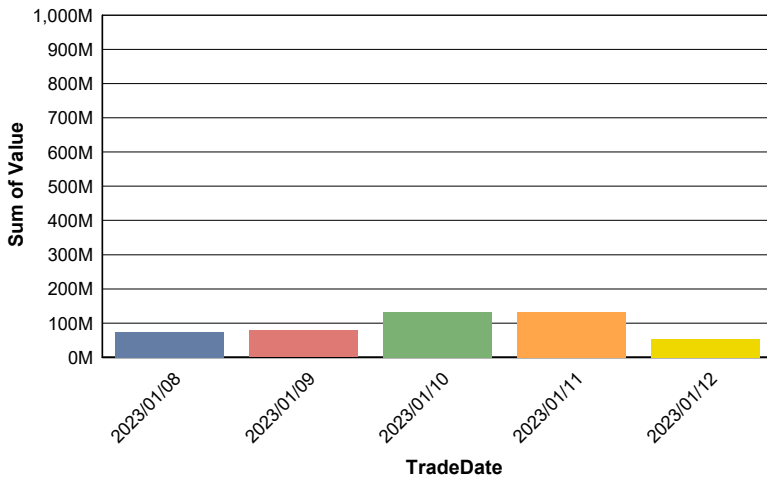
TOP TEN LOSER COMPANIES BY CLOSING PRICE

Scrip ID	Scrip Name	Category	Week Difference	Opening	Closing	Turnover (BDT)
13008	ORION INFUSION LIMITED	A	-12.98	427.30	371.80	2,347,860.30
12052	HAMID FABRICS LTD.	B	-12.21	22.10	19.40	376,595.60
12061	PACIFIC DENIMS LIMITED	B	-11.40	11.40	10.10	5,342.90
11021	NITOL INSURANCE COMPANY LTD	A	-11.08	43.30	38.50	1,925.00
14027	EMERALD OIL INDUSTRIES LIMITED	Z	-10.86	36.80	32.80	11,152.00
11031	STANDARD INSURANCE LIMITED	A	-10.58	51.00	45.60	55.00
32022	Yeakin Polymer Limited	B	-10.39	20.20	18.10	1,094,890.50
11024	SONAR BANGLA INSURANCE LTD.	A	-10.27	50.60	45.40	6,810.00
19007	BD MONOSPOOL PAPER MFG. CO. LT	A	-9.45	252.90	229.00	1,258,585.50
11034	MERCANTILE INSURANCE CO.LTD.	A	-8.01	33.70	31.00	18,250.00

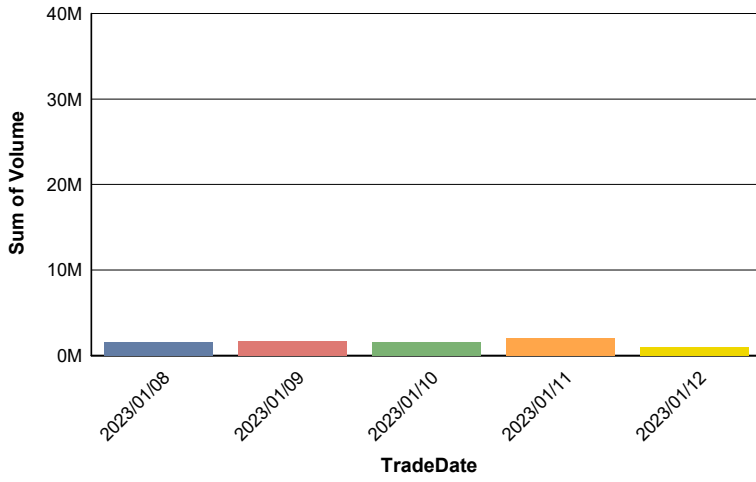
TOP TEN COMPANIES BY TURNOVER

Scrip ID	Scrip Name	Turnover (BDT)	Volume
10008	PRAGATI LIFE INSURANCE LTD.	63,738,960.20	493,364
19003	SONALI PAPER & BOARD MILLS LIMITED	61,086,235.60	100,141
11047	ISLAMI COMMERCIAL INSURANCE COMPANY	44,691,484.40	947,063
13038	JMI HOSPITAL REQUISITE MFG. LTD.	37,308,691.90	462,036
32004	BD SHIPPING CORPORATION	23,227,947.70	198,273
16025	BENGAL WINDSOR THERMOPLASTICS	21,430,030.00	699,308
13027	ORION PHARMA LIMITED	18,812,157.80	225,408
19011	BASHUNDHARA PAPER MILLS LTD.	18,710,250.20	220,668
24011	GENEX INFOSYS LIMITED	18,006,817.10	212,925
18005	SUMMIT ALLIANCE PORT LIMITED	15,488,961.10	511,222

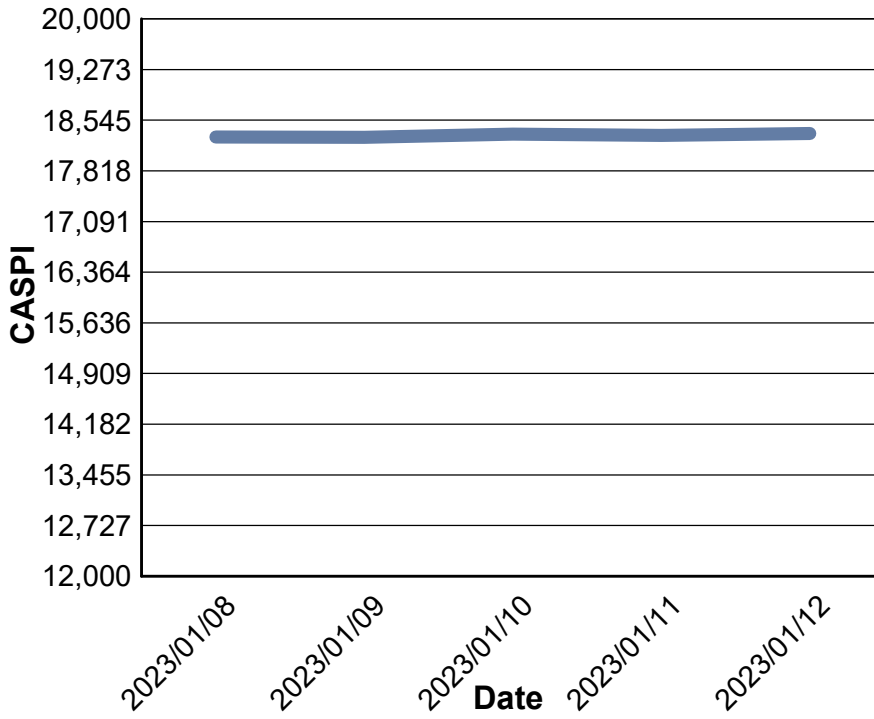
Data for Turnover Value



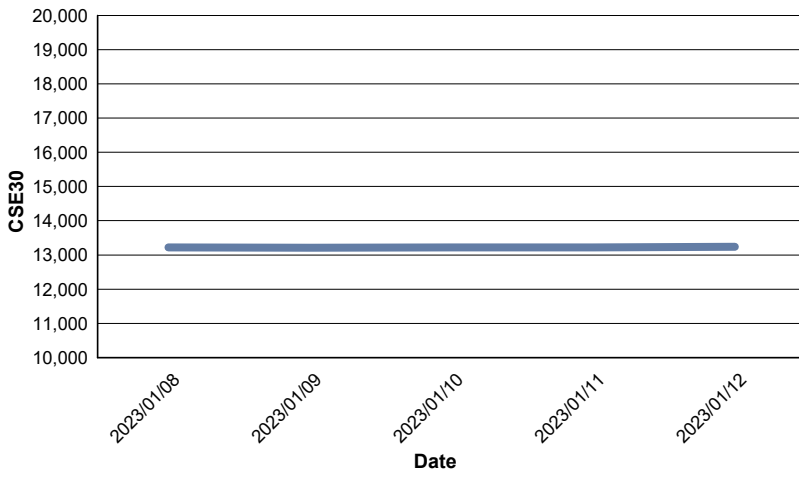
Data for Turnover Volume



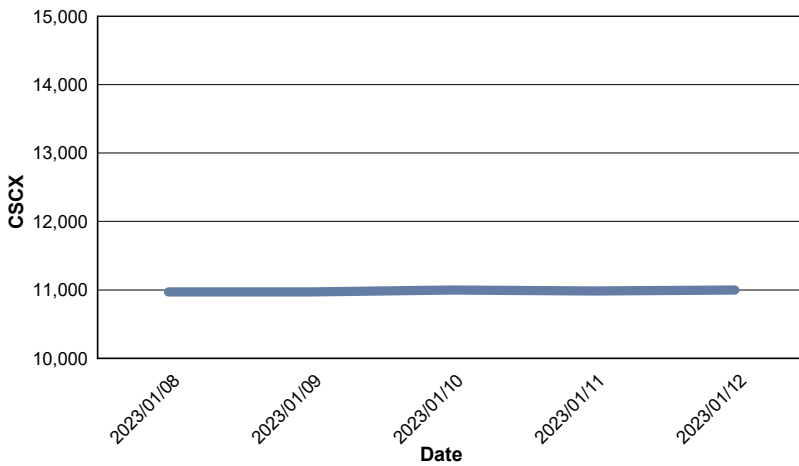
CASPI Index



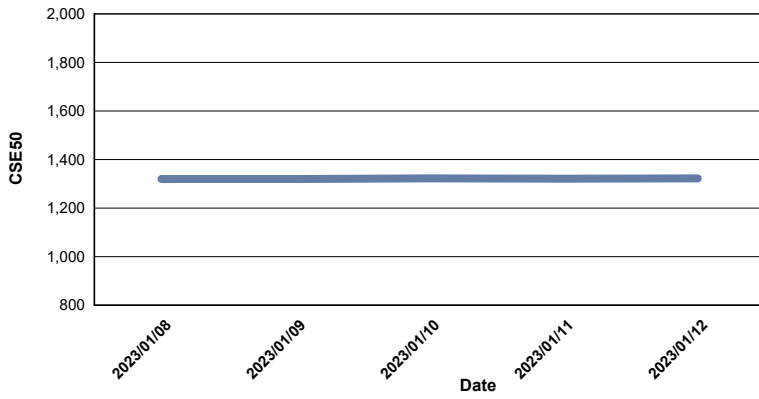
Index CSE30



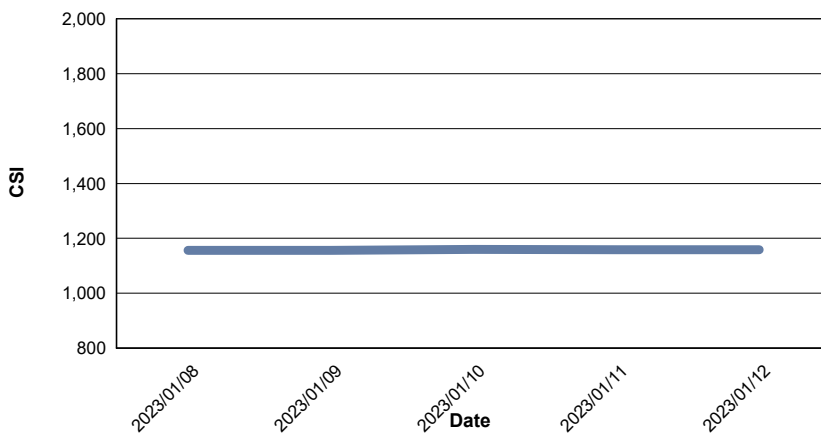
Index CSCX



Index CSE50



Index CSI



Index CSESMEX

