

Chittagong Stock Exchange

27-Jul-23

Weekly Market Summary

Week: 2023-07-23 to 2023-07-27 (5 days)

Total Turnover (BDT) :	493,722,009.40
Volume of Share (Nos):	15,725,051.00
Total Contact(Nos)	19,583
Total Scrip Traded	289

CATEGORY WISE TURNOVER		
Group	Turnover Value(BDT)	% of Total
A	276,823,758.90	56.07
B	178,357,165.20	36.12
N	21,698,790.40	4.39
Z	16,842,294.90	3.41

MAJOR INDICES IN THE WEEK						
Date	CASPI	CSE30	CSCX	CSE50	CSI	CSESMEX
07/20/2023	18778.9534	13372.9692	11227.9394	1,316.86	1,180.62	2,356.33
07/27/2023	18717.0758	13348.6381	11188.5533	1,312.57	1,174.79	2,266.29
change in %	-0.3295	-0.1819	-0.3508	-0.33	-0.49	-3.82

SCRIP PERFORMANCE IN THE WEEK	
Advanced	53
Declined	100
No Change	136
Total Traded Issues	289

TOP TEN GAINER COMPANIES BY CLOSING PRICE						
Scrip ID	Scrip Name	Category	Week Difference	Opening	Closing	Turnover (BDT)
11041	CRYSTAL INSURANCE COMPANY LIM	A	24.76	53.30	66.50	7,330,159.60
11035	ASIA INSURANCE LIMITED	A	17.00	49.40	57.80	10,846,607.10
11040	EXPRESS INSURANCE LIMITED	A	14.57	29.50	33.80	2,754,292.80
11046	MEGHNA INSURANCE COMPANY LTD.	B	11.62	49.90	55.70	14,225,321.90
11033	REPUBLIC INSURANCE COMPANY LTI	A	10.08	36.70	40.40	227,836.20
32605	HIMADRI LIMITED	N	9.99	808.50	889.30	2,982,041.60
10008	PRAGATI LIFE INSURANCE LTD.	A	9.95	122.60	134.80	134,800.00
17008	LEGACY FOOTWEAR LIMITED	B	8.98	125.70	137.00	1,446,412.80
22005	RUPALI BANK LIMITED	B	8.73	33.20	36.10	5,171,812.00
11004	RELIANCE INSURANCE LTD	A	8.18	66.00	71.40	353,327.30

TOP TEN LOSER COMPANIES BY CLOSING PRICE

Scrip ID	Scrip Name	Category	Week Difference	Opening	Closing	Turnover (BDT)
10010	RUPALI LIFE INSURANCE CO. LTD.	A	-26.22	170.80	126.00	3,862,291.70
22038	MIDLAND BANK LIMITED	B	-11.25	16.00	14.20	3,808,056.20
32022	Yeakin Polymer Limited	B	-9.20	31.50	28.60	2,803,430.40
14023	RANGPUR DAIRY & FOOD PROD. LTD	B	-8.94	57.00	51.90	3,600,970.50
11027	PARAMOUNT INSURANCE CO. LTD	A	-8.73	51.50	47.00	585,804.00
16601	NIALCO ALLOYS LIMITED	N	-8.64	59.00	53.90	183,531.00
13037	NAVANA PHARMACEUTICALS LIMITEC	A	-8.40	109.50	100.30	3,997,258.40
16001	AZIZ PIPES LIMITED	B	-8.09	126.00	115.80	600,606.30
12057	SIMTEX INDUSTRIES LIMITED	B	-8.05	27.30	25.10	860,371.50
12042	Generation Next Fashions Ltd.	B	-8.00	7.50	6.90	10,403,537.40

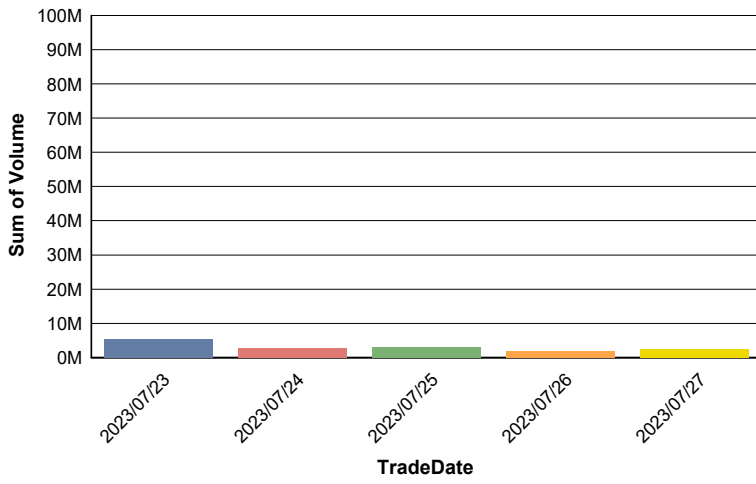
TOP TEN COMPANIES BY TURNOVER

Scrip ID	Scrip Name	Turnover (BDT)	Volume
15001	CONFIDENCE CEMENT LIMITED	30,167,020.00	371,450
14017	FU-WANG FOODS LIMITED	29,491,473.70	820,416
20006	POWER GRID COMPANY OF BD LTD.	26,181,581.00	550,030
14027	EMERALD OIL INDUSTRIES LIMITED	22,397,724.70	150,209
22025	EASTERN BANK LIMITED	22,380,568.60	761,247
20023	LUB-RREF (BANGLADESH) LTD.	18,590,333.00	521,194
22022	BANK ASIA LIMITED	16,390,400.00	788,000
11046	MEGHNA INSURANCE COMPANY LTD.	14,225,321.90	272,224
16030	WESTERN MARINE SHIPYARD LTD.	13,139,279.20	972,771
11035	ASIA INSURANCE LIMITED	10,846,607.10	198,176

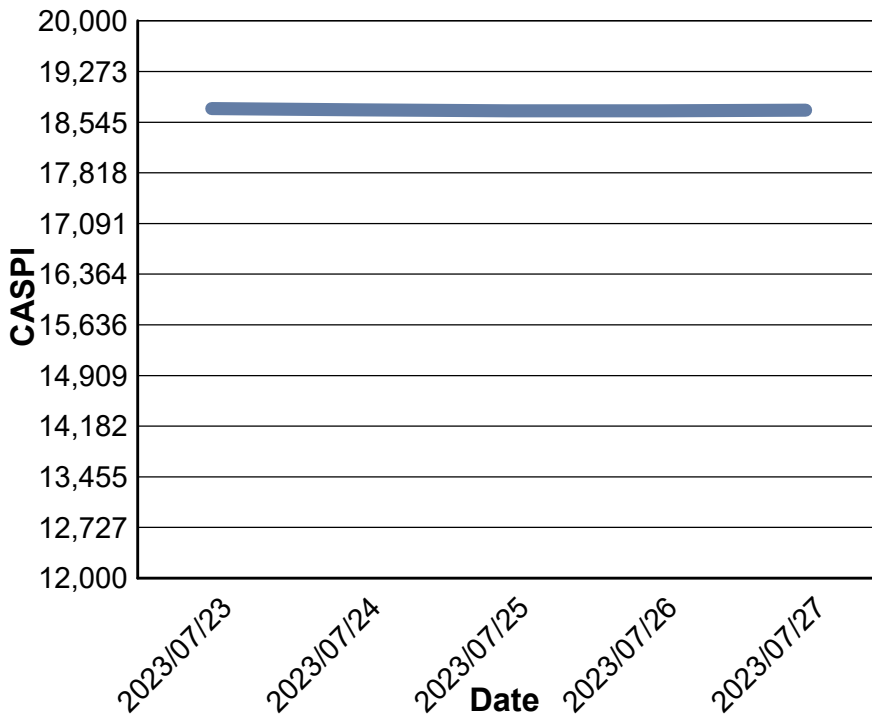
Data for Turnover Value



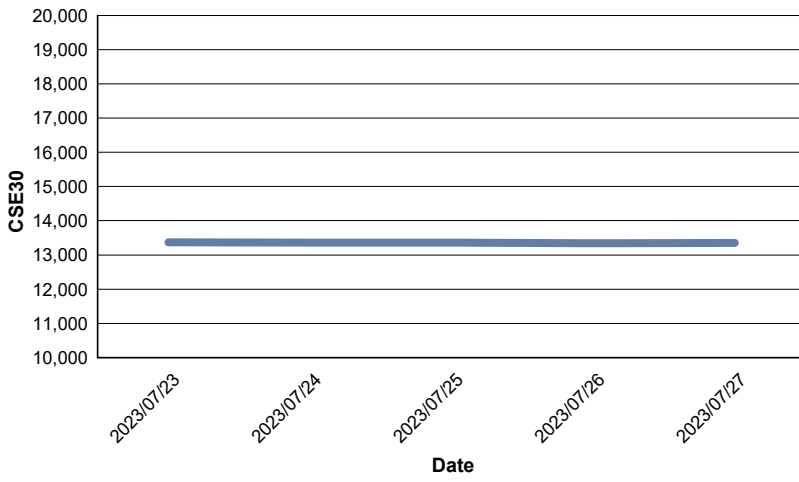
Data for Turnover Volume



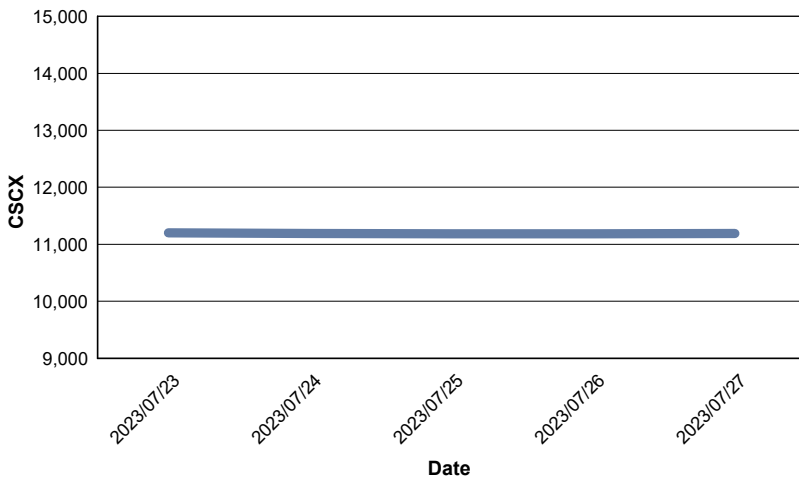
CASPI Index



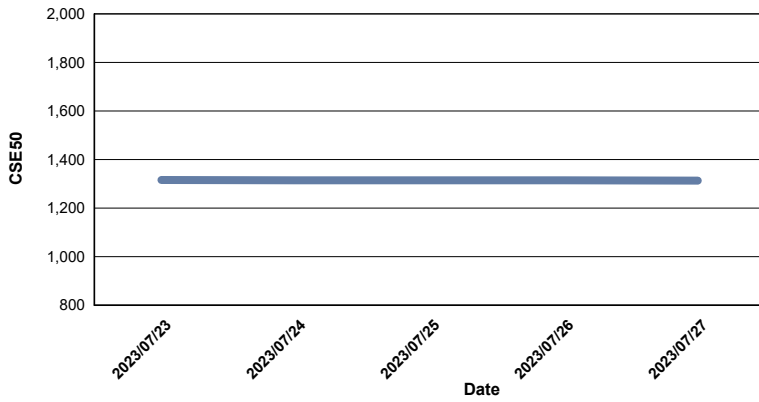
Index CSE30



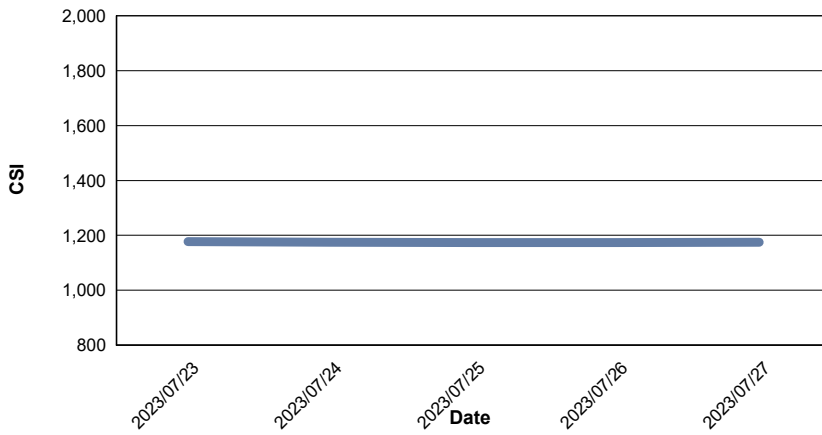
Index CSCX



Index CSE50



Index CSI



Index CSESMEX

