

Chittagong Stock Exchange

17-Aug-23

Weekly Market Summary

Week: 2023-08-13 to 2023-08-17 (Total 4 days Excluding August 15,2023)

Total Turnover (BDT) :	348,891,287.20
Volume of Share (Nos):	9,878,005.00
Total Contact(Nos)	10,050
Total Scrip Traded	267

CATEGORY WISE TURNOVER		
Group	Turnover Value(BDT)	% of Total
A	247,923,765.80	71.06
B	92,847,345.60	26.61
N	5,947,873.70	1.70
Z	2,172,302.10	0.62

MAJOR INDICES IN THE WEEK						
Date	CASPI	CSE30	CSCX	CSE50	CSI	CSESMEX
08/10/2023	18599.7587	13348.6835	11119.0674	1,309.02	1,169.36	2,238.25
08/17/2023	18478.2279	13306.5400	11046.2394	1,302.63	1,163.40	2,215.05
change in %	-0.6534	-0.3157	-0.6550	-0.49	-0.51	-1.04

SCRIP PERFORMANCE IN THE WEEK	
Advanced	27
Declined	106
No Change	134
Total Traded Issues	267

TOP TEN GAINER COMPANIES BY CLOSING PRICE						
Scrip ID	Scrip Name	Category	Week Difference	Opening	Closing	Turnover (BDT)
32605	HIMADRI LIMITED	N	20.99	1,076.00	1,301.90	4,971.00
15003	MEGHNA CEMENT MILLS LIMITED	A	11.12	62.00	68.90	476,721.00
12057	SIMTEX INDUSTRIES LIMITED	B	10.30	23.30	25.70	426,952.10
11042	DESH GENERAL INSURANCE COMPAI	A	9.73	29.80	32.70	68,670.00
11029	CONTINENTAL INSURANCE LIMITED	A	6.88	42.10	45.00	355,009.00
13007	AMBEE PHARMACEUTICALS LIMITED	A	6.04	622.30	659.90	558,802.80
11022	ASIA PACIFIC GEN INS CO LTD	A	5.09	53.00	55.70	464,338.20
17002	Apex Footwear Limited	A	4.67	286.60	300.00	5,400.00
13604	AL-MADINA PHARMACEUTICALS LIMIT	N	4.03	42.10	43.80	1,263,844.50
19003	SONALI PAPER & BOARD MILLS LIMIT	A	3.50	613.50	635.00	823,426.30

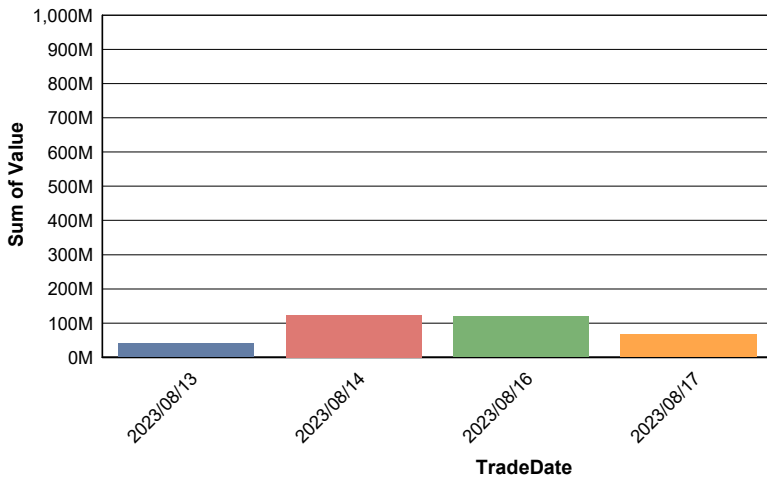
TOP TEN LOSER COMPANIES BY CLOSING PRICE

Scrip ID	Scrip Name	Category	Week Difference	Opening	Closing	Turnover (BDT)
18011	SEA PEARL BEACH RESORT & SPA LI	A	-14.01	210.50	181.00	9,314,301.20
10015	TRUST ISLAMI LIFE INSURANCE LTD.	N	-12.25	56.30	49.40	2,201,070.60
32019	KHAN BROTHERS PP WOVEN BAG IN	B	-12.06	29.00	25.50	9,189,861.10
32023	SK TRIMS & INDUSTRIES LIMITED	B	-12.00	27.50	24.20	49,550.00
19009	HAKKANI PULP & PAPER MILLS LTD	B	-11.67	66.80	59.00	363,696.10
14021	BEACH HATCHERY LTD.	B	-10.75	46.50	41.50	994,398.30
17008	LEGACY FOOTWEAR LIMITED	B	-10.38	126.10	113.00	693,808.10
14023	RANGPUR DAIRY & FOOD PROD. LTD	B	-10.09	52.50	47.20	950,284.70
12035	METRO SPINNING LIMITED	B	-10.00	39.00	35.10	342,111.00
14018	BANGAS LIMITED	B	-10.00	134.00	120.60	348,635.60

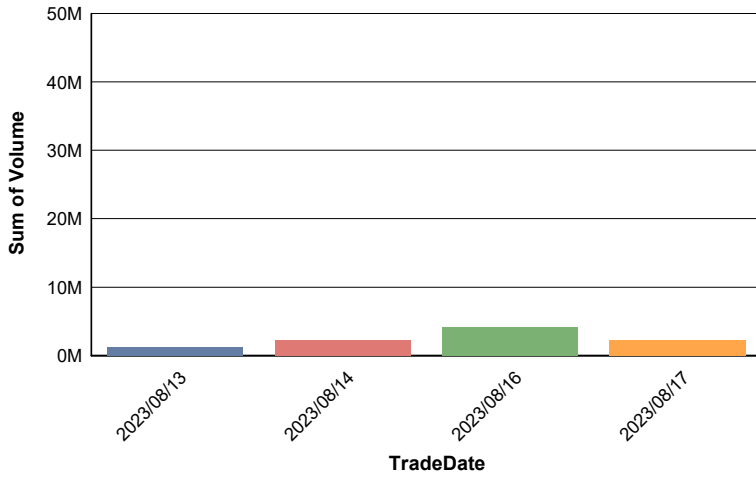
TOP TEN COMPANIES BY TURNOVER

Scrip ID	Scrip Name	Turnover (BDT)	Volume
32003	BEXIMCO LIMITED	43,836,002.00	417,982
20013	LINDE BANGLADESH LIMITED	36,450,000.00	27,000
14027	EMERALD OIL INDUSTRIES LIMITED	27,084,407.40	195,089
14005	AGRICULTURAL MARKETING CO LTD	22,071,478.60	78,429
22024	UTTARA BANK LIMITED	13,043,973.20	592,359
13031	THE ACME LABORATORIES LTD	13,011,023.40	153,078
12042	Generation Next Fashions Ltd.	12,412,499.90	1,987,458
14017	FU-WANG FOODS LIMITED	12,410,423.00	439,578
20008	MEGHNA PETROLEUM LIMITED	12,212,747.40	60,851
21020	ICB EMPL PROV MF1 SCHM1	10,146,709.40	1,447,529

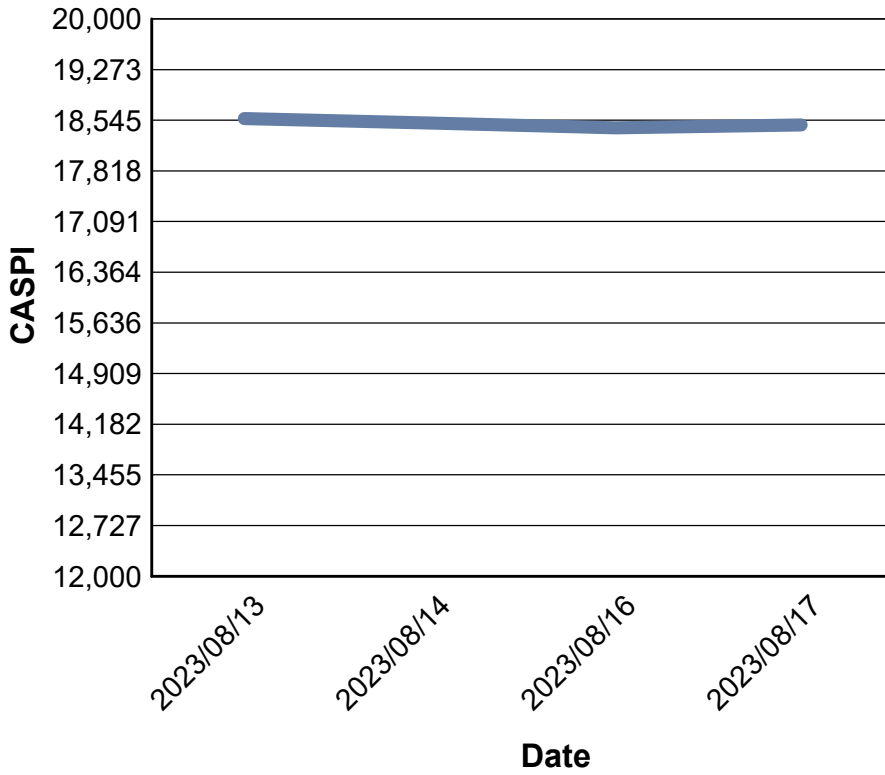
Data for Turnover Value



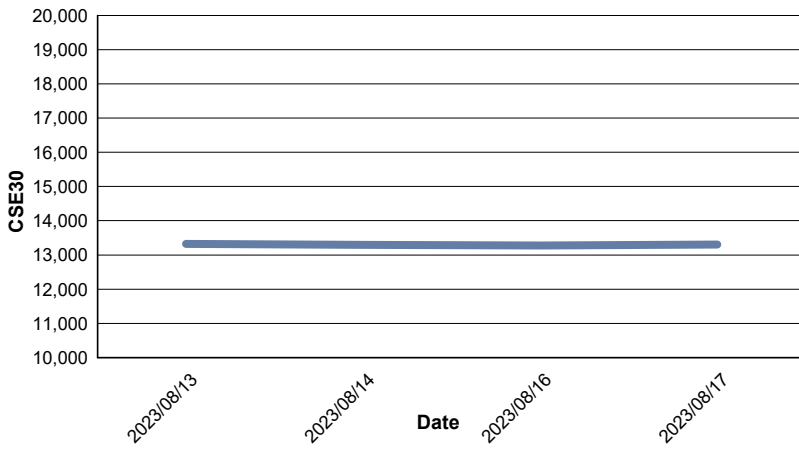
Data for Turnover Volume



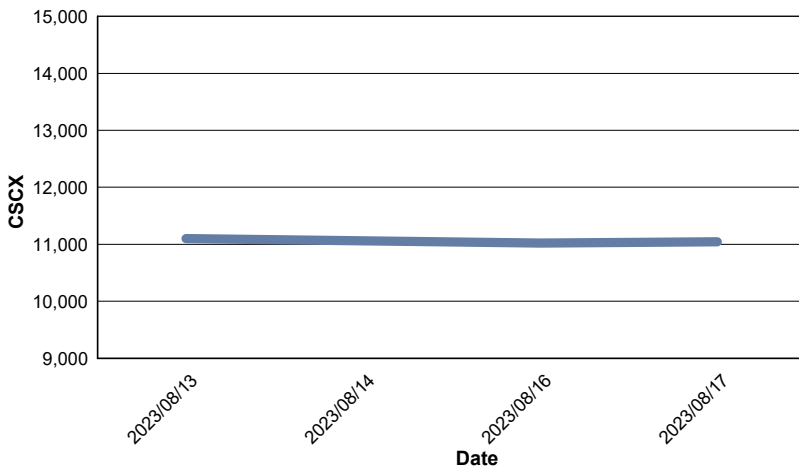
CASPI Index



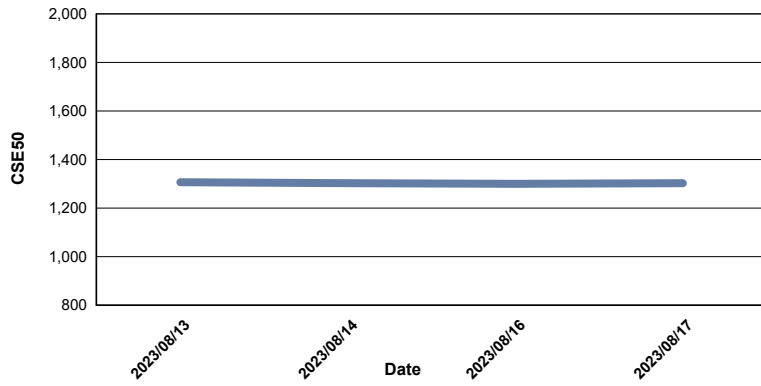
Index CSE30



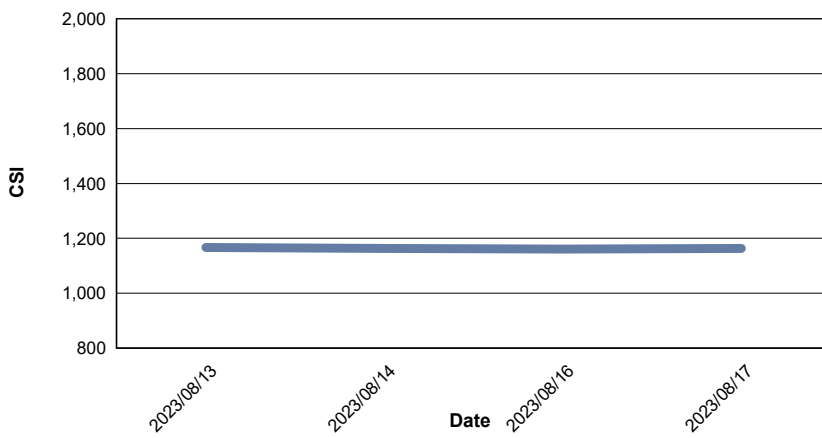
Index CSCX



Index CSE50



Index CSI



Index CSESSEX

