

Chittagong Stock Exchange

02-May-19

Weekly Market Summary

Week: 2019-04-28 to 2019-05-02 (Excluding May 01, 2019 ,total 4 days)

Total Turnover (BDT) :	653,510,210.70
Volume of Share (Nos):	24,362,116.00
Total Contact(Nos)	29,525
Total Scrip Traded	281

CATEGORY WISE TURNOVER		
Group	Turnover Value(BDT)	% of Total
A	517,502,137.30	79.18
B	55,052,687.30	8.42
N	71,714,987.80	10.97
Z	9,240,398.30	1.41

MAJOR INDICES IN THE WEEK					
Date	CASPI	CSE30	CSCX	CSE50	CSI
04/25/2019	16146.4946	14305.6668	9769.8849	1,175.49	1,060.18
05/02/2019	16160.7695	14350.7461	9783.5005	1,175.04	1,067.93
change in %	0.0884	0.3151	0.1394	-0.04	0.73

SCRIP PERFORMANCE IN THE WEEK	
Advanced	169
Declined	91
No Change	21
Total Traded Issues	281

TOP TEN GAINER COMPANIES BY CLOSING PRICE						
Scrip ID	Scrip Name	Category	Week		Closing	Turnover (BDT)
			Difference	Opening		
24011	GENEX INFOSYS LIMITED	N	23.11	38.50	47.40	17,106,222.20
25011	BD INDUSTRIAL FINANCE CO. LTD	Z	18.86	5.30	6.30	170,014.70
20014	GBB POWER LIMITED	Z	16.84	9.50	11.10	749,813.60
32023	SK TRIMS & INDUSTRIES LIMITED	A	16.46	41.90	48.80	1,753,161.70
13032	ADVENT PHARMA LIMITED	A	15.25	30.80	35.50	5,873,487.40
23003	STANDARD CERAMIC INDS LIMITED	B	14.42	261.30	299.00	1,460,905.00
32020	NATIONAL FEED MILL LTD.	B	14.11	8.50	9.70	1,435,888.00
24010	AAMRA NETWORKS LIMITED	A	14.00	50.00	57.00	3,064,730.50
19009	HAKKANI PULP & PAPER MILLS LTD	B	13.70	62.00	70.50	329,679.70
17008	LEGACY FOOTWEAR LIMITED	A	12.96	110.30	124.60	6,412,023.10

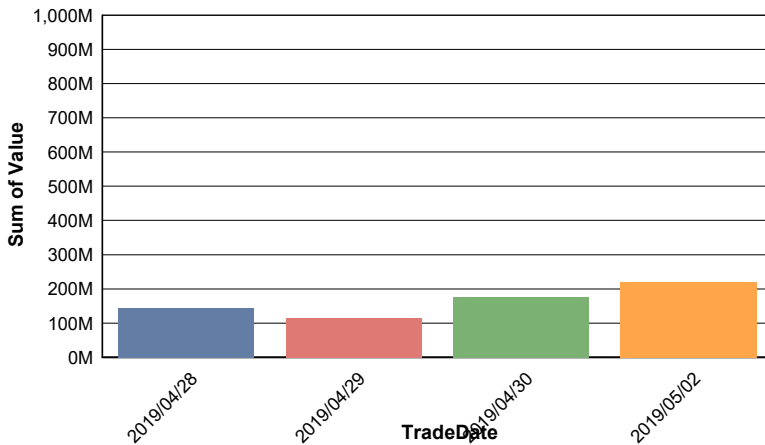
TOP TEN LOSER COMPANIES BY CLOSING PRICE

Scrip ID	Scrip Name	Category	Week Difference	Opening	Closing	Turnover (BDT)
17009	BATA SHOE COMPANY (BD) LIMITED	A	-16.82	1,145.00	952.30	937,873.80
12039	MALEK SPINNING MILLS LTD.	A	-15.78	19.00	16.00	2,197,208.00
22002	AB BANK LIMITED	Z	-15.38	11.70	9.90	1,730,488.00
16013	BANGLADESH LAMPS LIMITED	A	-13.41	205.00	177.50	320,840.00
22032	TRUST BANK LIMITED	A	-11.82	29.60	26.10	1,008,668.00
13003	ADVANCED CHEMICAL INDUSTRIES	A	-11.68	301.30	266.10	2,276,913.10
32002	ARAMIT LIMITED	A	-10.80	345.30	308.00	9,156.70
13020	BERGER PAINTS BANGLADESH LTD	A	-10.75	1,720.00	1,535.10	2,715,303.10
12042	Generation Next Fashions Ltd.	A	-10.52	5.70	5.10	5,721,965.50
22005	RUPALI BANK LIMITED	A	-10.21	42.10	37.80	1,974,326.50

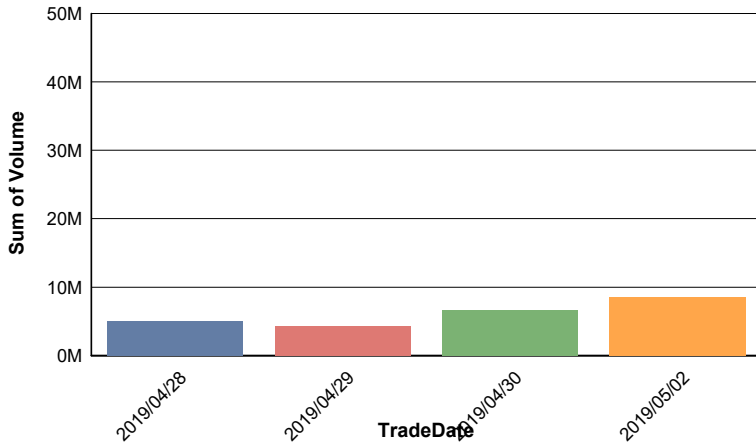
TOP TEN COMPANIES BY TURNOVER

Scrip ID	Scrip Name	Turnover (BDT)	Volume
20019	Doreen Power Generations and Systems Limited	55,049,774.00	671,292
12069	ESQUIRE KNIT COMPOSITE LIMITED	37,894,487.70	860,008
32005	NATIONAL POLYMER IND LTD	28,094,358.60	286,170
32003	BEXIMCO LIMITED	26,132,642.00	1,149,903
13034	INDO-BANGLA PHARMACEUTICALS LTD.	24,042,662.50	962,396
22029	BRAC BANK LIMITED	21,950,968.80	347,164
24011	GENEX INFOSYS LIMITED	17,106,222.20	388,901
16038	S. S. STEEL LIMITED	14,024,447.00	545,747
26002	BANGLADESH SUBMARINE CABLE CO.	14,010,164.70	91,429
13002	SQUARE PHARMACEUTICALS LIMITED	12,447,857.90	47,962

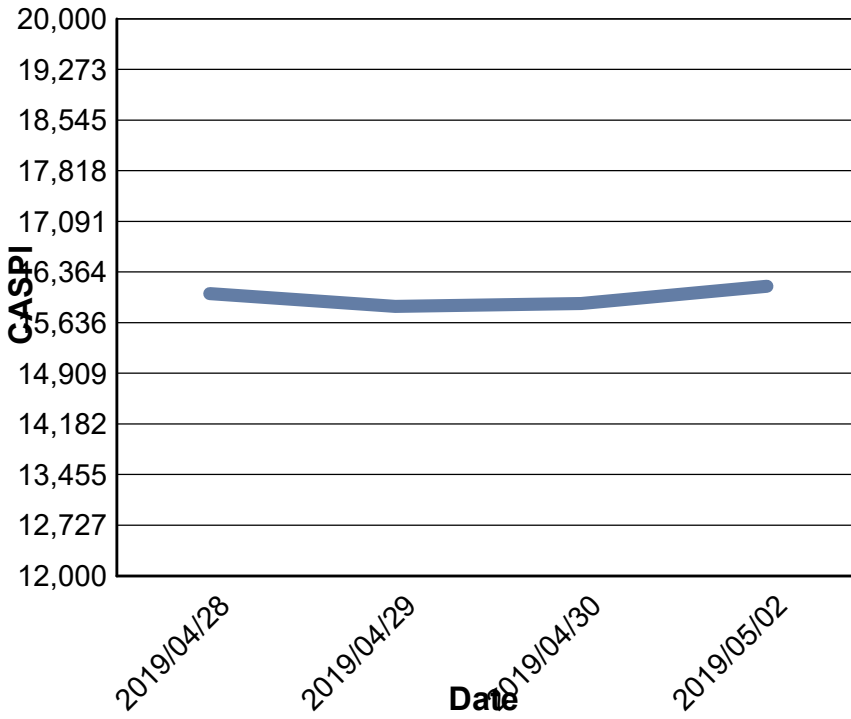
Data for Turnover Value



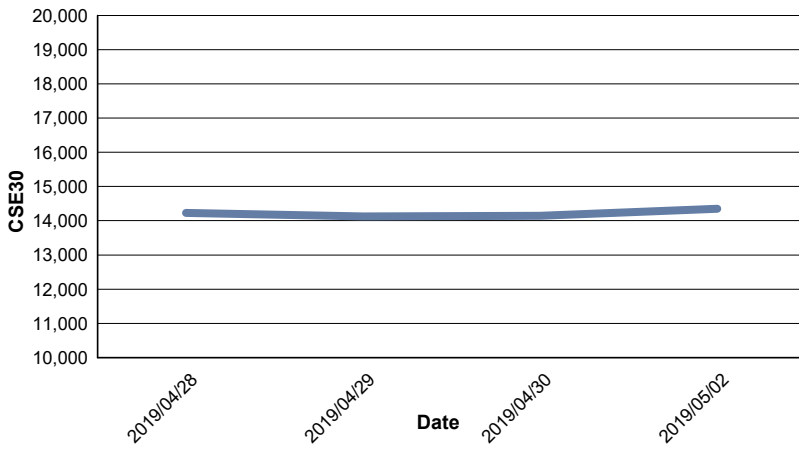
Data for Turnover Volume



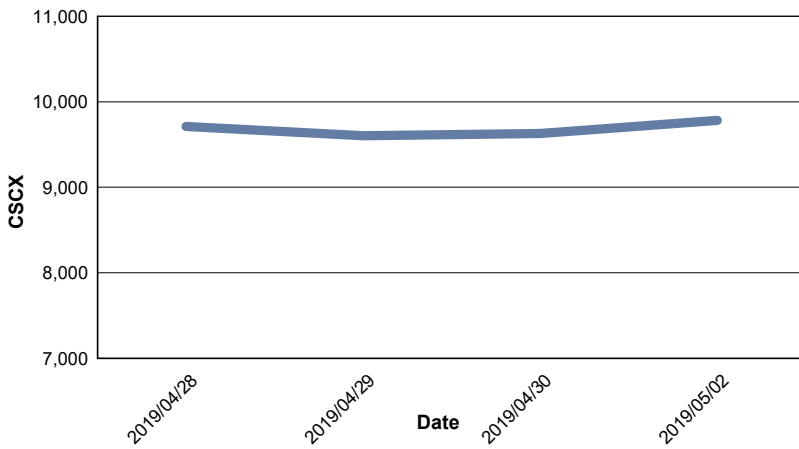
CASPI Index



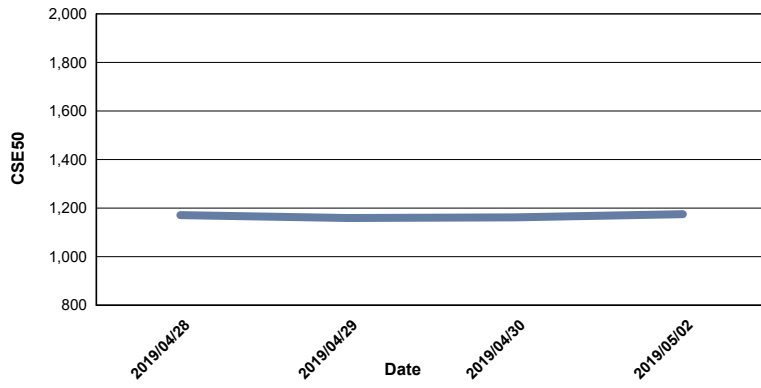
Index CSE30



Index CSCX



Index CSE50



Index CSI

