

# Chittagong Stock Exchange

03-May-23

## Weekly Market Summary

Week: 2023-04-30 to 2023-05-03 Total 3 days Excluding 1st May 2023)

<b>Total Turnover (BDT) :</b>	265,671,061.90
<b>Volume of Share (Nos):</b>	6,633,239.00
<b>Total Contact(Nos)</b>	12,116
<b>Total Scrip Traded</b>	265

CATEGORY WISE TURNOVER		
Group	Turnover Value(BDT)	% of Total
A	194,711,046.50	73.29
B	42,763,704.60	16.10
N	23,172,438.60	8.72
Z	5,023,872.20	1.89

MAJOR INDICES IN THE WEEK						
Date	CASPI	CSE30	CSCX	CSE50	CSI	CSESMEX
04/27/2023	18466.8935	13447.4933	11064.6050	1,315.95	1,161.98	1,709.78
05/03/2023	18481.5201	13473.7524	11069.8119	1,318.07	1,166.89	1,710.17
change in %	0.0792	0.1953	0.0471	0.16	0.42	0.02

SCRIP PERFORMANCE IN THE WEEK	
Advanced	52
Declined	55
No Change	158
Total Traded Issues	265

TOP TEN GAINER COMPANIES BY CLOSING PRICE						
Scrip ID	Scrip Name	Category	Week		Closing	Turnover (BDT)
			Difference	Opening		
32605	HIMADRI LIMITED	N	32.47	38.80	51.40	117,094.00
15002	HEIDELBERG CEMENT BANGLADESH	A	30.01	253.20	329.20	7,201,140.60
22038	MIDLAND BANK LIMITED	N	21.42	11.20	13.60	19,408,574.90
14027	EMERALD OIL INDUSTRIES LIMITED	Z	19.27	55.00	65.60	4,506,499.00
16017	BD WELDING ELECTRODES LIMITED	Z	13.58	24.30	27.60	401,636.70
10008	PRAGATI LIFE INSURANCE LTD.	A	11.92	102.30	114.50	407,947.50
19009	HAKKANI PULP & PAPER MILLS LTD	B	11.91	55.40	62.00	1,125,024.70
15010	Crown Cement PLC	A	8.57	70.00	76.00	278,843.20
16036	OIMEX ELECTRODE LIMITED	B	8.02	16.20	17.50	188,159.00
11024	SONAR BANGLA INSURANCE LTD.	A	7.72	46.60	50.20	83,530.80

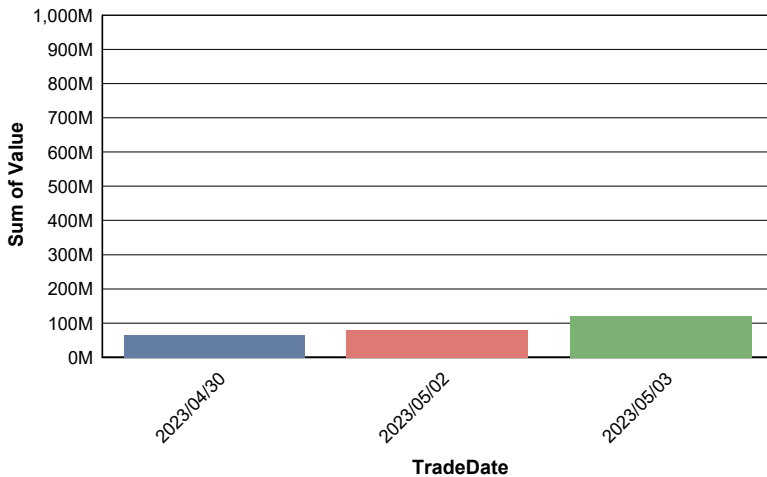
**TOP TEN LOSER COMPANIES BY CLOSING PRICE**

Scrip ID	Scrip Name	Category	Week Difference	Opening	Closing	Turnover (BDT)
18011	SEA PEARL BEACH RESORT & SPA LII	A	-14.59	294.70	251.70	1,502,386.90
17002	Apex Footwear Limited	A	-9.38	373.10	338.10	1,293,084.20
24008	AAMRA TECHNOLOGIES LIMITED	A	-8.53	41.00	37.50	1,778,493.50
13011	KOHINOOR CHEMICAL CO (BD) LTD	A	-7.69	500.20	461.70	558,312.20
12056	TOSRIFA INDUSTRIES LTD.	B	-7.43	24.20	22.40	33,174.00
13008	ORION INFUSION LIMITED	A	-7.33	352.90	327.00	2,058,183.70
11034	MERCANTILE INSURANCE CO.LTD.	A	-6.34	33.10	31.00	991,550.00
14010	NATIONAL TEA COMPANY LIMITED	B	-5.79	690.00	650.00	68,250.00
17001	APEX TANNERY LIMITED	A	-5.35	112.00	106.00	530,023.60
32020	NATIONAL FEED MILL LTD.	B	-5.15	19.40	18.40	3,114,425.70

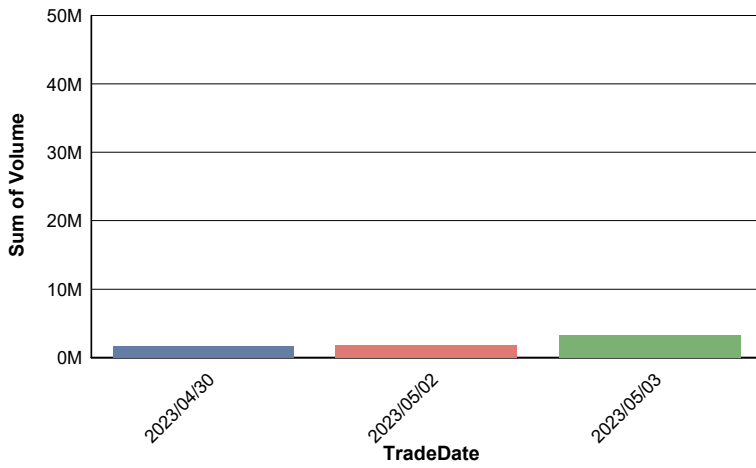
**TOP TEN COMPANIES BY TURNOVER**

Scrip ID	Scrip Name	Turnover (BDT)	Volume
15009	LAFARGE HOLCIM BANGLADESH LIMITED	26,927,890.50	407,103
24012	ADN TELECOM LIMITED	21,302,859.80	146,257
22038	MIDLAND BANK LIMITED	19,408,574.90	1,483,807
19003	SONALI PAPER & BOARD MILLS LIMITED	12,800,775.00	20,002
18008	UNIQUE HOTEL & RESORTS LIMITED	10,145,876.60	121,589
24011	GENEX INFOSYS LIMITED	7,900,008.10	82,061
15002	HEIDELBERG CEMENT BANGLADESH L	7,201,140.60	23,035
13037	NAVANA PHARMACEUTICALS LIMITED	6,928,050.40	81,412
19011	BASHUNDHARA PAPER MILLS LTD.	6,289,782.80	76,013
19006	SINOBANGLA INDUSTRIES LIMITED	5,871,520.80	93,152

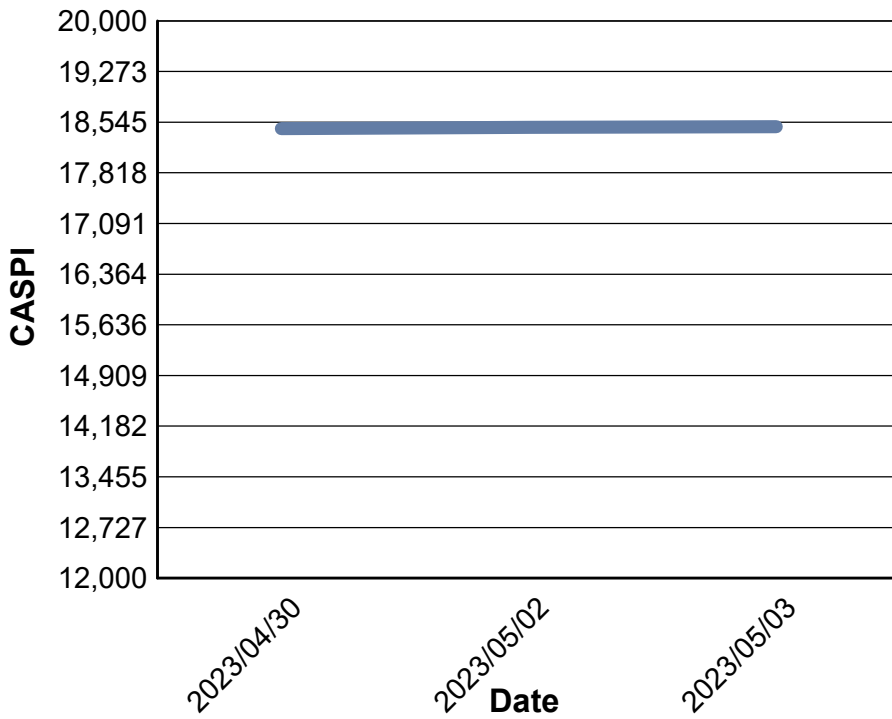
**Data for Turnover Value**



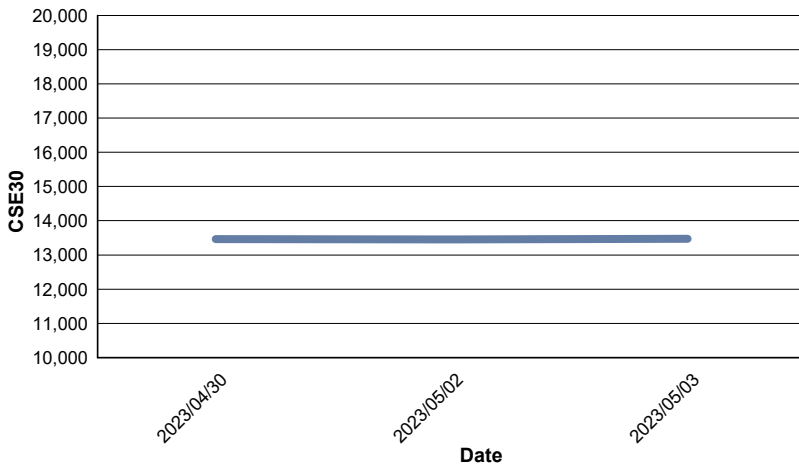
### Data for Turnover Volume



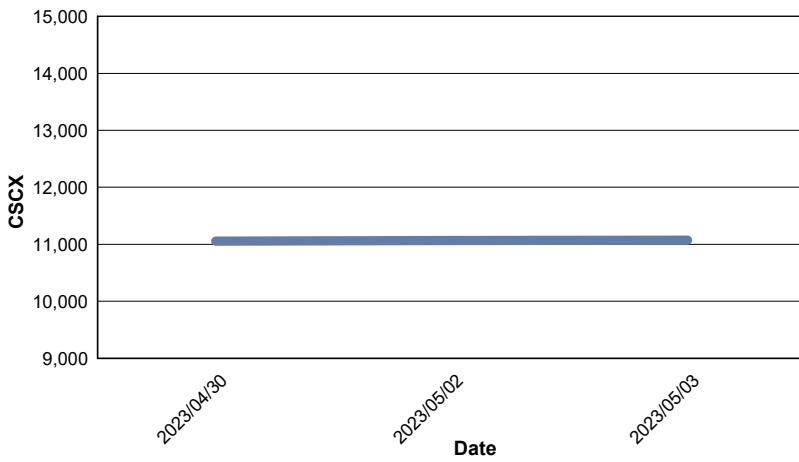
### CASPI Index



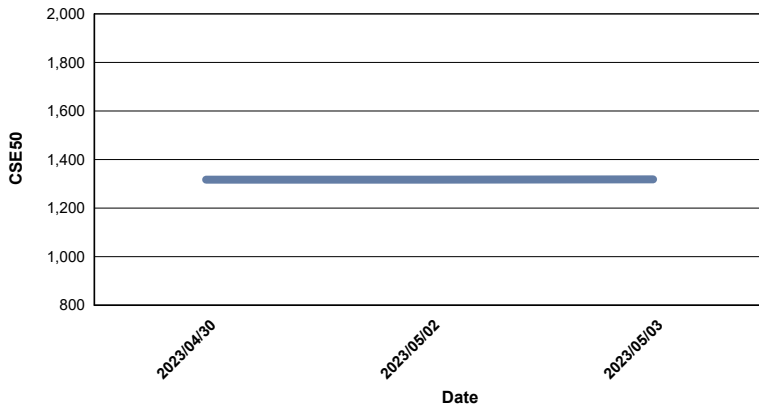
### Index CSE30



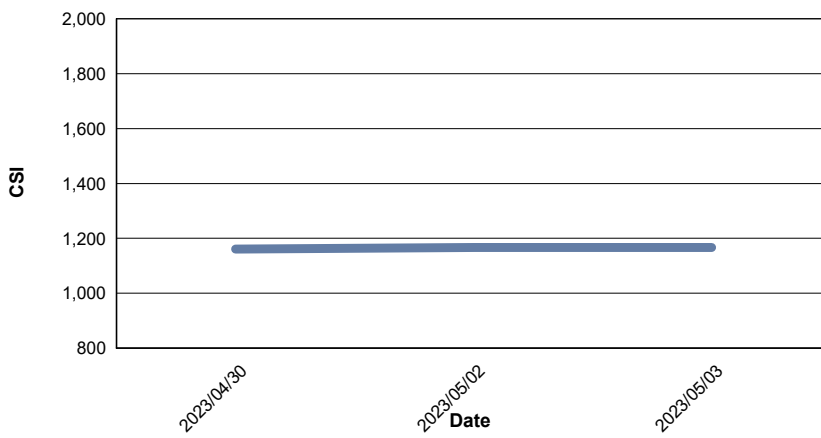
### Index CSCX



### Index CSE50



### Index CSI



### Index CSESMEX

