

# Chittagong Stock Exchange

02-Nov-23

## Weekly Market Summary

Week: 2023-10-29 to 2023-11-02 (5 days)

<b>Total Turnover (BDT) :</b>	6,542,288,236.00
<b>Volume of Share (Nos):</b>	199,753,558.00
<b>Total Contact(Nos)</b>	9,065
<b>Total Scrip Traded</b>	245

CATEGORY WISE TURNOVER		
Group	Turnover Value(BDT)	% of Total
A	6,406,916,467.20	97.93
B	126,446,540.10	1.93
N	6,863,998.70	0.10
Z	2,061,230.00	0.03

MAJOR INDICES IN THE WEEK						
Date	CASPI	CSE30	CSCX	CSE50	CSI	CSESMEX
10/26/2023	18586.6913	13356.2691	11109.7937	1,307.30	1,168.93	2,288.35
11/02/2023	18573.0344	13382.7964	11108.9504	1,309.66	1,170.54	2,577.25
change in %	-0.0735	0.1986	-0.0076	0.18	0.14	12.63

SCRIP PERFORMANCE IN THE WEEK	
Advanced	63
Declined	58
No Change	124
Total Traded Issues	245

TOP TEN GAINER COMPANIES BY CLOSING PRICE						
Scrip ID	Scrip Name	Category	Week		Closing	Turnover (BDT)
			Difference	Opening		
12038	R. N. SPINNING MILLS LIMITED	Z	229.68	6.40	21.10	17,114.00
13030	FAR CHEMICAL INDUSTRIES LTD.	B	165.42	10.70	28.40	29,573.40
32605	HIMADRI LIMITED	N	103.61	4,085.00	8,317.50	418,372.60
18004	SAMORITA HOSPITAL LIMITED	A	35.92	76.00	103.30	7,153,982.50
32019	KHAN BROTHERS PP WOVEN BAG IN	B	34.00	30.00	40.20	5,525,961.80
19010	KHULNA PRINTING & PACKAGING LTC	B	19.58	9.70	11.60	1,633,647.50
15003	MEGHNA CEMENT MILLS LIMITED	A	19.03	62.00	73.80	223,556.00
14017	FU-WANG FOODS LIMITED	B	14.38	29.90	34.20	26,560,409.50
19009	HAKKANI PULP & PAPER MILLS LTD	B	12.79	60.20	67.90	811,850.00
16001	AZIZ PIPES LIMITED	B	11.19	92.00	102.30	357,848.00

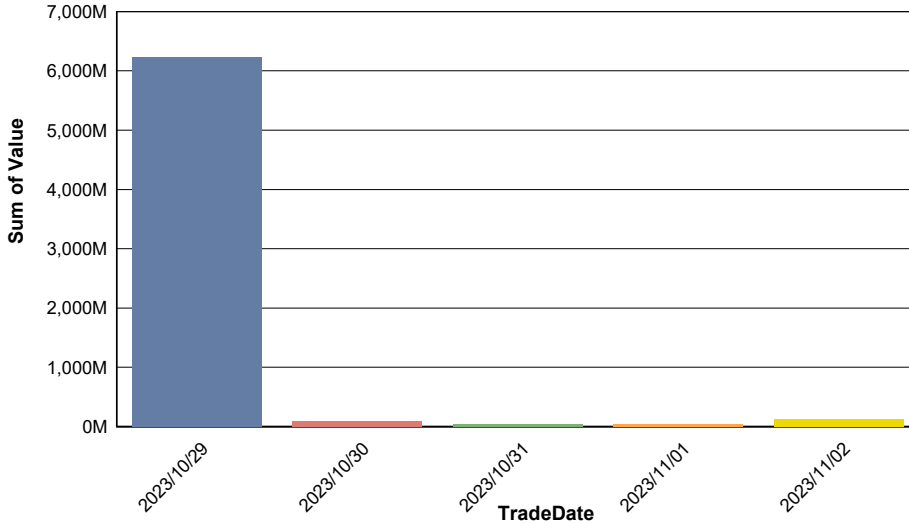
**TOP TEN LOSER COMPANIES BY CLOSING PRICE**

Scrip ID	Scrip Name	Category	Week Difference	Opening	Closing	Turnover (BDT)
12056	TOSRIFA INDUSTRIES LTD.	B	-14.13	27.60	23.70	767,581.30
11010	BD GENERAL INSURANCE COMPANY	A	-9.96	61.20	55.10	55,100.00
16601	NIALCO ALLOYS LIMITED	N	-9.82	56.00	50.50	512,225.00
11034	MERCANTILE INSURANCE CO.LTD.	A	-9.72	36.00	32.50	212,402.40
24007	DAFFODIL COMPUTERS LIMITED	B	-9.47	93.90	85.00	11,972,719.60
11005	JANATA INSURANCE COMPANY LTD	A	-9.32	38.60	35.00	115,537.70
32002	ARAMIT LIMITED	A	-9.11	346.60	315.00	498,610.00
11042	DESH GENERAL INSURANCE COMPAI	B	-8.65	35.80	32.70	347,381.70
14001	APEX FOODS LIMITED	A	-8.63	352.20	321.80	48,273.00
17601	MK FOOTWEAR PLC	N	-7.76	41.20	38.00	405,913.00

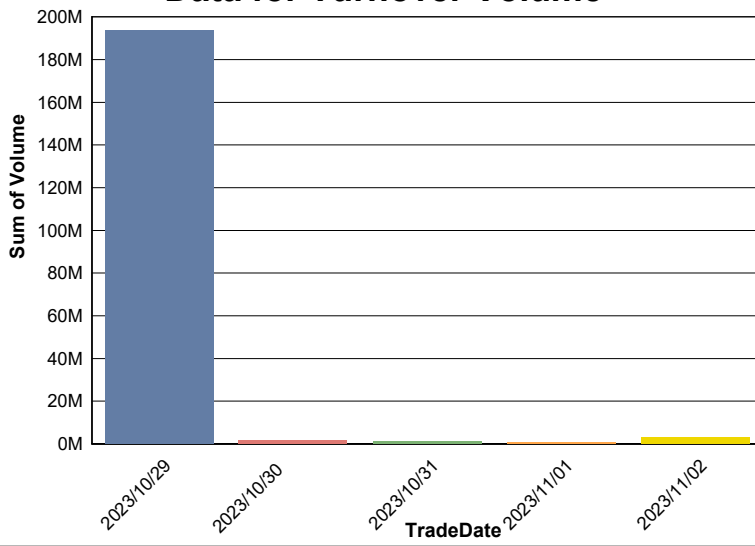
**TOP TEN COMPANIES BY TURNOVER**

Scrip ID	Scrip Name	Turnover (BDT)	Volume
22008	ISLAMI BANK BANGLADESH LIMITED	6,175,386,218.60	191,556,296
18011	SEA PEARL BEACH RESORT & SPA LIMITED	73,585,769.20	377,000
20006	POWER GRID COMPANY OF BD LTD.	53,388,500.00	935,000
14027	EMERALD OIL INDUSTRIES LIMITED	27,221,261.80	206,443
14017	FU-WANG FOODS LIMITED	26,560,409.50	826,614
24007	DAFFODIL COMPUTERS LIMITED	11,972,719.60	136,064
11011	PRAGATI INSURANCE LIMITED	8,488,441.00	144,561
32003	BEXIMCO LIMITED	8,349,244.00	72,602
22003	NATIONAL BANK LIMITED	8,075,957.60	950,114
19008	MIRACLE INDUSTRIES LIMITED	7,329,642.80	172,125

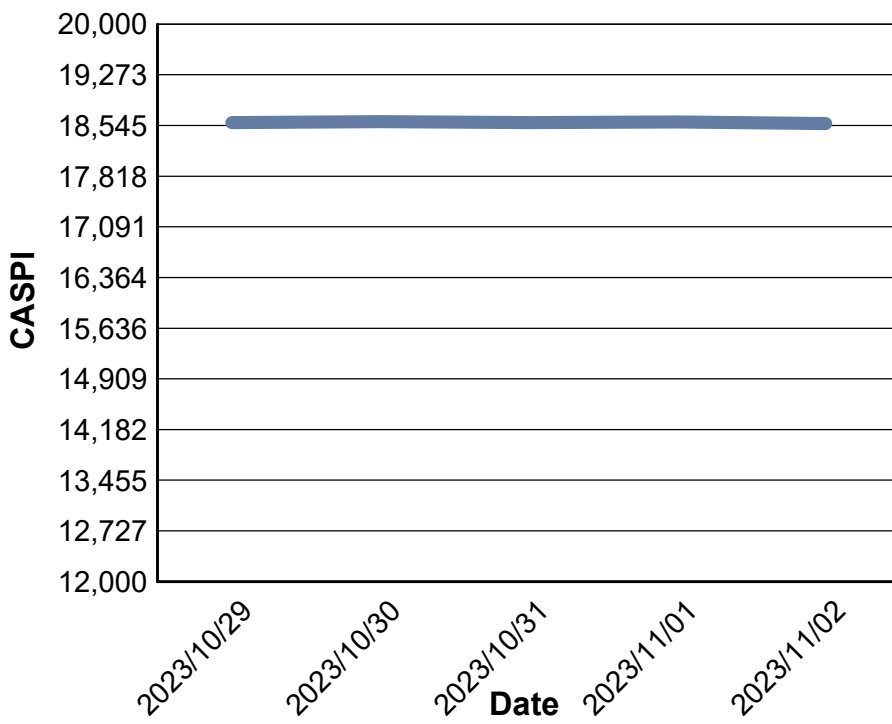
**Data for Turnover Value**



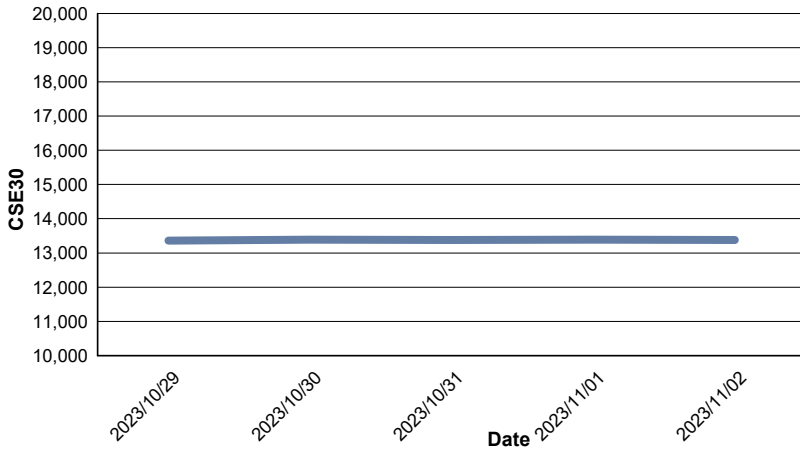
### Data for Turnover Volume



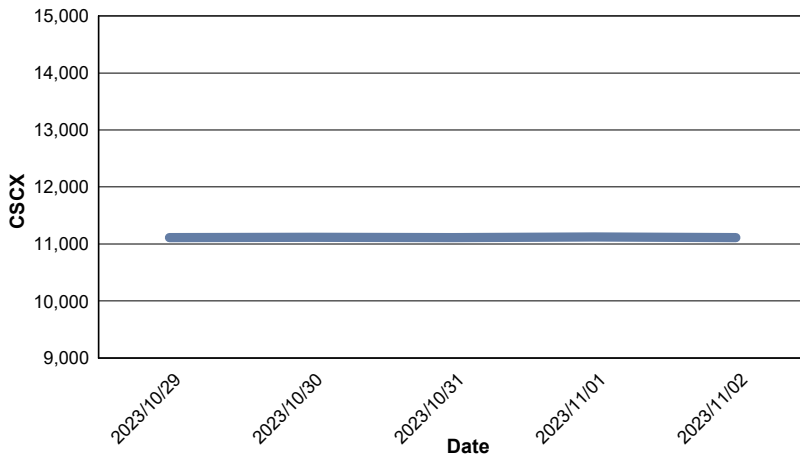
### CASPI Index



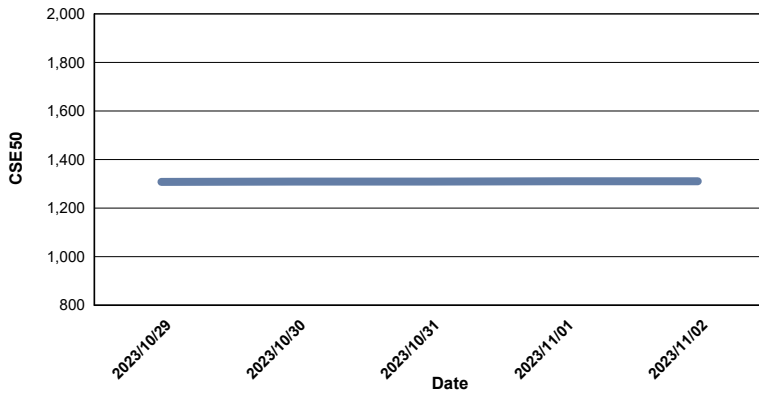
### Index CSE30



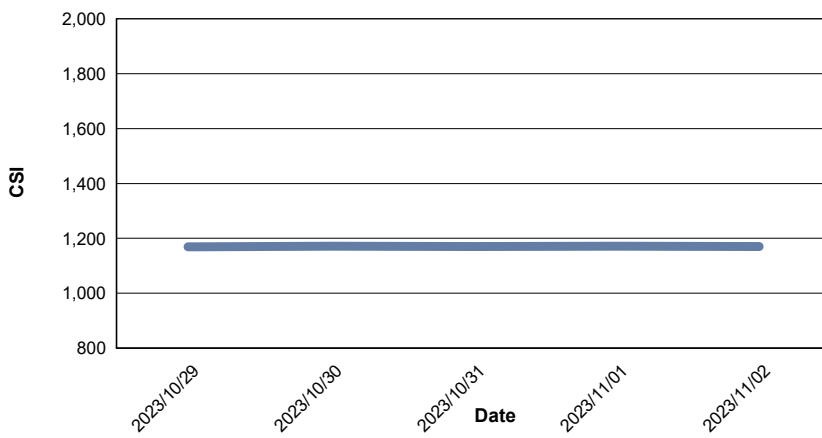
### Index CSCX



### Index CSE50



### Index CSI



### Index CSESMEX

