

Chittagong Stock Exchange

04-Feb-21

Weekly Market Summary

Week: 2021-01-31 to 2021-02-04 (5 days)

Total Turnover (BDT) :	2,899,015,974.60
Volume of Share (Nos):	57,422,383.00
Total Contact(Nos)	72,072
Total Scrip Traded	295

CATEGORY WISE TURNOVER		
Group	Turnover Value(BDT)	% of Total
A	1,892,769,309.40	65.28
B	279,609,773.70	9.64
N	713,139,626.70	24.58
Z	13,497,264.80	0.46

MAJOR INDICES IN THE WEEK					
Date	CASPI	CSE30	CSCX	CSE50	CSI
01/28/2021	16675.3918	13208.3509	10065.9604	1,275.54	1,041.51
02/04/2021	16331.1480	12873.4278	9853.6845	1,256.55	1,019.77
change in %	-2.0644	-2.5357	-2.1088	-1.49	-2.09

SCRIP PERFORMANCE IN THE WEEK	
Advanced	52
Declined	183
No Change	60
Total Traded Issues	295

TOP TEN GAINER COMPANIES BY CLOSING PRICE						
Scrip ID	Scrip Name	Category	Week		Closing	Turnover (BDT)
			Difference	Opening		
16043	MIR AKHTER HOSSAIN LIMITED	N	60.55	54.00	86.70	167,521,520.60
24005	INTECH ONLINE LIMITED	Z	24.82	29.00	36.20	428,058.90
15005	ARAMIT CEMENT LIMITED	Z	24.70	17.00	21.20	3,781,239.70
12017	ALLTEX INDUSTRIES LIMITED	Z	18.88	9.00	10.70	311,212.80
15010	M.I. CEMENT FACTORY LTD.	A	12.07	47.20	52.90	1,680,891.60
11016	PRIME INSURANCE COMPANY LTD	A	9.87	40.50	44.50	4,539.00
13021	ACI FORMULATIONS LIMITED	A	9.36	111.10	121.50	119,104.00
32002	ARAMIT LIMITED	A	8.75	240.00	261.00	11,745.00
12051	TUNG HAI KNITTING & DYEING LTD.	Z	7.14	2.80	3.00	70,567.60
12037	THE DACCA DYEING & MFC. CO. LT	Z	6.84	7.30	7.80	468,333.50

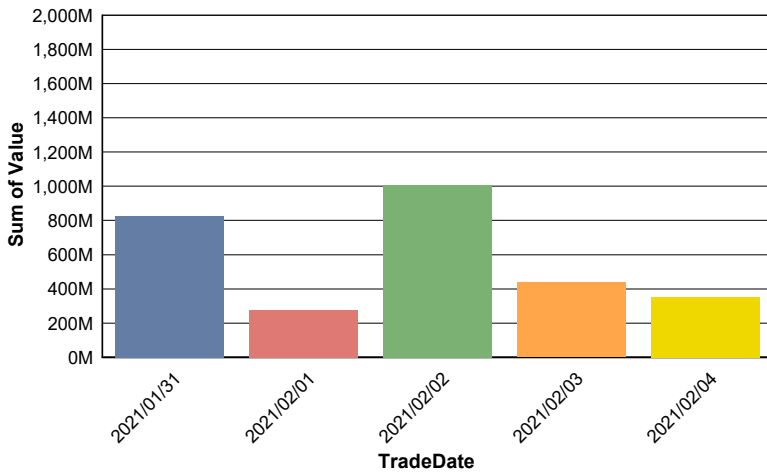
TOP TEN LOSER COMPANIES BY CLOSING PRICE

Scrip ID	Scrip Name	Category	Week Difference	Opening	Closing	Turnover (BDT)
20022	ENERGY PAC POWER GENERATION LTD	N	-23.07	70.20	54.00	188,195,457.60
11035	ASIA INSURANCE LIMITED	A	-22.34	118.60	92.10	515,880.70
26003	ROBI AXIATA LIMITED	N	-15.12	52.90	44.90	343,593,064.20
21051	CAPM IBBL ISLAMIC MUTUAL FUND	A	-13.55	27.30	23.60	1,229.20
16002	QUASEM INDUSTRIES LIMITED	A	-13.33	43.50	37.70	860,732.40
20004	SUMMIT POWER LIMITED	A	-12.57	50.10	43.80	30,966,414.80
23005	SHINEPUKUR CERAMICS LIMITED	B	-12.23	27.80	24.40	7,988,957.80
20021	ASSOCIATED OXYGEN LIMITED	A	-12.18	43.50	38.20	1,608,483.80
11017	PIONEER INSURANCE COMPANY LTD	A	-12.15	72.40	63.60	600,450.00
11039	BANGLADESH NATIONAL INSURANCE	A	-11.52	59.00	52.20	313,756.00

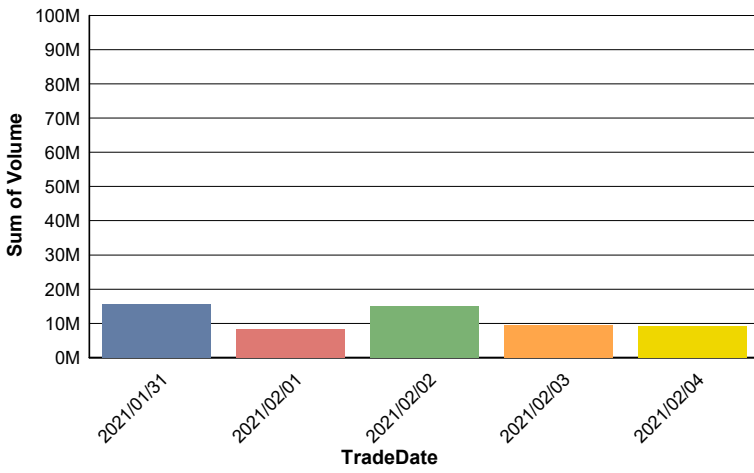
TOP TEN COMPANIES BY TURNOVER

Scrip ID	Scrip Name	Turnover (BDT)	Volume
13005	BEXIMCO PHARMACEUTICALS LTD	654,454,821.00	3,657,555
26003	ROBI AXIATA LIMITED	343,593,064.20	6,988,912
20008	MEGHNA PETROLEUM LIMITED	225,083,435.30	1,204,500
20022	ENERGY PAC POWER GENERATION LTD.	188,195,457.60	2,990,565
16043	MIR AKHTER HOSSAIN LIMITED	167,521,520.60	1,736,192
32003	BEXIMCO LIMITED	147,006,020.30	1,743,300
22006	THE CITY BANK LIMITED	110,890,424.40	3,743,163
16035	BBS CABLES LTD.	93,609,521.70	1,714,403
25010	LANKABANGLA FINANCE LIMITED	78,200,168.00	1,991,049
32009	BRITISH AMERICAN TOBACCO BD CO	60,095,655.90	38,192

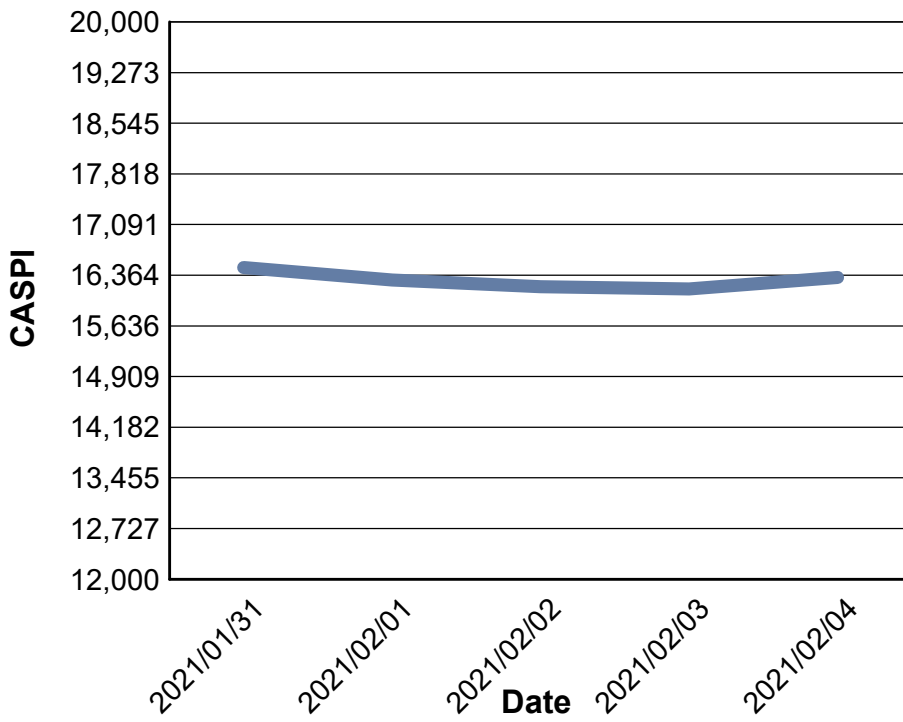
Data for Turnover Value



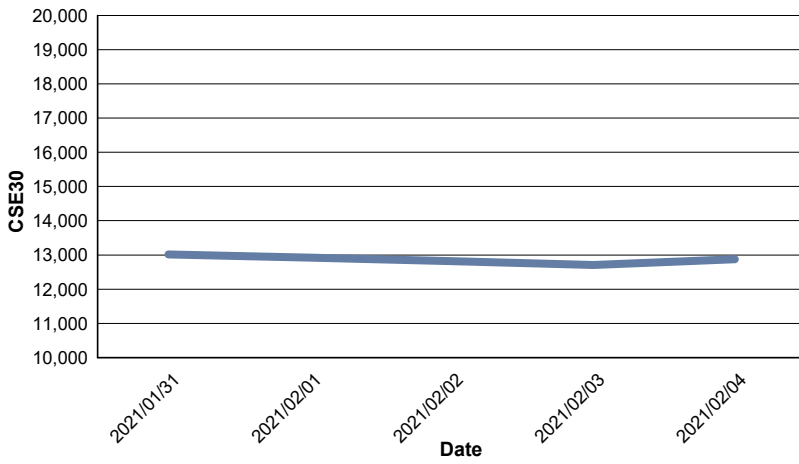
Data for Turnover Volume



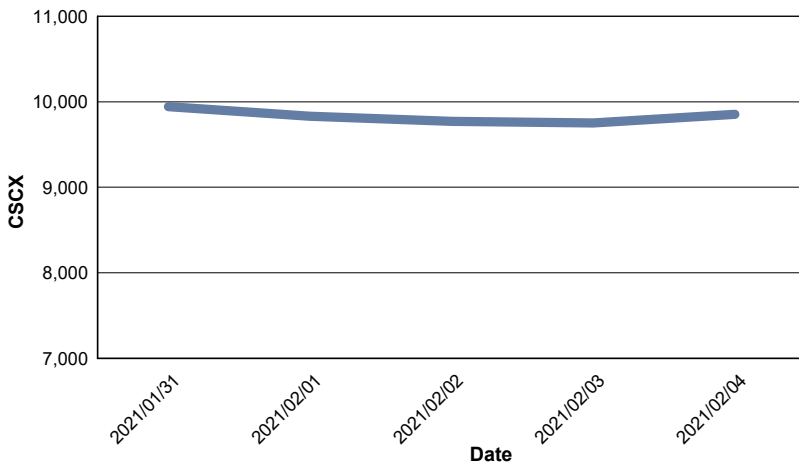
CASPI Index



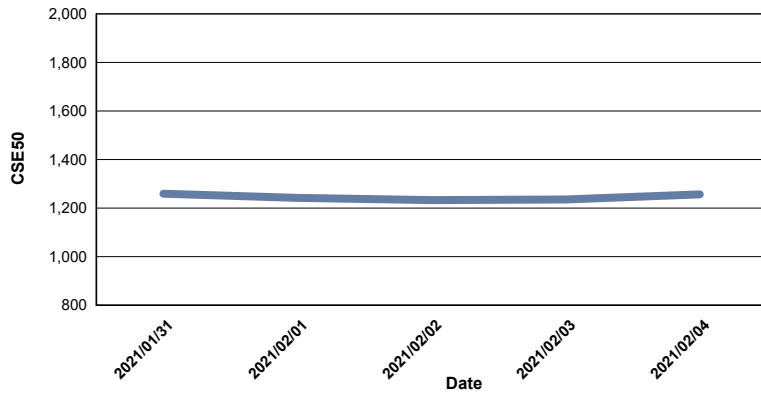
Index CSE30



Index CSCX



Index CSE50



Index CSI

