

# Chittagong Stock Exchange

16-Mar-23

## Weekly Market Summary

Week: 2023-03-12 to 2023-03-16 (5 days)

<b>Total Turnover (BDT) :</b>	571,358,318.90
<b>Volume of Share (Nos):</b>	10,348,373.00
<b>Total Contact(Nos)</b>	13,907
<b>Total Scrip Traded</b>	266

CATEGORY WISE TURNOVER		
Group	Turnover Value(BDT)	% of Total
A	497,735,049.10	87.11
B	65,845,512.40	11.52
N	7,053,986.60	1.23
Z	723,770.80	0.13

MAJOR INDICES IN THE WEEK						
Date	CASPI	CSE30	CSCX	CSE50	CSI	CSESMEX
03/09/2023	18450.1504	13352.7818	11059.9198	1,323.92	1,161.21	1,659.91
03/16/2023	18352.7177	13333.9212	11001.7177	1,320.56	1,156.90	1,609.70
change in %	-0.5281	-0.1412	-0.5262	-0.25	-0.37	-3.03

SCRIP PERFORMANCE IN THE WEEK	
Advanced	18
Declined	83
No Change	165
Total Traded Issues	266

TOP TEN GAINER COMPANIES BY CLOSING PRICE						
Scrip ID	Scrip Name	Category	Week		Closing	Turnover (BDT)
			Difference	Opening		
11028	CITY GENERAL INSURANCE CO. LTD	A	10.22	31.30	34.50	2,864,256.70
25013	UNION CAPITAL LIMITED	B	9.45	7.40	8.10	506,774.00
11022	ASIA PACIFIC GEN INS CO LTD	A	7.77	45.00	48.50	96.90
11021	NITOL INSURANCE COMPANY LTD	A	6.98	37.20	39.80	3,980.00
14026	OLYMPIC INDUSTRIES LIMITED	A	6.92	147.30	157.50	6,386,633.30
11006	CENTRAL INSURANCE COMPANY LTD	A	5.52	39.80	42.00	226,461.00
16036	OIMEX ELECTRODE LIMITED	A	5.48	16.40	17.30	940,772.70
14023	RANGPUR DAIRY & FOOD PROD. LTD	B	3.54	39.50	40.90	9,430,701.80
10013	SONALI LIFE INSURANCE COMPANY I	A	2.56	66.20	67.90	2,005,534.20
15010	Crown Cement PLC	A	2.00	69.90	71.30	38,256.60

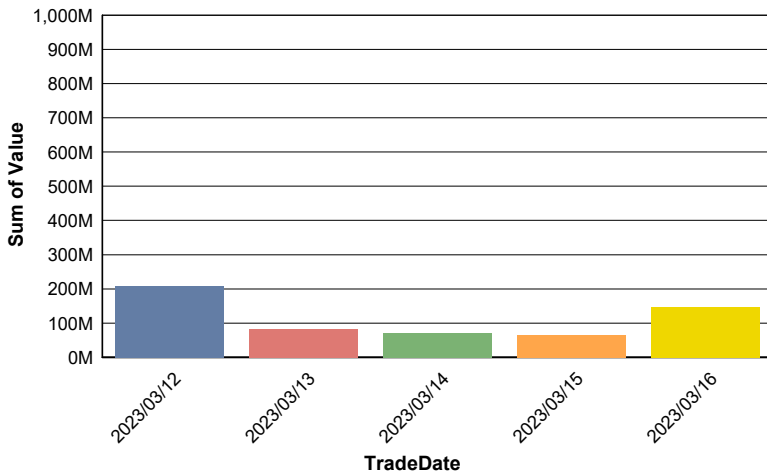
**TOP TEN LOSER COMPANIES BY CLOSING PRICE**

Scrip ID	Scrip Name	Category	Week Difference	Opening	Closing	Turnover (BDT)
13601	MAMUN AGRO PRODUCTS LIMITED	N	-16.66	15.00	12.50	12,525.70
11044	SENA KALYAN INSURANCE COMPANY	A	-12.88	55.10	48.00	1,227,373.30
17008	LEGACY FOOTWEAR LIMITED	B	-12.87	50.50	44.00	98,270.00
11010	BD GENERAL INSURANCE COMPANY	A	-12.30	65.00	57.00	43,635.00
12035	METRO SPINNING LIMITED	B	-10.93	37.50	33.40	1,350,781.50
13602	STAR ADHESIVES LIMITED	N	-9.96	59.20	53.30	53.30
13008	ORION INFUSION LIMITED	A	-9.81	323.10	291.40	2,904,966.70
32603	KRISHIBID FEED LIMITED	N	-9.58	21.90	19.80	19.80
19007	BD MONOSPOOL PAPER MFG. CO. LT	A	-9.43	277.70	251.50	1,283,110.20
32601	ORYZA AGRO INDUSTRIES LIMITED	N	-9.23	13.00	11.80	11.80

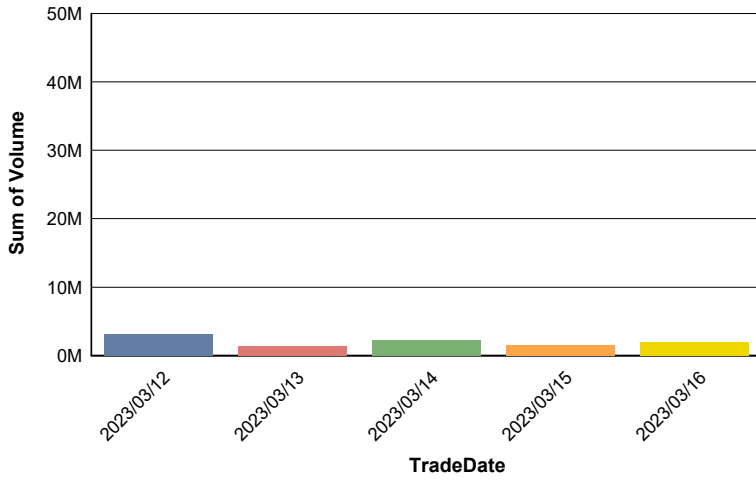
**TOP TEN COMPANIES BY TURNOVER**

Scrip ID	Scrip Name	Turnover (BDT)	Volume
24012	ADN TELECOM LIMITED	96,584,971.30	618,554
25014	Bangladesh Finance Limited	74,970,000.00	1,700,000
12024	H.R.TEXTILE MILLS LIMITED	71,030,800.00	602,000
18011	SEA PEARL BEACH RESORT & SPA LIMITED	56,804,570.60	188,134
16025	BENGAL WINDSOR THERMOPLASTICS	21,338,718.80	533,828
22031	THE PREMIER BANK LIMITED	17,634,109.70	1,306,363
13027	ORION PHARMA LIMITED	13,258,127.10	163,032
23005	SHINEPUKUR CERAMICS LIMITED	11,778,266.70	265,482
24011	GENEX INFOSYS LIMITED	10,822,878.90	111,479
19011	BASHUNDHARA PAPER MILLS LTD.	10,721,710.60	134,205

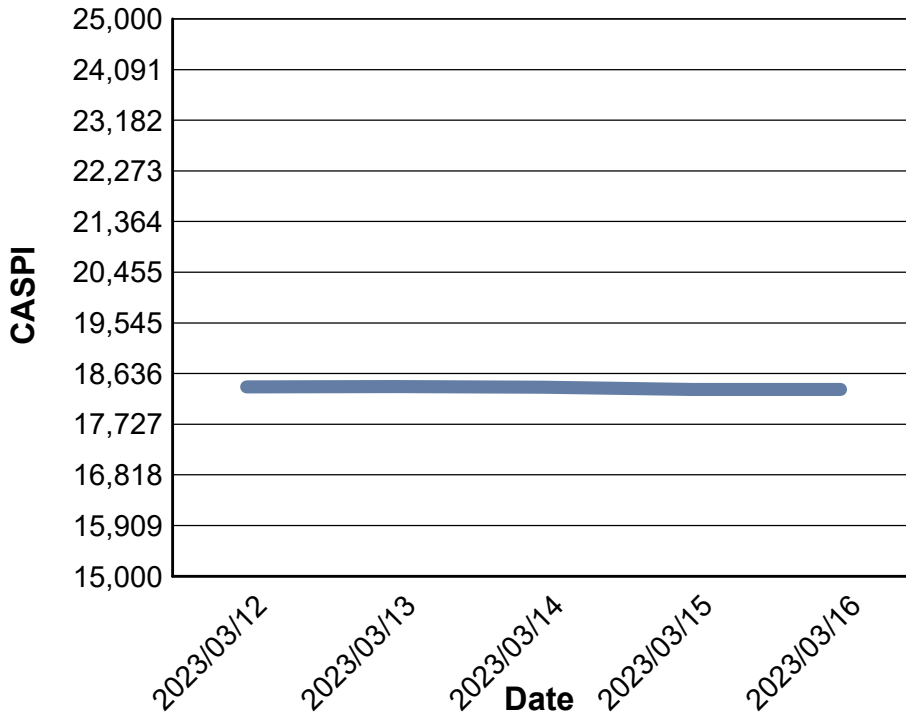
**Data for Turnover Value**



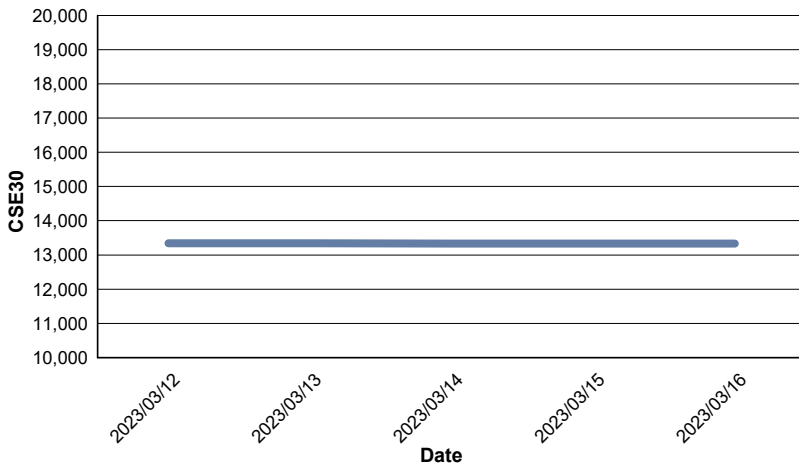
### Data for Turnover Volume



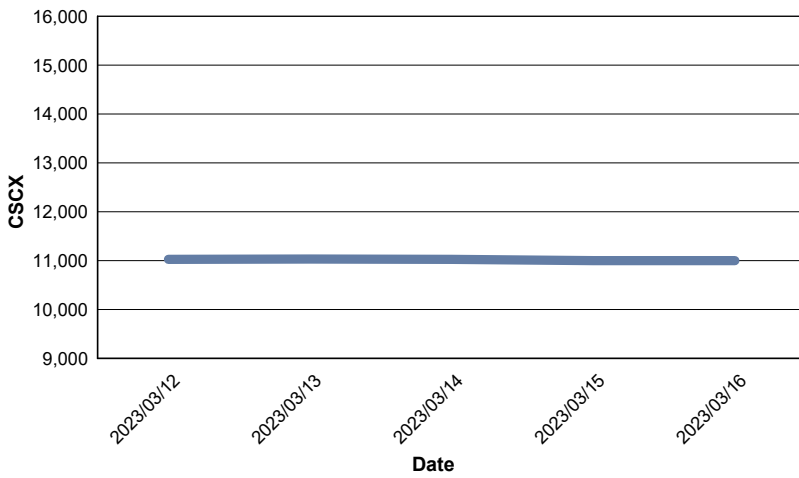
### CASPI Index



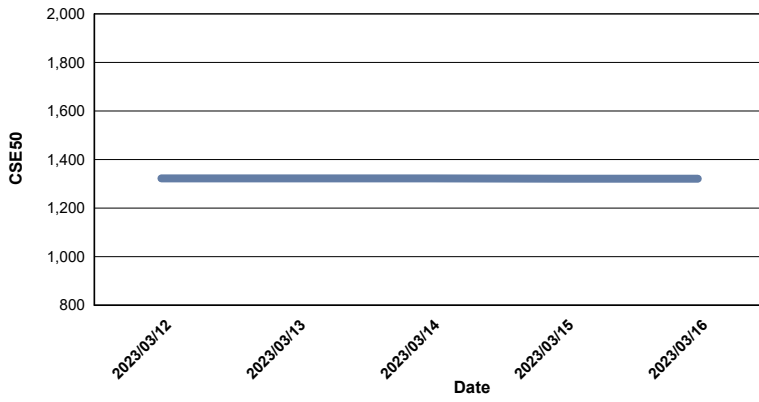
### Index CSE30



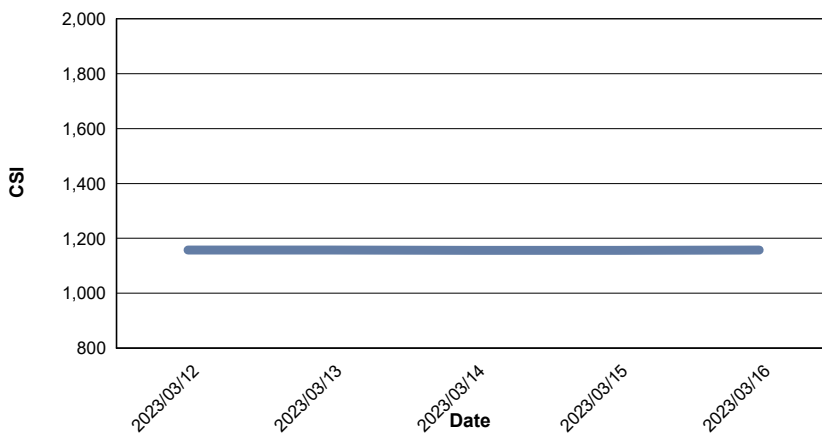
### Index CSCX



### Index CSE50



### Index CSI



### Index CSESMEX

